




FISH ON!

HOOK-AND-LINE SURVEY VOLUNTEER NEWSLETTER

SPRING & FALL 2015



Greetings Volunteers!

This year's hook-and-line surveys were a great success! We want to thank all of the volunteer anglers - travelling from as far as Vancouver, Washington to help in this year's surveys. Also, many thanks to scientific assistants Zoey, Josh, Annalee, Wes, and Janet for helping collect data. To charter captains and crews: Lars and Shad on the Samson, Lance and Mitch on the Norwester, and Mark of the Rogue Star - we appreciate your help and collaboration! We completed the fifth year of surveys in Redfish Rocks, the third year in Cascade Head, and the second year in Cape Falcon (which will be closed to fishing on January 1, 2016). Please enjoy this brief summary of the data YOU ALL helped to collect this year.

Thank you all and we hope to see you again next year for surveys in Cape Perpetua and Cascade Head!


Sincerely,
 Brittany, Jessica, Wolfe, and Ashley
 ODFW Marine Reserves Ecological Monitoring Team





3 Sites Surveyed

- Cape Falcon -- 8 days
- Cascade Head -- 12 days
- Redfish Rocks -- 16 days




36 Trips
93 Volunteer Anglers

4,325 Fish Caught:
22 Species from
7 Families

RECORD LARGEST and smallest catches from 2015




BLACK ROCKFISH
minimum: 14 cm (5.5 in)
maximum: 56 cm (22 in)



CANARY ROCKFISH
minimum: 14 cm (5.5 in)
maximum: 52 cm (20.5 in)



CHINA ROCKFISH
minimum: 23 cm (9 in)
maximum: 46 cm (18 in)




COPPER ROCKFISH
minimum: 39 cm (15 in)
maximum: 51 cm (20 in)



DEACON & BLUE ROCKFISH
minimum: 16 cm (6 in)
maximum: 50 cm (20 in)




QUILLBACK ROCKFISH
minimum: 17 cm (7 in)
maximum: 47 cm (18.5 in)




VERMILION ROCKFISH
minimum: 40 cm (16 in)
maximum: 57 cm (22.5 in)



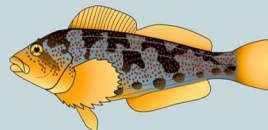
YELLOWEYE ROCKFISH
minimum: 25 cm (10 in)
maximum: 64 cm (25 in)




YELLOWTAIL ROCKFISH
minimum: 13 cm (5 in)
maximum: 50 cm (20 in)



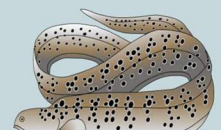
LINGCOD
minimum: 27 cm (10.5 in)
maximum: 100 cm (39 in)




KELP GREENLING
minimum: 24 cm (9.5 in)
maximum: 48 cm (19 in)



CABEZON
minimum: 31 cm (12 in)
maximum: 72 cm (28 in)



WOLF EEL
150 cm (59 in)

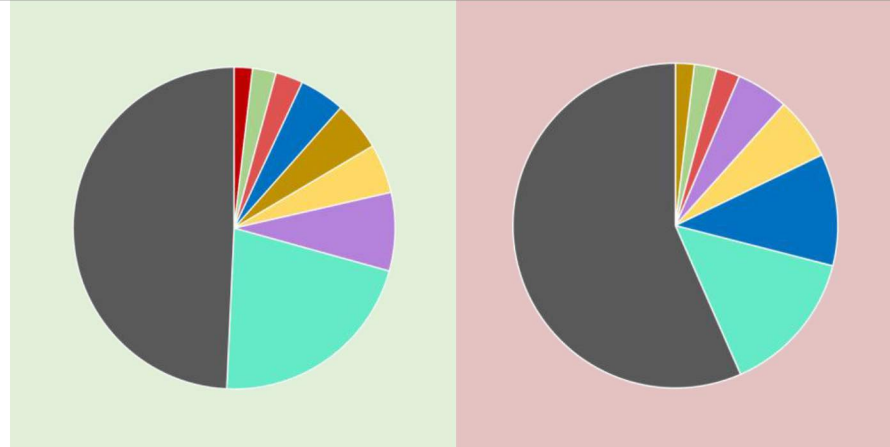
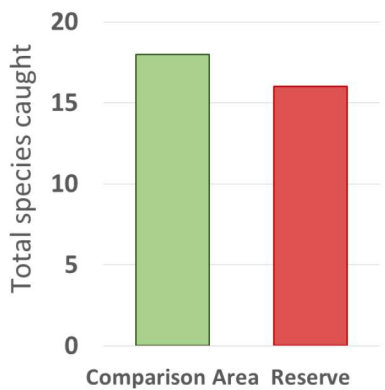
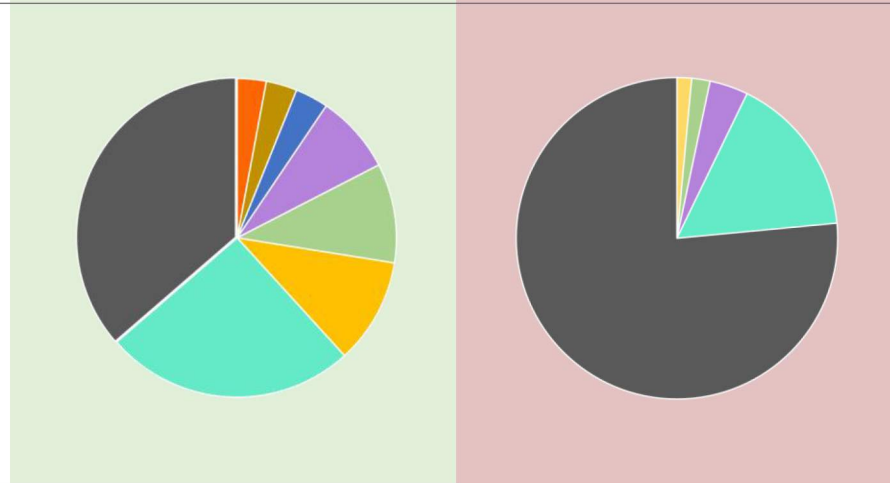
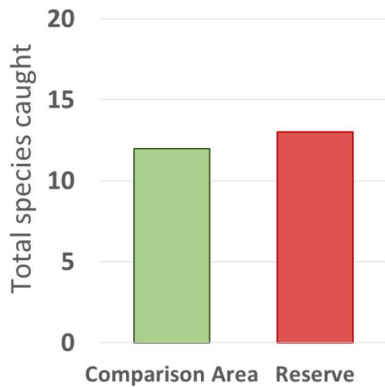
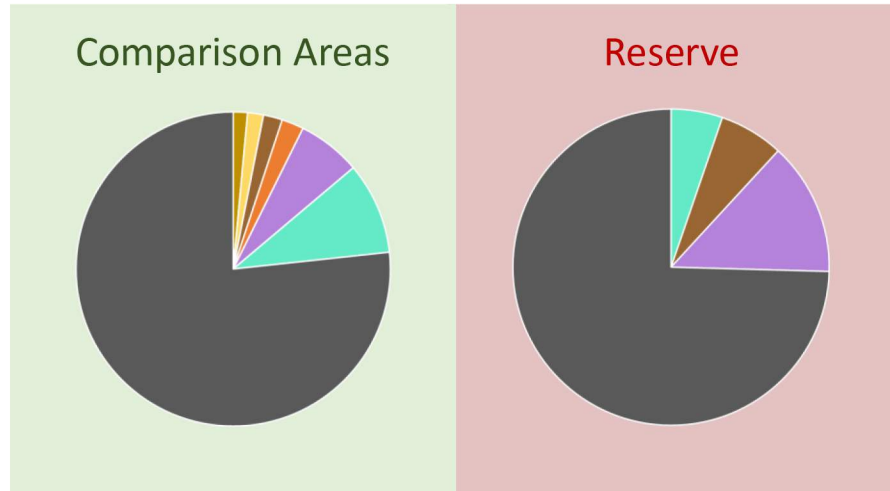
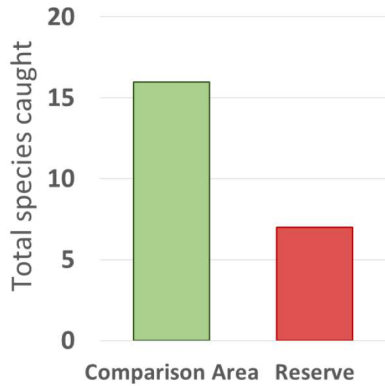




The graphs below show the total species richness and the catch composition for the reserve and comparison areas surveyed in 2015. Although Black Rockfish dominate overall, the differing compositions among the reserves underscores that each reserve is unique.

Species Richness

Species Composition



- Black Rockfish
- Canary Rockfish
- China Rockfish
- Deacon Rockfish
- Quillback Rockfish
- Yelloweye Rockfish
- Yellowtail Rockfish
- Cabezon
- Buffalo Sculpin
- Kelp Greenling
- Lingcod

*Reserve harvest restrictions not in effect until 1/1/2016

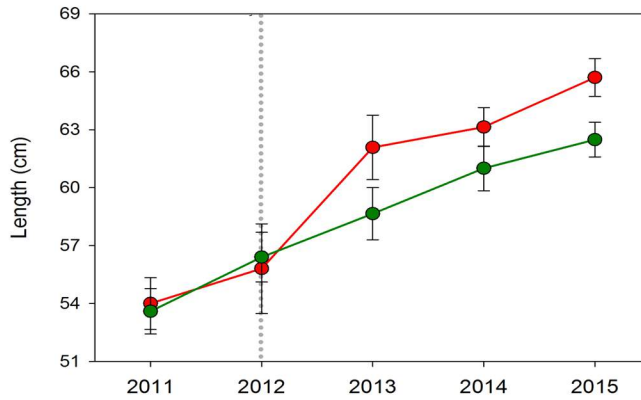
Graphs show species comprising 95% of the total catch for each area



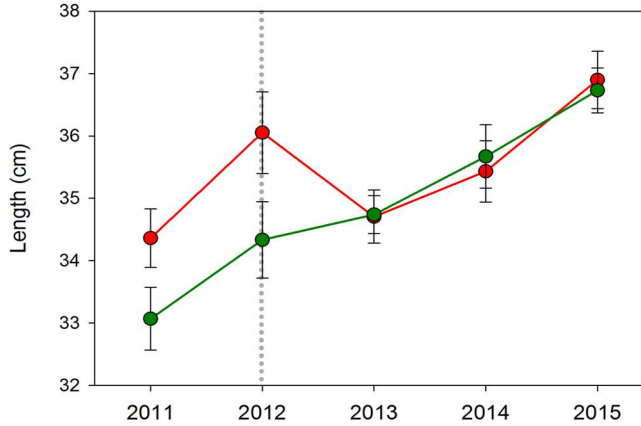
Changes in average length over time in Redfish Rocks



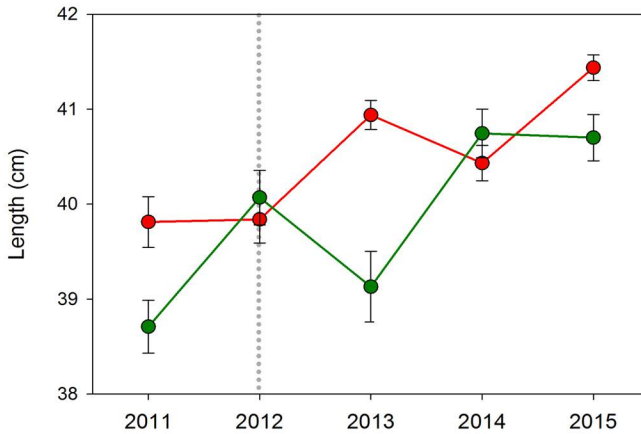
LINGCOD



KELP GREENLING



BLACK ROCKFISH



● Marine Reserve
● Comparison Areas

As we have now five years of monitoring data from Redfish Rocks Marine Reserve and Comparison Areas, we are conducting our first comprehensive analysis of baseline conditions within this site. These simple graphs demonstrate how we will use our fish size and catch data to understand the natural variation at Redfish Rocks over a long-term period. Summaries, like those above, track the magnitude of change that occurs over time in the areas open to fishing (green) compared to the Redfish Rocks Marine Reserve (red). The dashed line indicates the year the reserve was closed to fishing. When comparing the trends among these 3 species both in the Reserve and outside, there is a lot of variation (up and down) from year to year. Not all species will show the same patterns during this 5-year baseline period, which is why we conduct our analyses at the species level. To tease out the natural variation from an actual reserve effect, we will continue long term monitoring. In the meantime, our team will be working hard on these analyses over the coming months. Look for our data discoveries in early 2016!

