



Marine Resources

Albacore Tuna Fishery Newsletter

2025

What's Inside

- 2025 Commercial Season 1- 2
- Ocean Conditions 2
- Length Frequency 3
- 2025 Recreational Season 4
- Fishery Monitoring Updates . . . 5
- Other Updates and Reminders . . 6

Read the Annual Report

To read this year's annual report please scan the code or visit:



dfw.state.or.us/MRP/publications/

A Great Year!

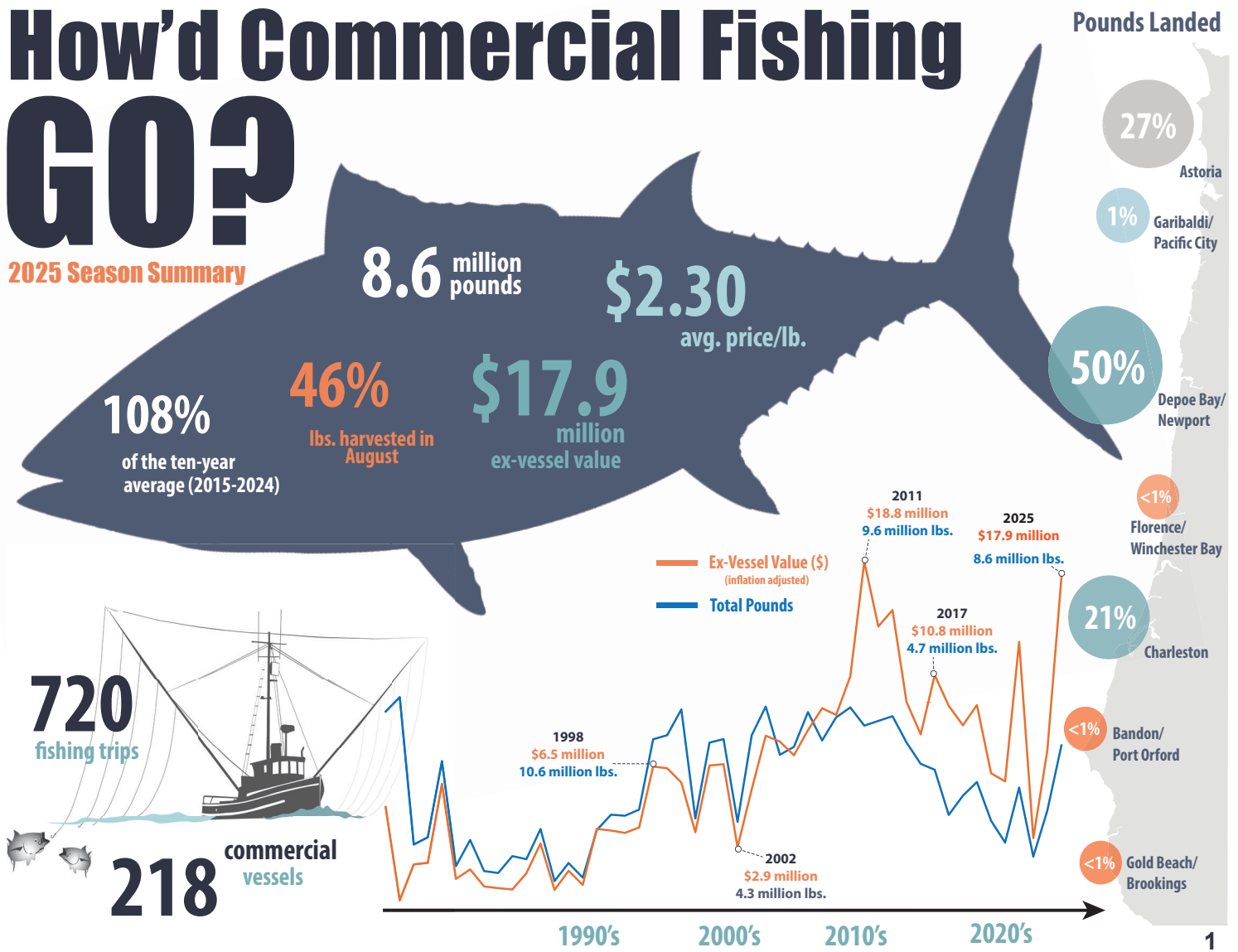
The 2025 commercial albacore season was characterized by elevated catch rates paired with high product price, although the market saturation seen in previous years never occurred. Notably, the average monthly price of albacore increased throughout the season despite experiencing the highest volume since 2014. The combination of rising prices and a ten-year peak in albacore landing volume suggests a shift in market dynamics, where demand growth is outpacing supply even during peak production periods. The absence of a price decline during high-volume months indicates a robust and well-balanced market with multiple avenues for retail. This is a great sign for the continued stability of fresh, frozen and canned product markets.

Newport had the highest albacore landings of any Oregon port in 2025, with 50% of the total weight. 26% of the total weight was landed in Astoria, followed by Charleston at 21%.

The average size of all albacore landings in 2025 was 11,932 pounds, a 4,637 pound increase from 2024. This indicates that although vessels of all sizes were able to make trips this season, and while there were no substantial limiting factors that kept the smaller vessels in port, medium to large sized vessels were the driving force behind elevated catch rates throughout the season.

How'd Commercial Fishing GO?

2025 Season Summary

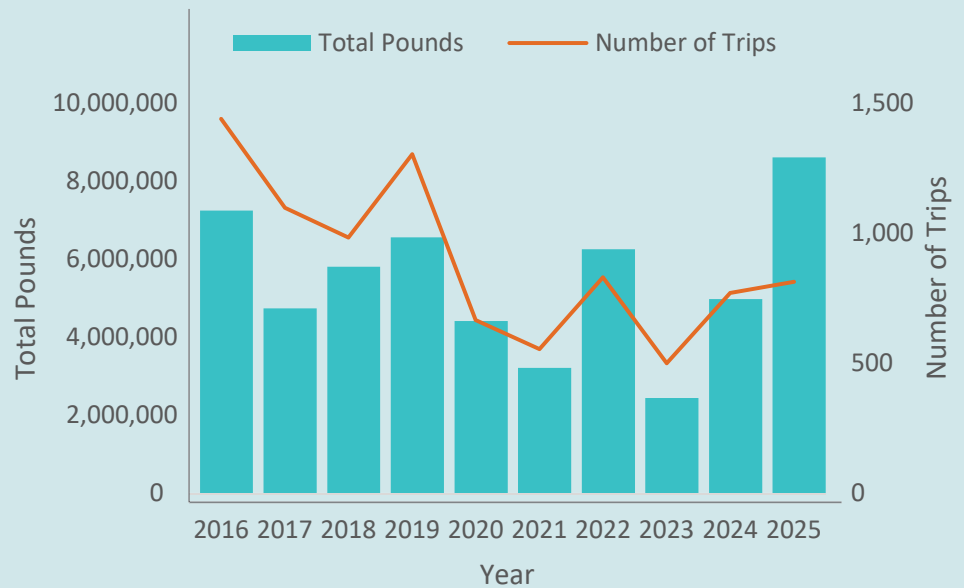


Season Summary (cont'd)

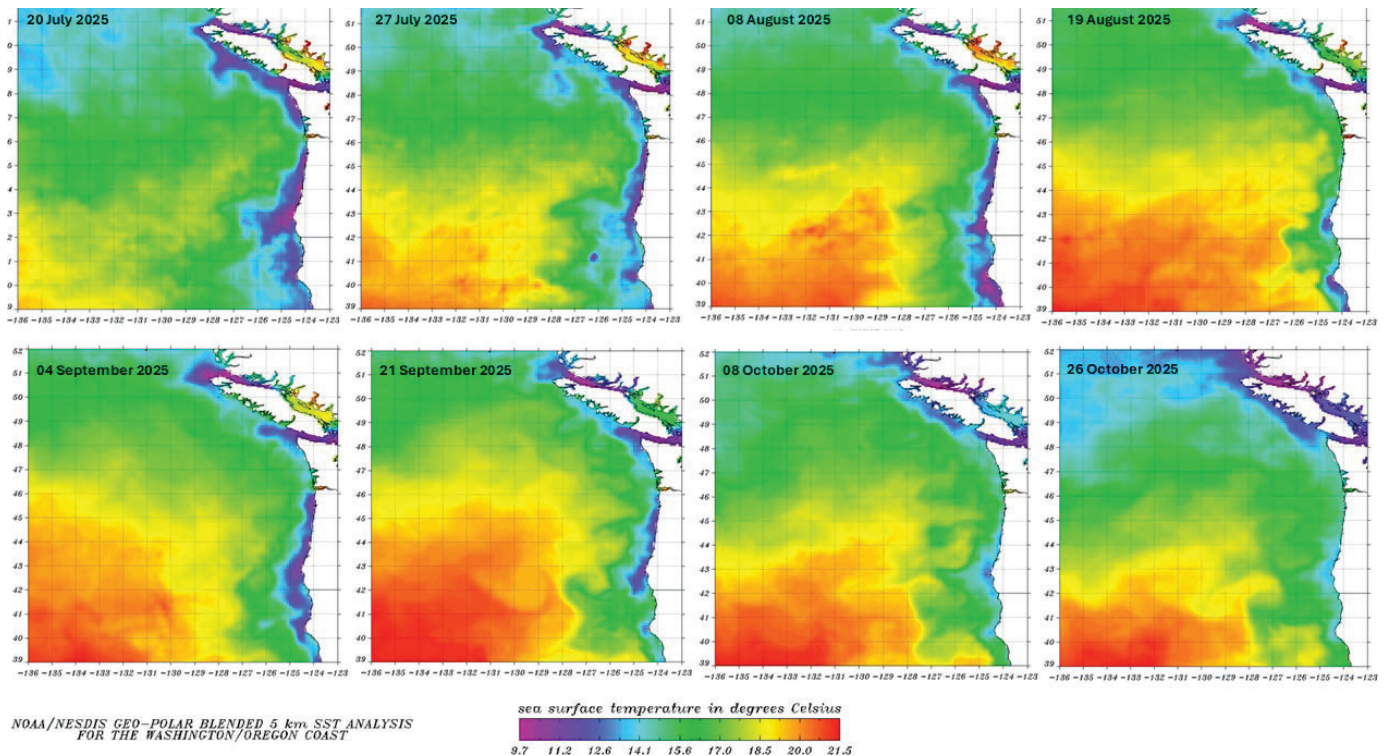
Total landings increased in 2025, with 8.6 million pounds landed in Oregon, which reflects 108% of the ten-year average (2015-24). Tuna fishers collectively made 720 trips on 218 different commercial vessels.

The majority of landings by volume occurred in August, with 46% of the yearly total and 3,983,856 pounds for the month.

The 2025 Oregon albacore season generated \$17,958,510 in total value paid to vessels. The average price was \$2.30 per pound.



The 2025 commercial albacore season was characterized by delayed coastal warming, consistent with patterns observed over the past five years. Sea surface temperatures (SSTs) of 58–60°F persisted offshore, westward of the 125°W meridian until mid-July, influencing fish distribution and fleet operations. During this period, large, concentrated schools of albacore remained 80–120 miles offshore, most favorable to vessels equipped with brine and blast freezing systems. Smaller ice boats faced operational challenges due to extended travel distances, higher fuel costs, and concerns over product quality, prompting some to redirect effort toward salmon fisheries. Weather conditions were generally moderate, though intermittent northwest wind events caused temporary port returns and short-term surges in offload volumes. Larger freezer vessels typically continued fishing with minimal disruption, while ice boats were more vulnerable to weather-related delays, often requiring one or more days in port before resuming operations.



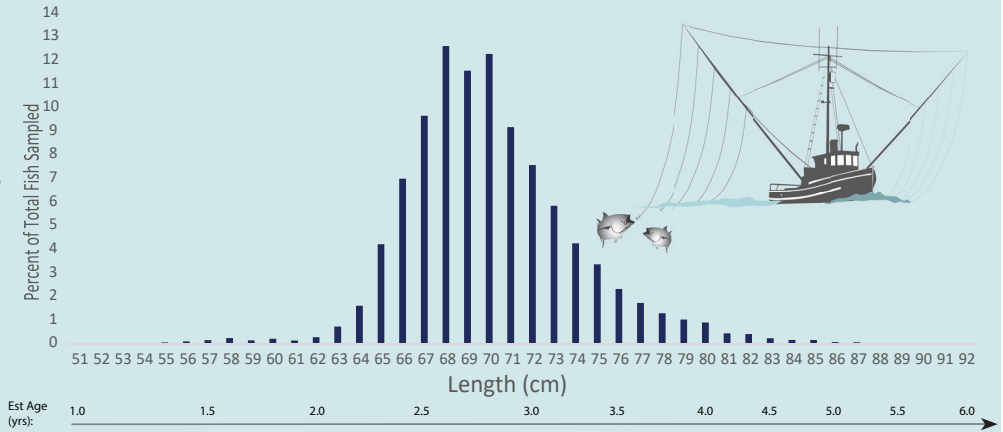
Fish Lengths

Commercial Albacore

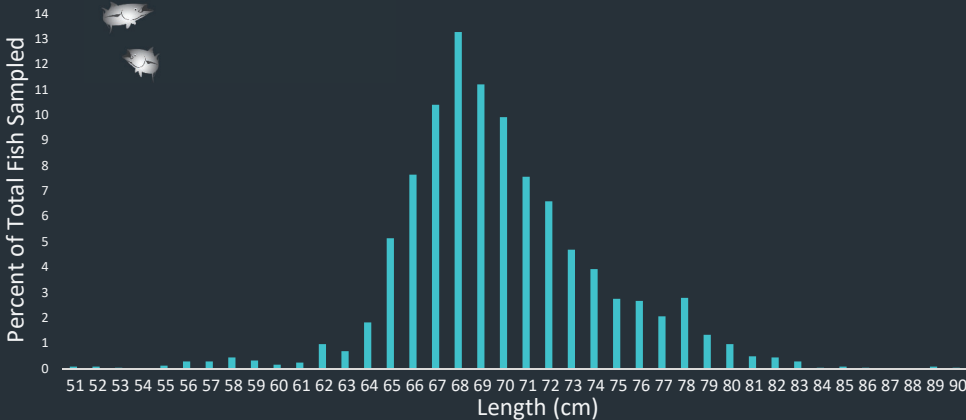
Albacore samplers collected fork length measurements from unsorted commercially harvested albacore from July through October of 2025. Samplers measured 11,311 albacore over the course of the 2025 season.

The frequency distribution of 2025 length data shows a central peak in the 68-70cm range. This year, the highest percentage of fish sampled were 68cm (representing 12.5% of all fish sampled).

The overall average length was 70.1 cm, representing fish weighing approximately 16.2 lb and aged roughly 2.8 years. When comparing the lengths of sampled catch in the three primary Oregon ports, there was no significant difference.




Recreational Albacore



ODFW samplers collected length data on 2,471 recreationally harvested albacore in 2025.

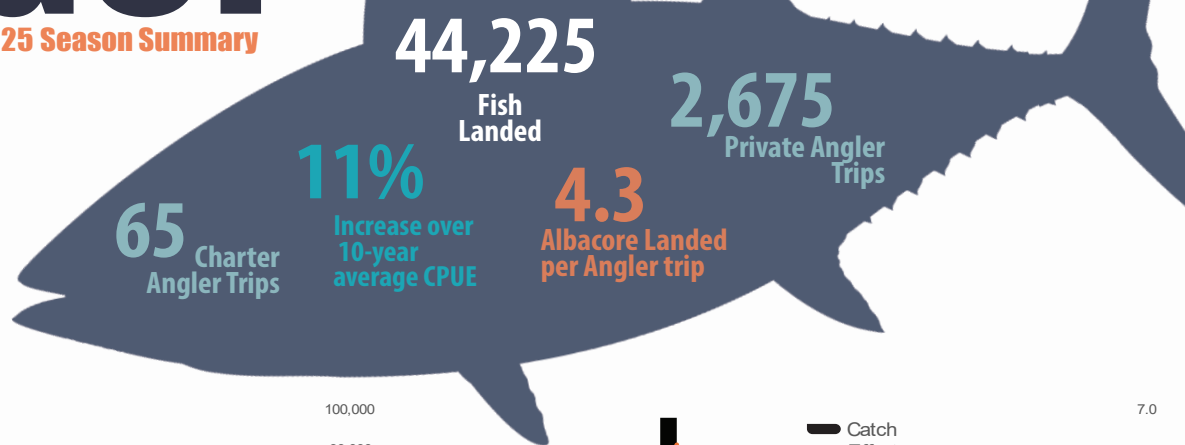
The graph on the left shows the length frequency distribution of non-sorted, randomly sampled albacore during the 2025 recreational season.

Overall, the distribution shows a similar pattern as in the commercial fishery. The overall average length is 70.2 cm, corresponding to fish weighing approximately 16.2lbs.

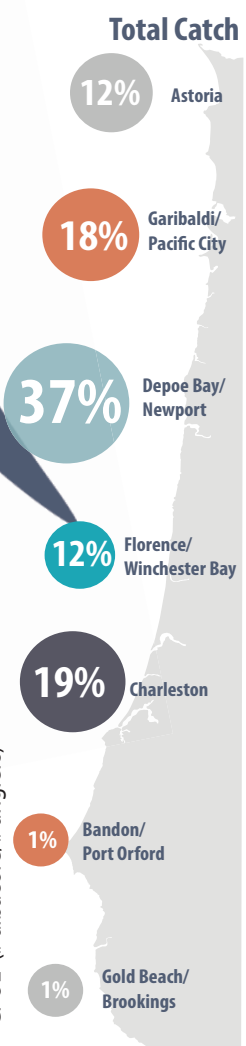
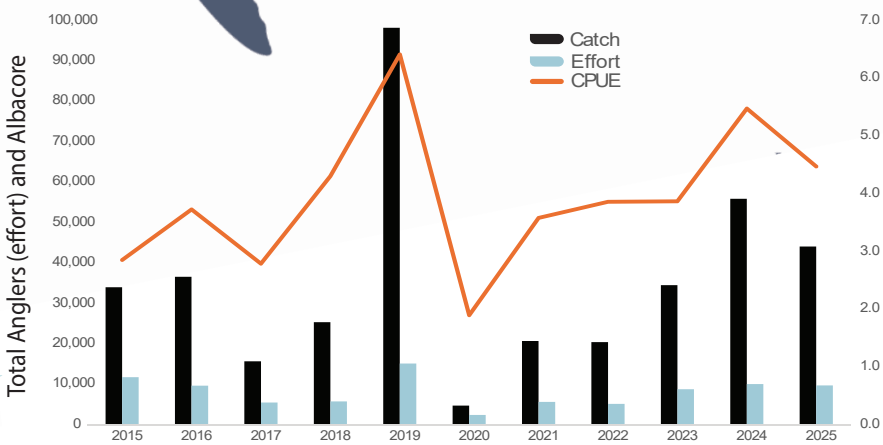


How'd Recreational Fishing GO?

2025 Season Summary



649
Boat Trips



Recreational Catch

Access to albacore for recreational vessels in Oregon can be highly variable, depending on weather conditions and distance offshore to the fishing grounds. Because of this, the recreational season tends to end earlier than the commercial season. This year, distance to the fishing grounds was not a substantial limiting factor during the season. Recreational vessels were largely unimpeded until fall weather and sea patterns dominated the coast in September and October. Fishing was fair to good overall, although CPUE was down slightly from 2024. The majority of recreational albacore were landed in Newport, followed by Charleston and Garibaldi.

There were an estimated 65 charter angler trips and 2,675 private recreational angler trips over the 2025 season. An estimated total of 44,225 albacore were landed in the recreational fishery coast-wide, representing an estimated 716,445 pounds. 5.6% of those fish were measured for fork length by ORBS samplers.

For more information on the ORBS survey and the Oregon recreational albacore fishery please scan the code or visit our website at:
<https://www.dfw.state.or.us/MRP/sportalbacore/index.asp>



Albacore Fishery Monitoring Update

How Does ODFW Monitor the Albacore Fishery?

ODFW's Marine Resources Program (MRP) has multiple fishery monitoring programs to collect critical recreational and commercial albacore fishery information to inform management recommendations. Sampling of Oregon's commercial albacore fishery is a cooperative effort between the ODFW, the NMFS Southwest Fisheries Science Center (SWFSC) and the Pacific States Marine Fisheries Commission (PSMFC). Recreational albacore fishery sampling is conducted by the Oregon Department of Fish and Wildlife's Ocean Recreational Boat Survey (ORBS). The ORBS survey adjusted its sampling protocol beginning in 2000 to better estimate effort and catch in the growing recreational albacore fishery off Oregon. Sport fishing for albacore off Oregon has grown in popularity since 2000, especially in the past decade. We would like to thank all our samplers and the industry for remaining flexible and maintaining safety when collecting samples this past year.

Commercial Monitoring



MRP port samplers conduct dockside sampling of commercial albacore fishery vessels in the major ports.

Logbook data which includes species caught, incidental catch, trip dates, fishing area, and landing port to estimate effort go directly to the National Marine Fisheries Service.



MRP dockside samplers collect length information from several hundred vessels over the course of the season in order to describe the year-classes of tuna that are being landed.

MRP staff review fish ticket data on catch counts, weights, grade, and value to calculate the ex-vessel revenue for the fishery.



Recreational Monitoring



ORBS port samplers randomly conduct dockside boat interviews and collect information on trip target species, total catch, number of anglers on the boat, general location, and the number of released fish.

ORBS port samplers estimate the total effort by counting the number of ocean sport boat trips by the type of boat (i.e. Charter or private vessels).



ORBS port samplers also collect lengths from a portion of the sampled catch to convert numbers of fish into weight.

Other Updates and Reminders

Want More Information?

Here's How You Get It!!



Visit Our Website By Scanning The Codes Below

Commercial



Recreational



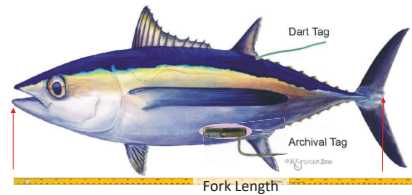
LOOK OUT FOR TAGGED FISH

REWARD: TAGGED ALBACORE

Tagged Albacore have a green dart tag in their back

Archival tags are data recording devices that are implanted in the belly with a stalk sticking out.

\$500: Whole fish w/Archival tag/ **\$300:** Archival tag only/ **\$20:** Dart tag only



TO CLAIM YOUR REWARD

Record


- 1) Date
- 2) Catch latitude and longitude
- 3) Fork Length and unit (cm or in)
- 4) Dart and/or Archival Number
- 5) Fisherman/ gear type/ contact info

Contact

Ericka Carlson +1 (971) 209-2030
 erickac@afrrf.org OR
 Owyn Snodgrass +1 (858) 546-7000
 owyn.snodgrass@noaa.gov

- US Commercial: Fish and/or tags can be delivered to the nearest processor.
- US Recreational: Contact above to coordinate shipping and reward.
- Outside the US: Contact National Fishery Agency or people listed above.

NOTE: All shipping costs will be paid for by NOAA



Research funded by the National Oceanographic and Atmospheric Administration and the American Fishermen's Research Foundation

The South West Fisheries Science Center (SWFSC) recently worked with the American Fishermen's Research Foundation to deploy 78 archival tags in albacore tuna off Oregon. A critical part of this effort is recovering the tags. As such there is cash reward offered for the return of information from tagged albacore. Tagged albacore have a green dart tag in their back. The reward is \$500 for the whole fish, \$300 for the tag only, and \$20 for the dart tag.

For more information contact:

Ericka Carlson (971)-209-2030
 erickac@afrrf.org
 OR
 Owyn Snodgrass (858)546-7000
 owyn.snodgrass@noaa.gov



Marine Resources

We are always interested in hearing from you about your fishery and the issues that are important to you.

Please give us a call any time!

Jessica Watson
 Marine Resources Policy
 Project Leader
 (541) 351-1196
Jessica.L.Watson@odfw.oregon.gov

Shawn Ruzzi
 Nearshore/Albacore Fisheries
 Specialist
 (541) 961-3147
Shawn.P.Ruzzi@odfw.oregon.gov

Meet Our New Coordinator!

Shawn Ruzzi has taken over for Lindsey Noordman as our albacore sampling coordinator; you may have seen him on the docks in Charleston or Newport sampling albacore or groundfish.

Shawn has worked for ODFW since 2019 under multiple projects, and brings experience in both fishery dynamics and fish biology. Prior to joining the ODFW team, Shawn worked as an observer in the IFQ sector in Charleston from 2012-2018. In his free time Shawn enjoys fishing, being outdoors, and adventuring with his two boys.

We would like to wish Lindsey the best in her new position as Crab and Pink Shrimp Assistant Project Leader with the Marine Resource Program!

