


INFORMATION REPORT SERIES, FISHERIES NUMBER 81-2



MARINE REGION

Oregon Department of Fish and Wildlife

Length-Frequency, Size, Sex and Age Composition Data
by Month and Area for Pink Shrimp Landed in Oregon 1966 to 1980

LENGTH-FREQUENCY, SIZE, SEX, AND AGE COMPOSITION
DATA BY MONTH AND AREA FOR PINK SHRIMP LANDED
IN OREGON 1966 to 1980

Malcolm H. Zirges
Mark R. Saelens
Jean E. McCrae

Shrimp Investigations
Report 81-2

Oregon Department of Fish and Wildlife
Marine Region
Newport, Oregon 97365

May 22, 1981

Funds Supplied in Part by the
Commercial Fisheries Research and Development Act of 1964
(PL 88-309) under Groundfish and Shrimp
Assessment Contract 80-ABD-ORAC

TABLE OF CONTENTS

	<u>Page</u>
Introduction	1
Sources of Information	2
Map of Catch Area Designations	3
Methods	4
Literature Cited	4
Length Frequency Distributions by Year, Area, and Month (Table 1 and Figure 2 Index Page)	5
Age and Sex Composition and Shrimp/Pound by Year, Area, and Month (Table 2 Index Page)	322

INTRODUCTION

Determination of the optimum stage at which to harvest a fish stock for either maximum poundage or dollar yield is a complex problem. Although it may be shifted by special limitations inherent to the harvest gear type such as lack of selectivity, this stage generally occurs near where the biomass of marketable-size individuals is at a maximum, i.e. where gains from recruitment and growth are just being overtaken by losses from natural and fishing-induced (non-harvest) mortality.

Available biomass of pink shrimp, *Pandalus jordani*, appears to be first a function of year-class strength, i.e. number of individuals produced and surviving, and then of growth rates. These parameters may not be independent. Growth may be related to rate of sex change from male to female which in turn affects stock fecundity. Mortality rates may be related to age or to stock size.

Evaluation of these production parameters requires detailed data on stock sex, age, and size composition over time. These parameters must be compared between areas or "beds" to determine variability between areas or even if discrete stocks exist.

Personnel of the Oregon Department of Fish and Wildlife^{1/} have sampled pink shrimp catches from exploratory, survey, and commercial fishing since 1951. Data collected include carapace length, sex, females ovigerous, and average size (shrimp per pound) by area and time period.

This information is used to estimate age composition, sex composition and timing of sex change from male to female, growth and spawning period. Robinson and Milburn (1967) summarized this material by month and area of

^{1/} Previously Fish Commission of Oregon

catch for the period 1951-1965, and this report will do the same for the period 1966-1980.

Tables presented include length-frequency by sex by month, area, and year. Number and size of samples utilized, average size of shrimp in shrimp per pound, and age and sex percent composition are also provided. Also we provide frequency polygons opposite each data set for visual evaluation of growth and age composition by sex.

SOURCES OF INFORMATION

Most of the data presented here came from market sampling of commercial shrimp landings. Data on area of catch came from commercial fishermen's logbooks, and catch area designations are shown in Figure 1. Another source of samples was shrimp abundance survey cruises conducted by Oregon Department of Fish and Wildlife personnel on chartered commercial shrimp trawl vessels.

All available shrimp biological samples were examined and those with any of the following shortcomings were omitted:

- (1) individuals not sexed
- (2) individuals not measured for length
- (3) area of catch not available
- (4) weight of sample not available
- (5) sample with shrimp from more than one area
- (6) sample not used by original collector^{2/}; unless simply taken after original summary completed

METHODS

Samples were obtained and processed following the methods used and described earlier by Robinson and Milburn (1967), except that carapace length measurements were recorded in 0.2 millimeter increments only through 1967. Starting in 1968, measurements were recorded to the nearest lower 0.5 millimeter. All 1966 and 1967 length data were converted to this increment for

^{2/} We assumed that the original sampler had a valid reason for rejecting the sample at that time.

34 → NORTH OF STRAIT OF JUAN DE FUCA

32 → CAPE ELIZABETH TO STRAIT OF JUAN DE FUCA

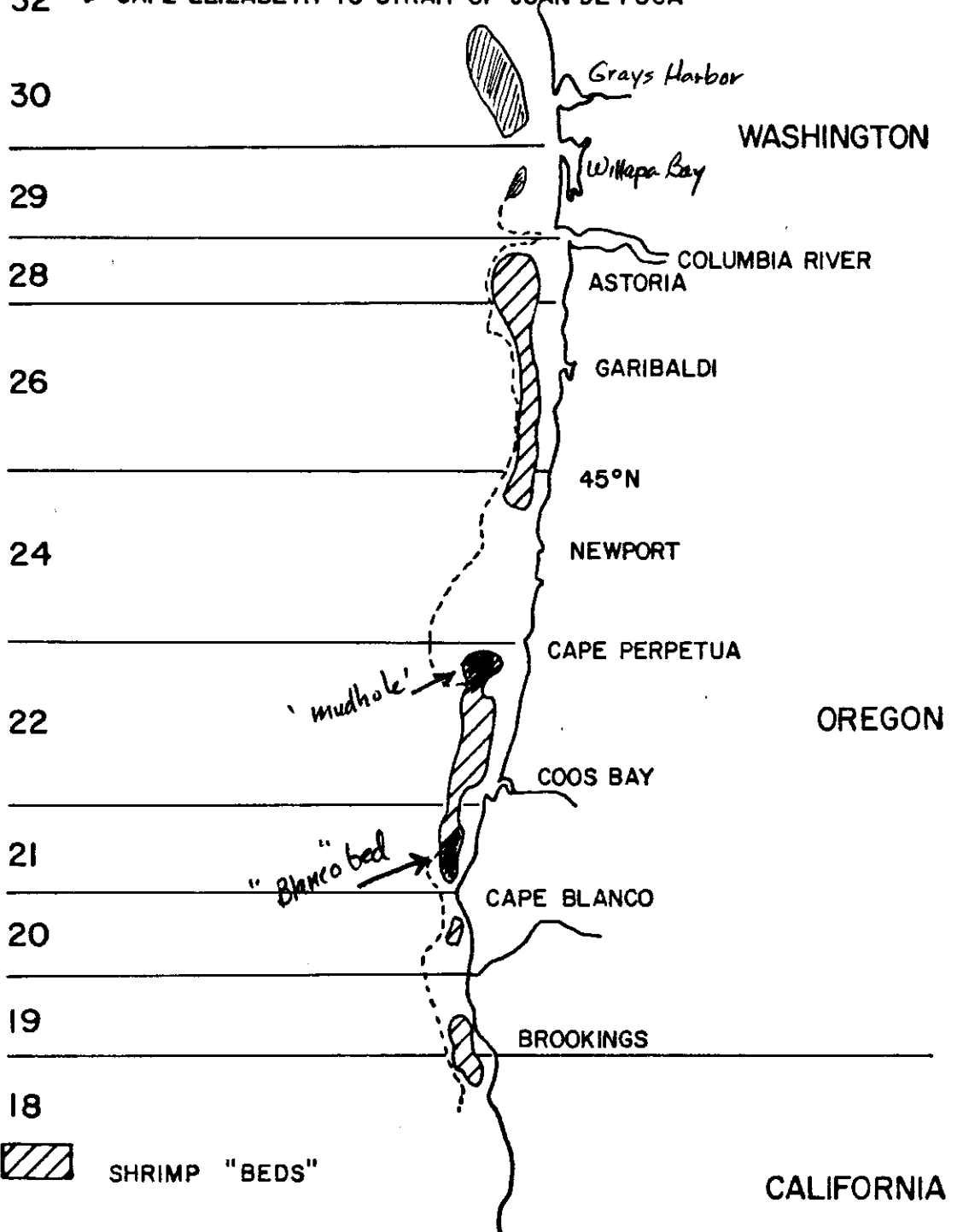


FIGURE 1. Area designations for shrimp caught off or landed in Oregon.

consistency in this report.

Sampling was conducted on a regular basis by department personnel at the major shrimp landing ports of Astoria, Newport, Coos Bay, and Brookings. Individual sample sizes approximated 100 shrimp. Sex was determined by close examination of the inner ramus of the first pleopod after Tegelberg and Smith (1957), and sample weights were recorded to the nearest gram. Age group allocation was determined by examination of graphed length frequency polygons. Frequency peaks were assigned ages 0, I, II, or III+ based on relative size and position over time, and age classes were separated where frequencies were lowest between peaks.

Length frequency distributions by year, area, and month are presented in Table 1 and corresponding graphical representations of length frequency (in percent) are shown in Figure 2. Sample sex and age frequency in percent and shrimp size (shrimp per pound) by year, area, and month are presented in Table 2.

LITERATURE CITED

- Robinson, J.G., and G.S. Milburn. 1967.
Length-frequency and sex composition data for pink shrimp landed in Oregon 1951-55. Fish Commission of Oregon Research Division, Investigational Report No. 5; 110 pp.
- Tegelberg, H.C., and J.M. Smith. 1975 57
Observations on the distribution and biology of the pink shrimp (*Pandalus jordani*) off the Washington coast. Washington Dept. of Fisheries Res. Papers 2 (1):25-34.

Index To

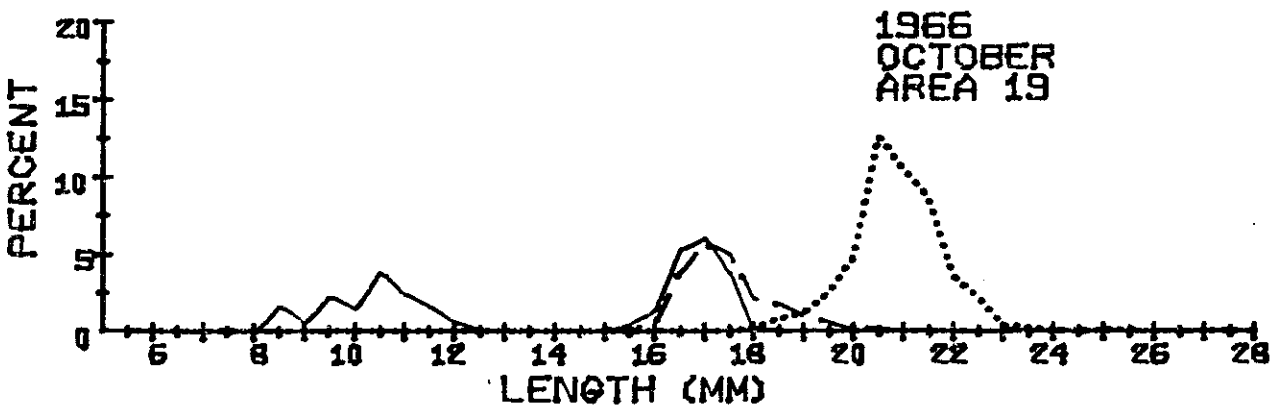
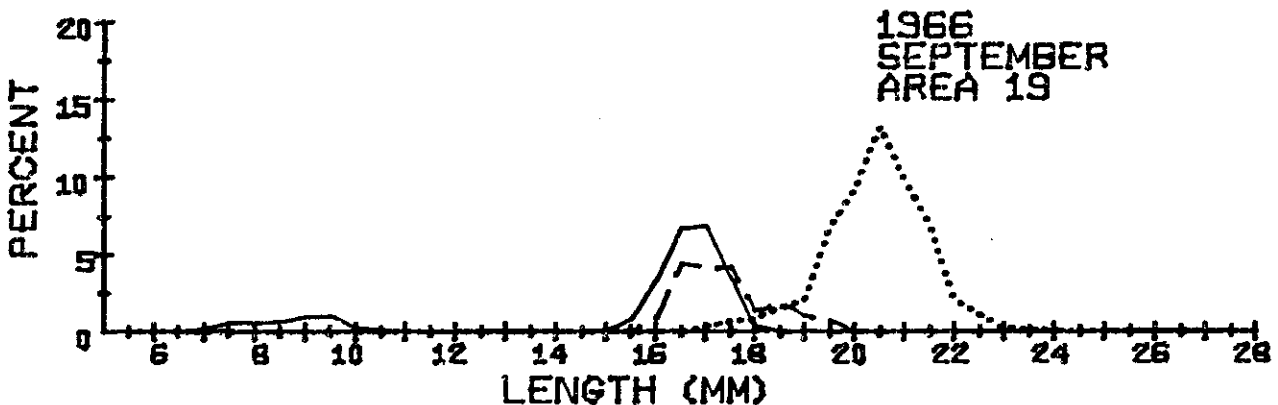
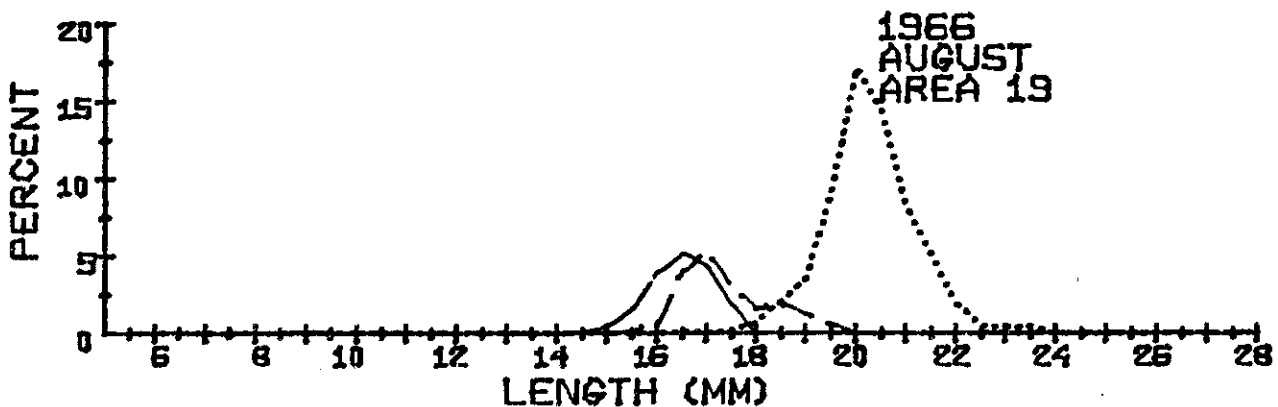
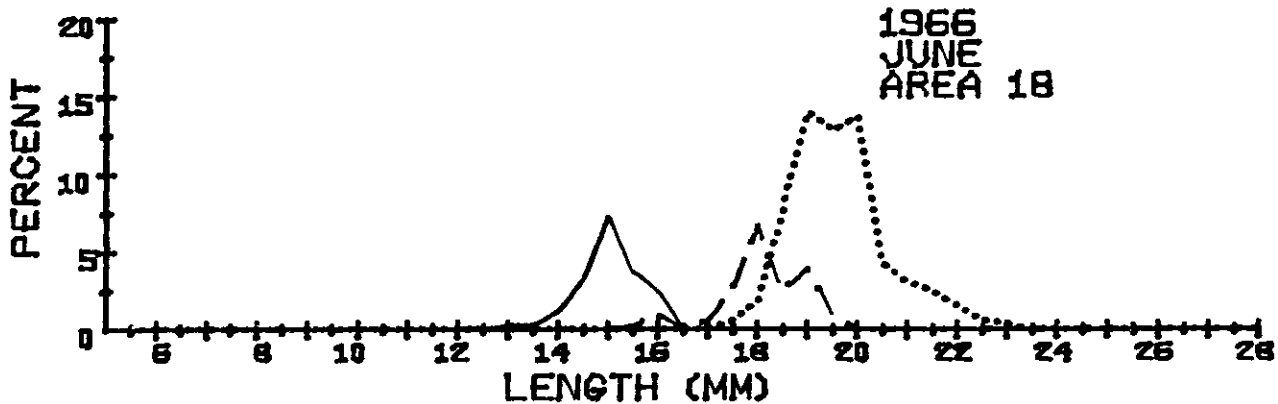
Table 1. Length Frequency Distributions by Year, Area, and Month for Pink Shrimp Landed in Oregon 1966 to 1980.

with:

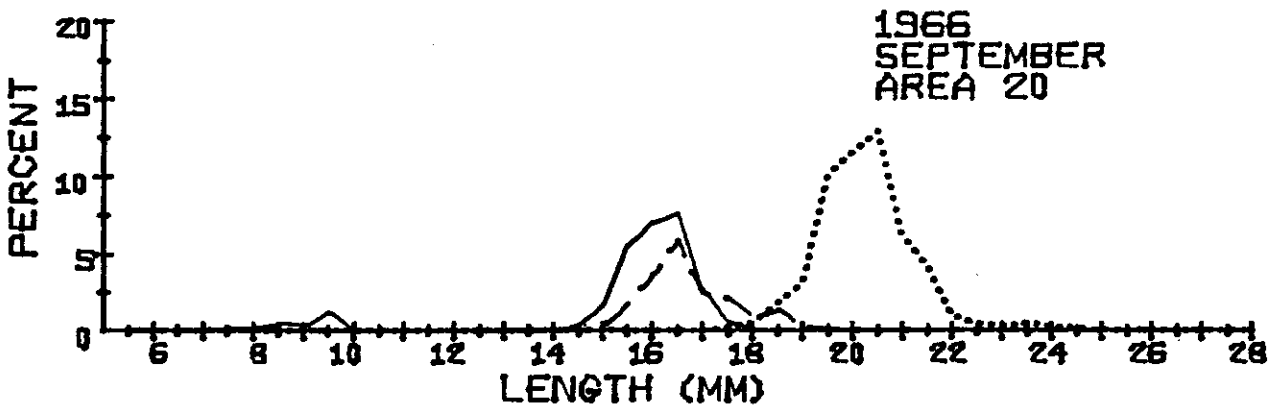
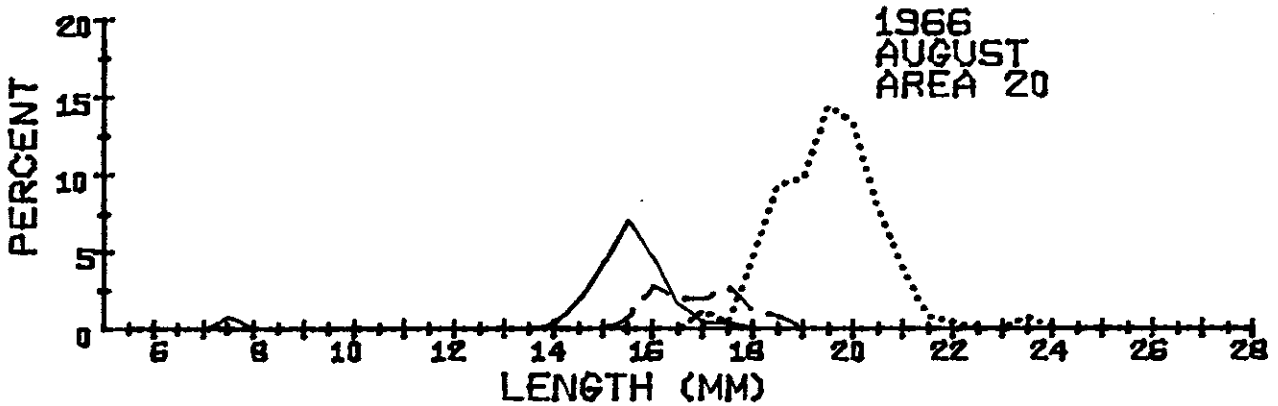
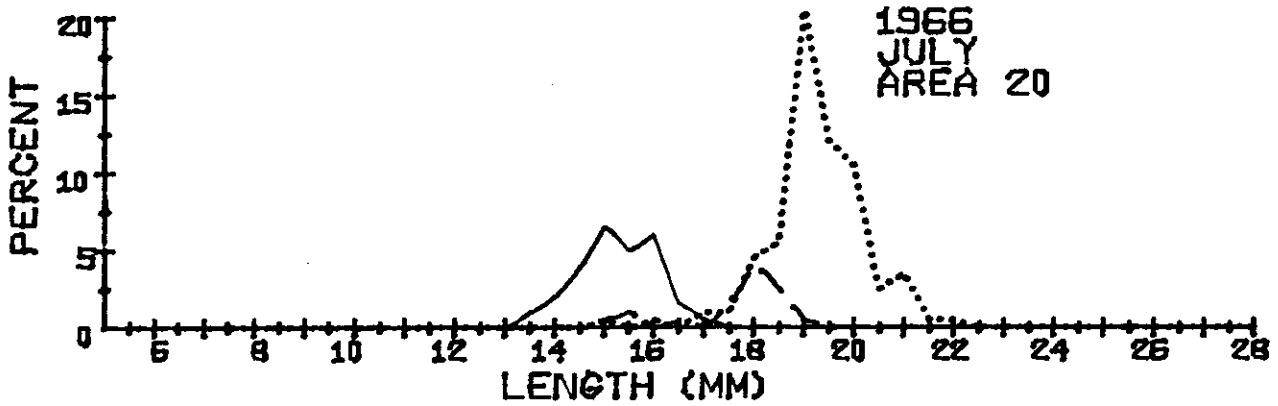
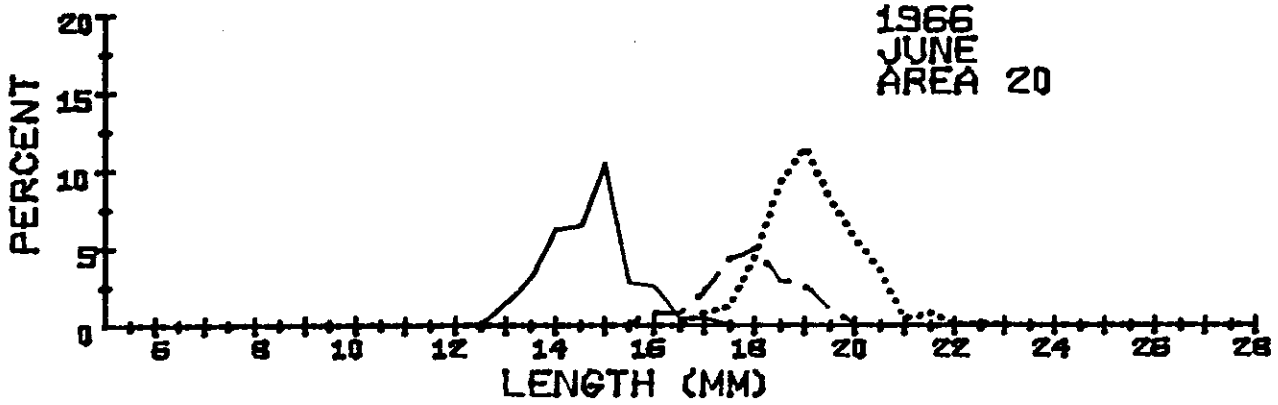
Figure 2. Frequency polygons of respective Table 1 Length Frequency Distributions.

arranged on opposing pages

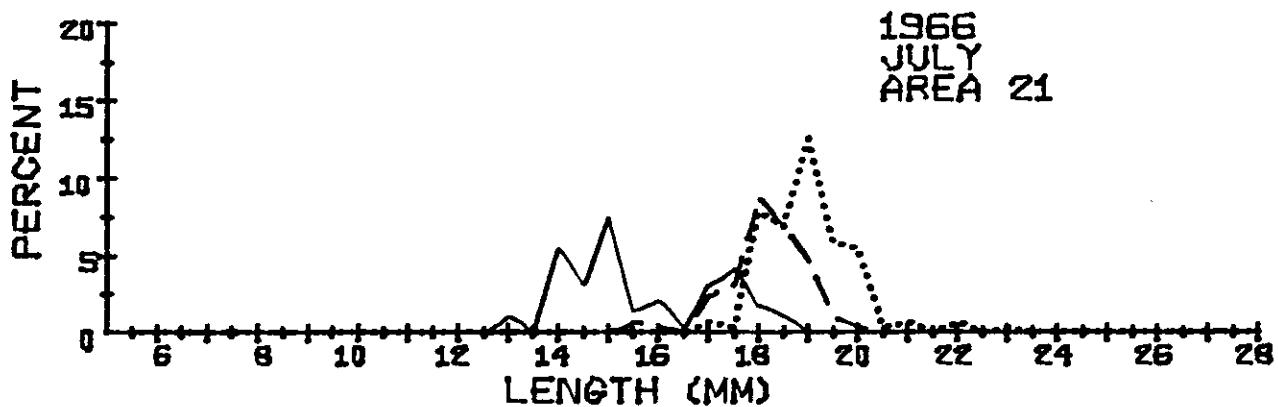
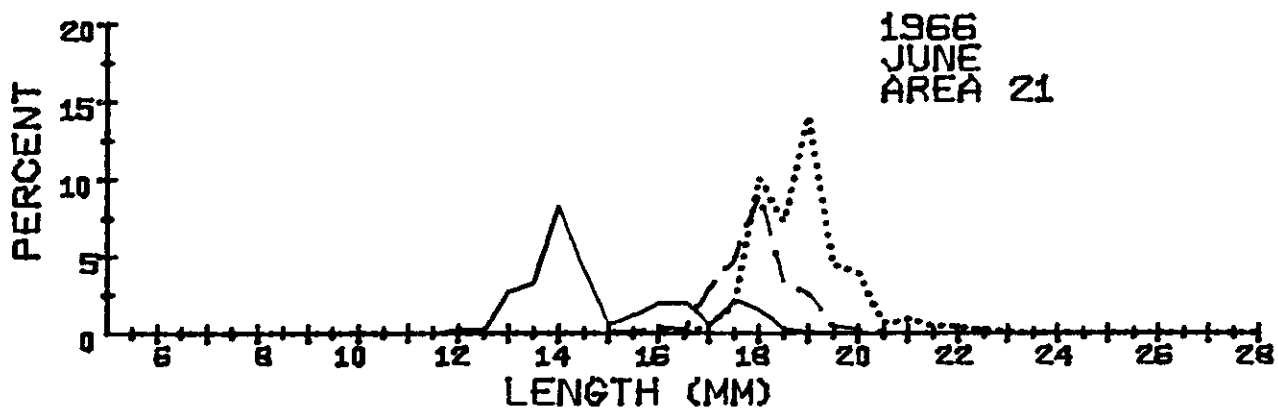
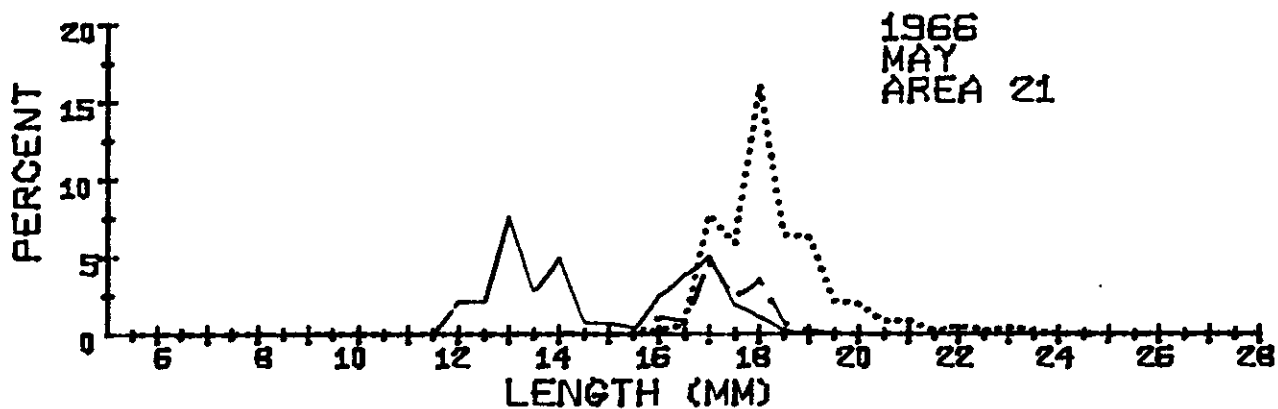
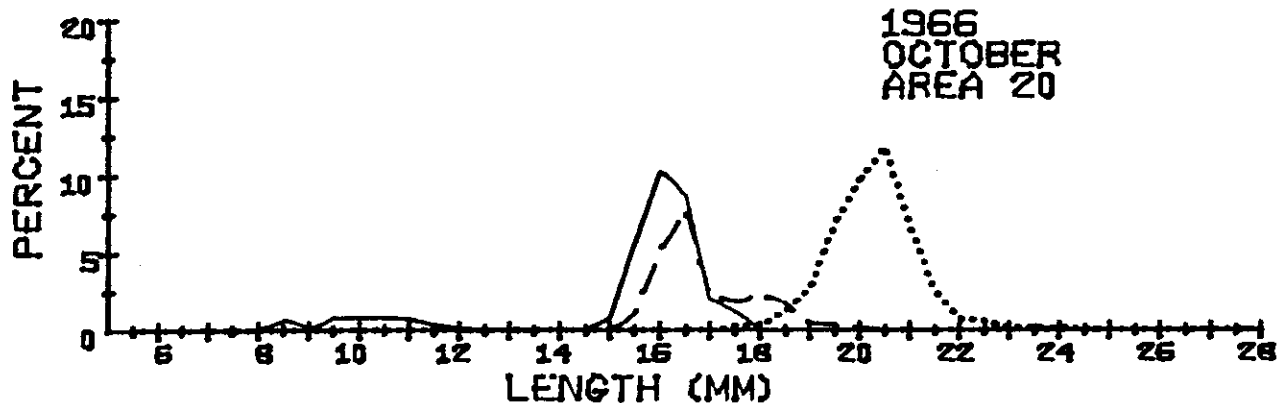
<u>Year</u>	<u>Page</u>
1966	6
1967	20
1968	40
1969	58
1970	72
1971	92
1972	112
1973	130
1974	150
1975	170
1976	194
1977	216
1978	240
1979	266
1980	294



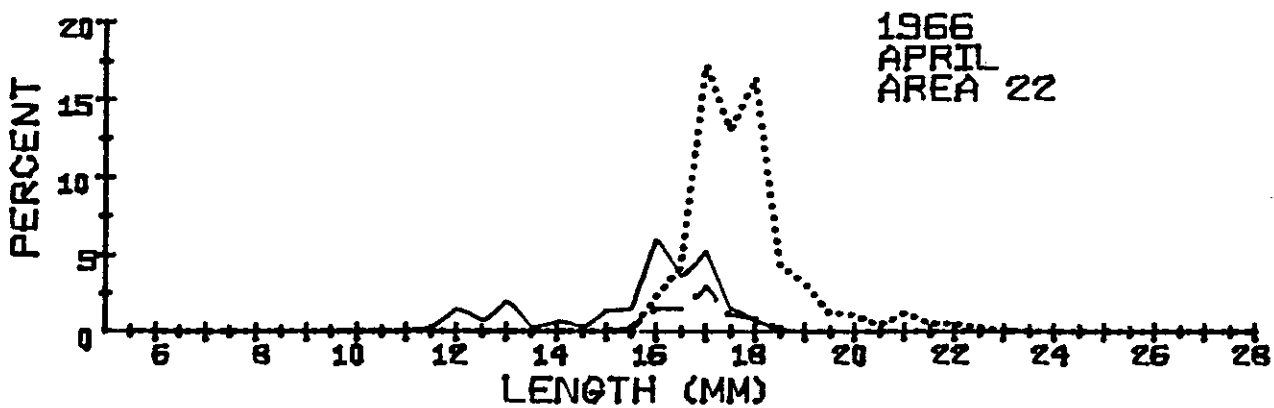
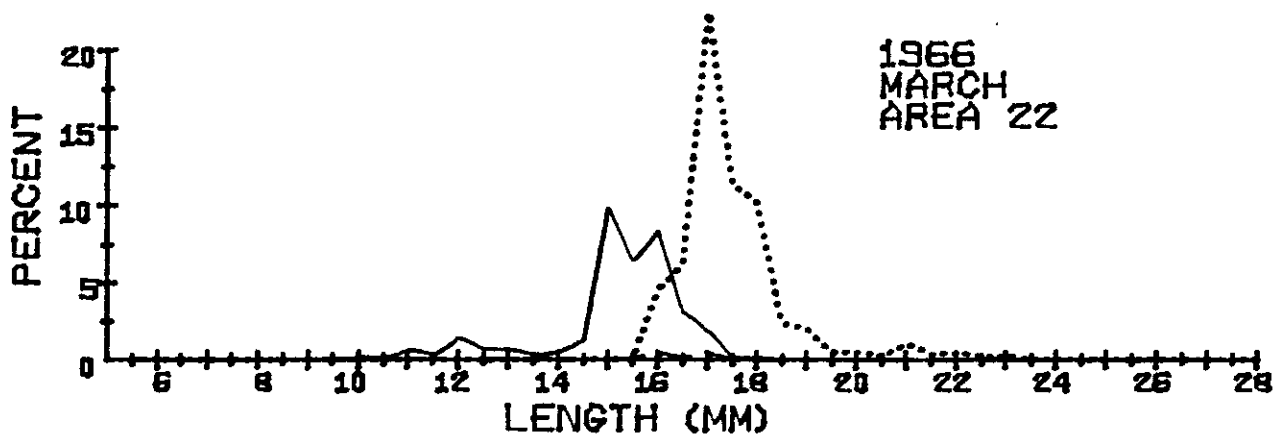
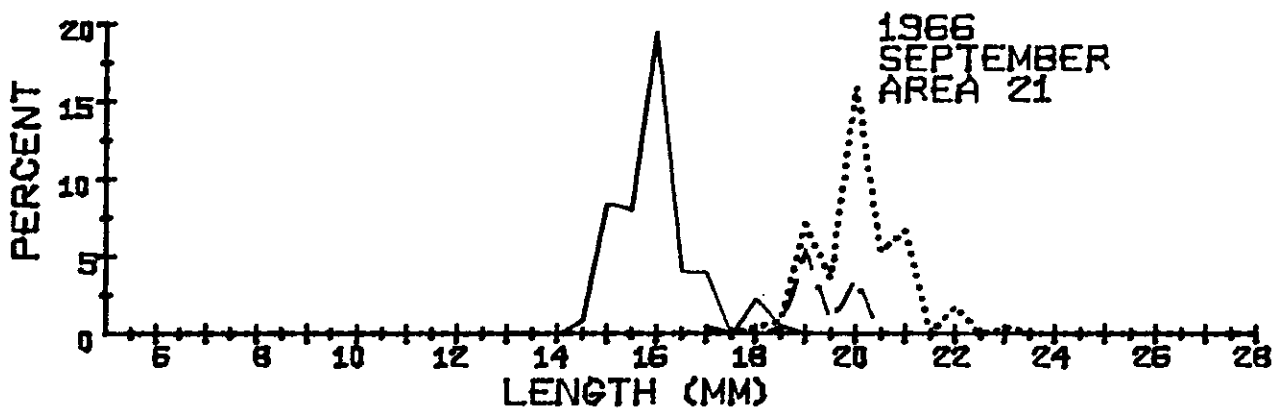
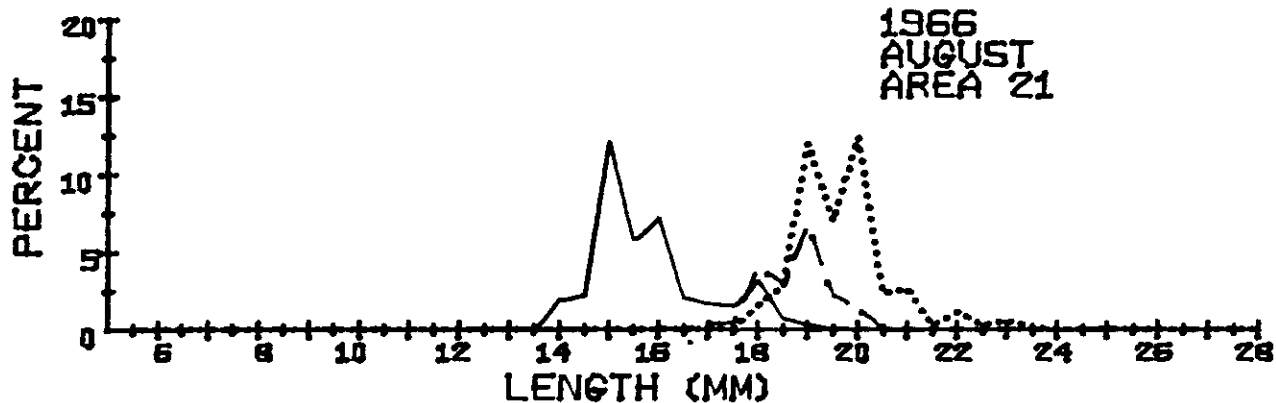
LENGTH	1966 AREA 18 MONTH 6			1966 AREA 19 MONTH 8			1966 AREA 19 MONTH 9			1966 AREA 19 MONTH 10			
	M	T	F	M	T	F	M	T	F	M	T	F	
	6.0												
6.5								1					
7.0								4					
7.5								9					
8.0								8					
8.5				1				10			13		
9.0				1				14			5		
9.5								14			18		
10.0								3			12		
10.5								1			31		
11.0											20		
11.5											13		
12.0											5		
12.5													
13.0	1												
13.5	1												
14.0	4												
14.5	11			1				1					
15.0	24			4				2				1	
15.5	12	1		13	2			12	1		5	1	
16.0	8	3		32	5			46	12		11	5	
16.5				42	33	1		95	61		44	32	
17.0		2		35	43			96	57	5	50	47	
17.5		9	2	15	25	2		49	59	10	31	41	
18.0		22	6		13	6		5	20	12	1	17	2
18.5		8	25		16	17			26	22		14	7
19.0		13	46		10	29			14	29		8	10
19.5		3	42		5	73			9	94		4	21
20.0			45			140				128		1	40
20.5			14			118				184		1	104
21.0			10			67				137			86
21.5			8			42				96			71
22.0			5			16				29			29
22.5			2			4				15			18
23.0			1			3				3			3
23.5						4				2			2
24.0													
24.5													
25.0													1
25.5													1
26.0													
26.5													
27.0													
27.5													
28.0													
SUBTOTAL	61	61	206	144	152	522	370	259	766	259	172	395	
TOTAL		328			818			1395			826		
NO SAMPLES		4			10			16			10		
SHRIMP/LB		106.5			92.9			99.2			106.1		



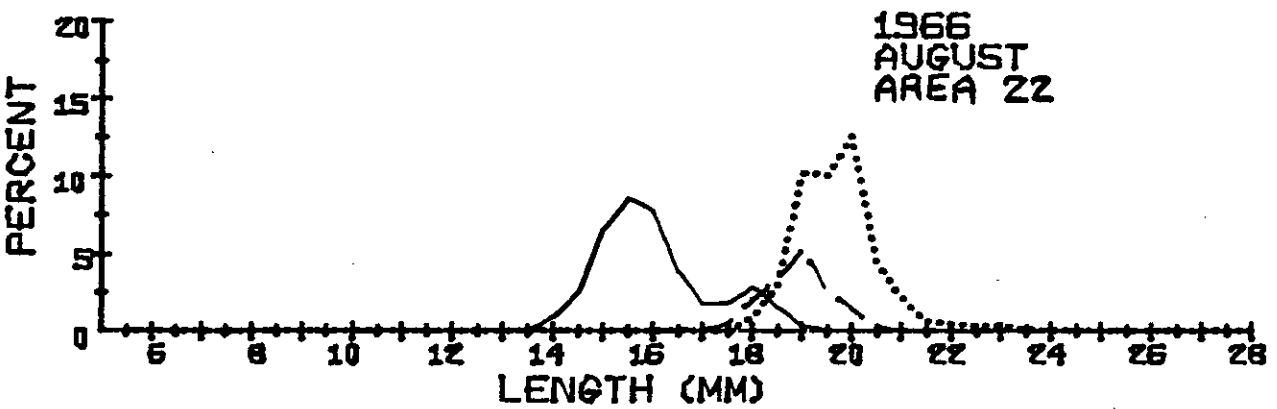
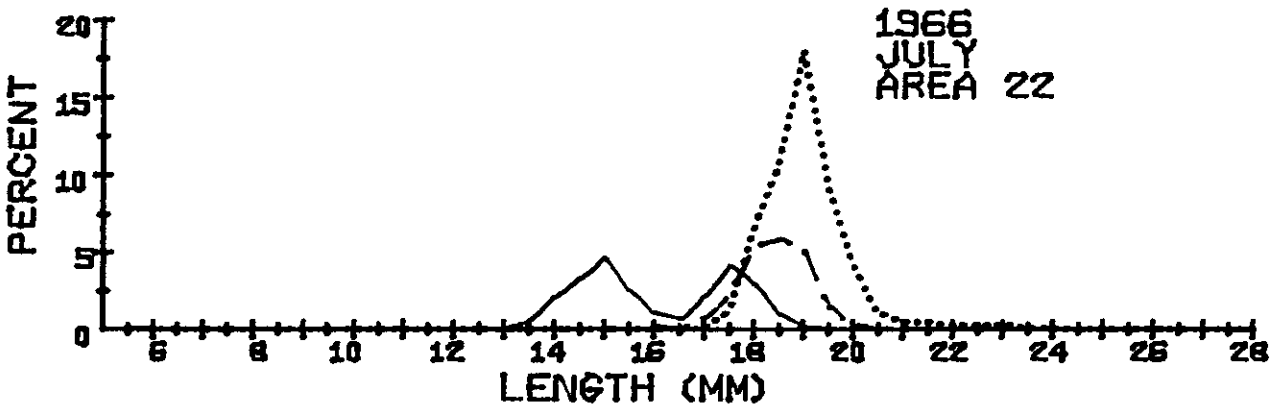
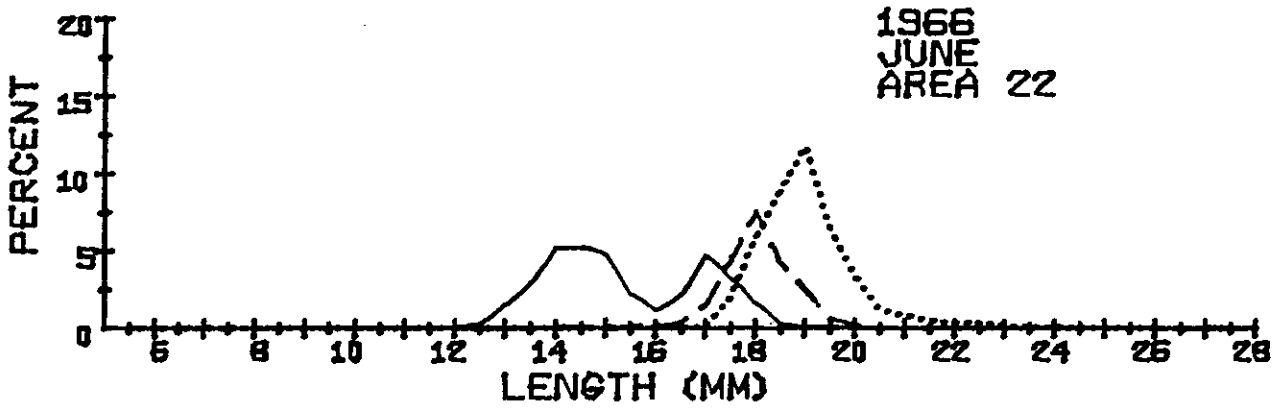
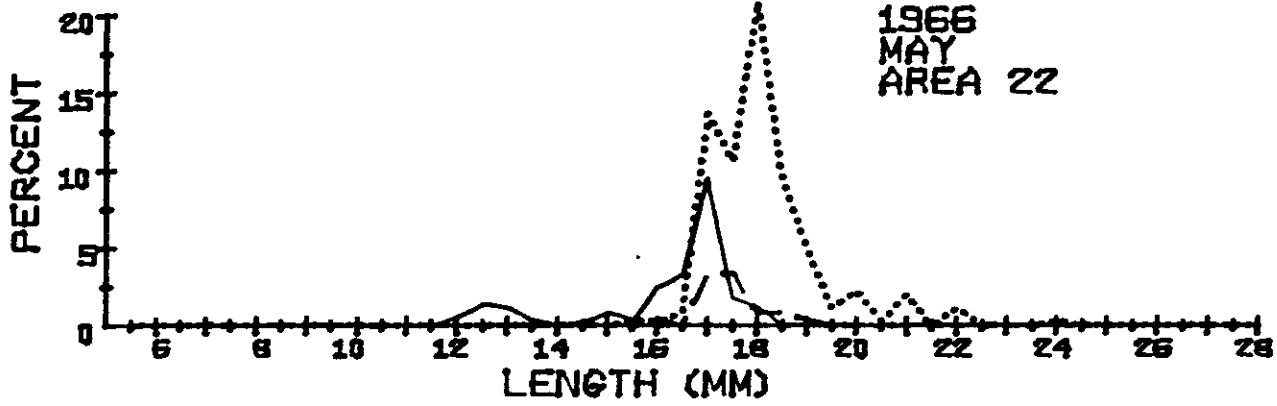
LENGTH	1966 AREA 20 MONTH 6			1966 AREA 20 MONTH 7			1966 AREA 20 MONTH 8			1966 AREA 20 MONTH 9				
	M	T	F	M	T	F	M	T	F	M	T	F		
	6.0													
6.5												1		
7.0												1		
7.5							2					5		
8.0												5		
8.5												10		
9.0												8		
9.5												26		
10.0														
10.5												2		
11.0														
11.5														
12.0														
12.5	1													
13.0	7													
13.5	15			2										
14.0	30			4			1					1		
14.5	31			8			5					9		
15.0	50			13	1	1	11					34	7	
15.5	13	1		10	2		18	2				117	37	
16.0	12	4		12		1	12	7				147	75	
16.5	2	4		3	1		4	5				160	123	2
17.0	2	11	4	1		2	1	5	3			56	50	1
17.5		21	6		3	2	1	7	1			12	44	6
18.0		24	21		8	9		3	12				18	12
18.5		14	44		5	11		2	24				28	37
19.0		12	55		1	41			25				5	66
19.5		5	39			24			37				2	212
20.0			27			21			34					242
20.5			17			5			20					271
21.0			2			7			10					129
21.5			4			1			2					86
22.0						1			1					19
22.5			1											9
23.0														6
23.5									2					11
24.0														5
24.5														4
25.0														
25.5														
26.0														
26.5														
27.0														
27.5														
28.0														
SUBTOTAL	163	96	220	53	21	126	55	31	171	594	389	1118		
TOTAL		479			200			257			2101			
NO SAMPLES		5			2			3			22			
SHRIMP/LB		124.1			113.7			107.5			109.6			



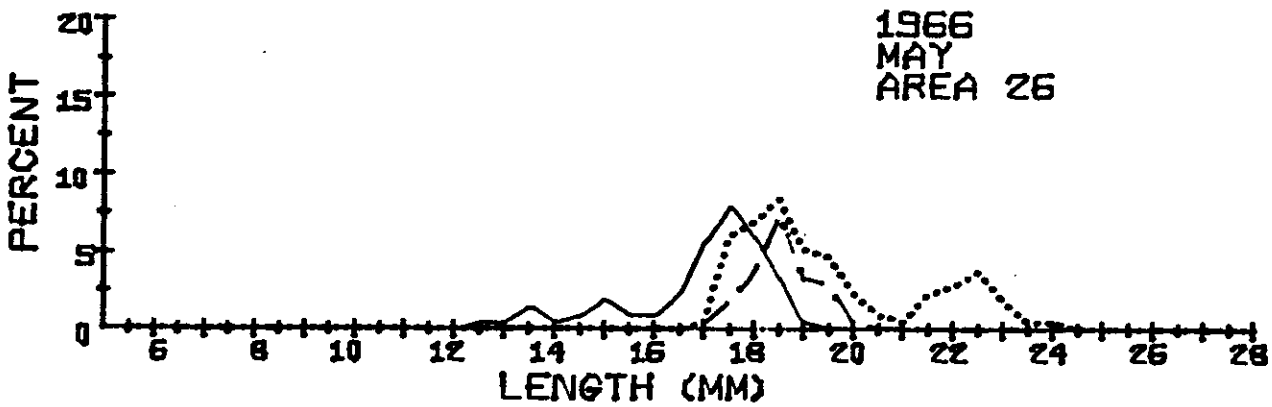
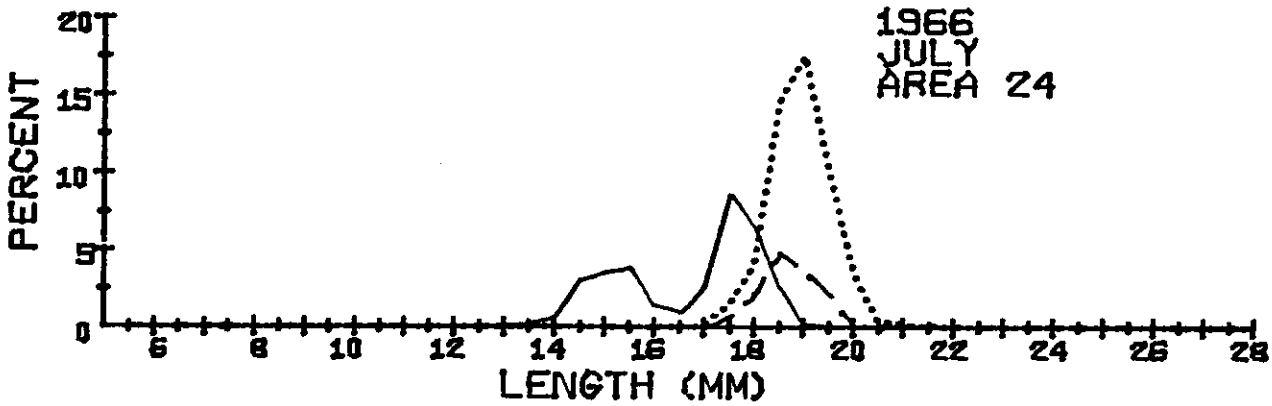
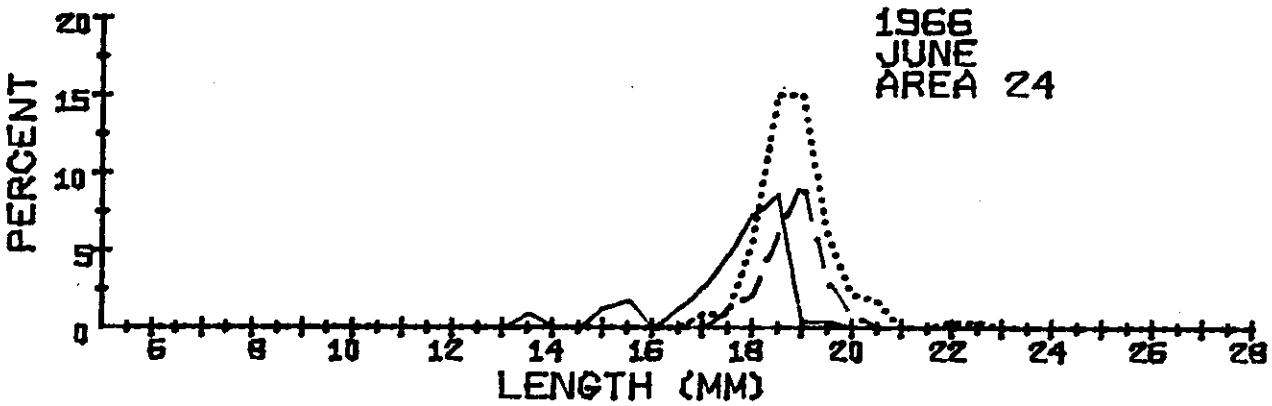
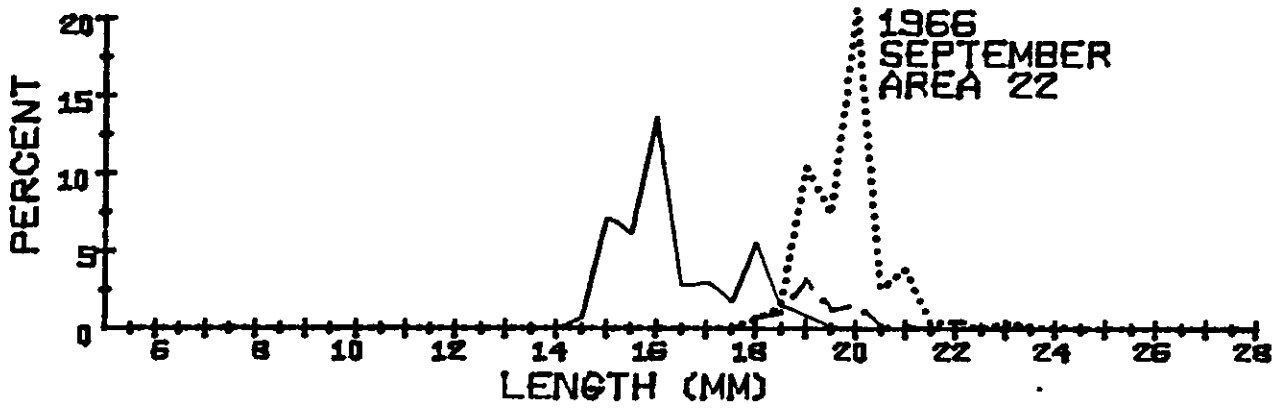
LENGTH	1966 AREA 20 MONTH 10			1966 AREA 21 MONTH 5			1966 AREA 21 MONTH 6			1966 AREA 21 MONTH 7		
	M	T	F	M	T	F	M	T	F	M	T	F
	6.0											
6.5												
7.0												
7.5												
8.0	1											
8.5	5											
9.0	1											
9.5	6											
10.0	6											
10.5	6											
11.0	5											
11.5	2			1			1					
12.0	1			19			9					
12.5				19			8					
13.0				66			70	2		3		
13.5				24			84	2				
14.0				43	1		210	4		16		
14.5	1			6			103	1		9		
15.0	6			6			16	3		22		
15.5	41	8		3			32	5	1	4	2	
16.0	74	37		22	9	3	52	10	3	6	1	
16.5	63	56		34	7	5	52	7	1	1		
17.0	14	16		44	42	68	16	75	15	9	7	2
17.5	8	13	2	16	21	51	54	125	47	12	9	1
18.0		17	2	9	31	141	39	231	256	5	26	23
18.5		12	9	1	6	56	7	84	184	3	20	20
19.0		3	19		2	55	2	65	358		14	37
19.5		2	50			19		12	112		3	17
20.0		1	70			17		6	101		1	16
20.5			85			7			17			1
21.0			49			8			24			2
21.5			18			2			12			
22.0			5			5			10			2
22.5			4			2			7			
23.0			1			4			3			1
23.5			1			2			1			
24.0			1						3			
24.5												
25.0												
25.5												
26.0												
26.5												
27.0												
27.5												
28.0												
SUBTOTAL	240	165	316	313	119	445	755	632	1155	90	83	122
TOTAL		721			877			2542			295	
NO SAMPLES		9			10			35			4	
SHRIMP/LB		107.9			132.5			112.5			112.9	



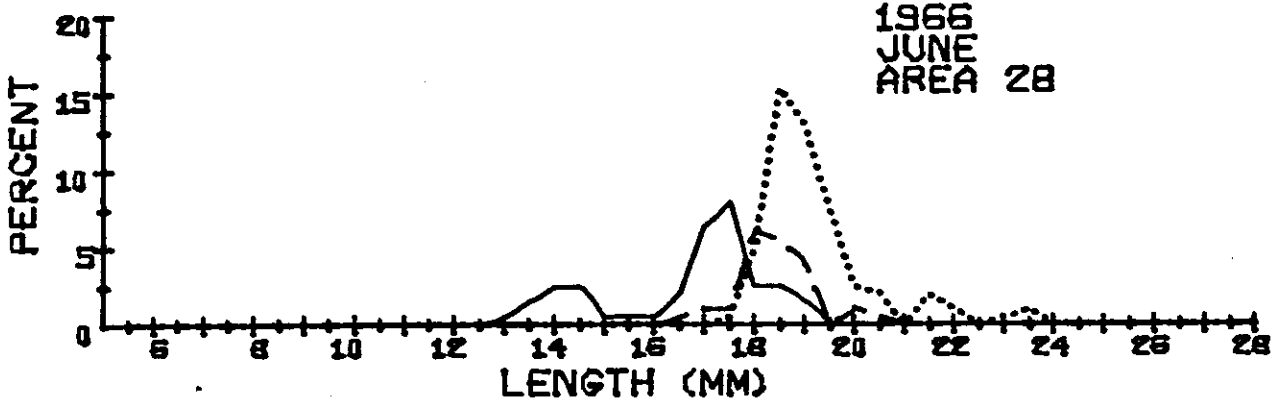
LENGTH	1966 AREA 21 MONTH 8			1966 AREA 21 MONTH 9			1966 AREA 22 MONTH 3			1966 AREA 22 MONTH 4				
	M	T	F	M	T	F	M	T	F	M	T	F		
	6.0													
6.5														
7.0														
7.5														
8.0														
8.5														
9.0														
9.5												1		
10.0								5				1		
10.5								4				2		
11.0								16				6		
11.5								9				15		
12.0								37				58		
12.5								16				27		
13.0								16		1		78		
13.5								9				13		
14.0	23							14				28		
14.5	28			2				36				12		
15.0	150			19				262		3		55	4	2
15.5	71			18				173	5	3		61	12	5
16.0	89	1		44				222	11	122		235	60	89
16.5	25	1		9				80	4	166		144	58	166
17.0	20	5		9	1			50	11	598		202	114	679
17.5	19	6	1					4		300		57	39	513
18.0	39	50	19	5		1		4		272		27	34	647
18.5	9	36	36	1	1	2				65		2	4	167
19.0	3	84	149	1	12	16				54			2	121
19.5		27	86		2	8				14				46
20.0		16	154		8	36				13				42
20.5		1	29			12				7				15
21.0			33			15				28				48
21.5			3							9				20
22.0			14			4				13				20
22.5			3							5				9
23.0			7			1				7				5
23.5			1							1				
24.0														
24.5														
25.0			1											
25.5														
26.0														
26.5														
27.0														
27.5														
28.0														
SUBTOTAL	476	227	536	107	24	95		957	31	1681		1024	327	2594
TOTAL		1239			226				2669				3945	
NO SAMPLES		14			2				23				38	
SHRIMP/LB		103.4			106.1				130.8				129.8	



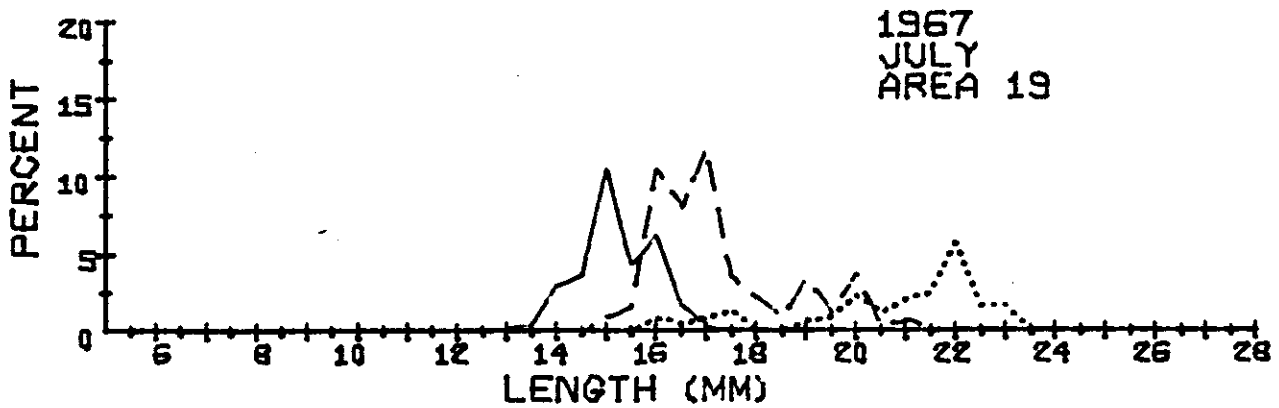
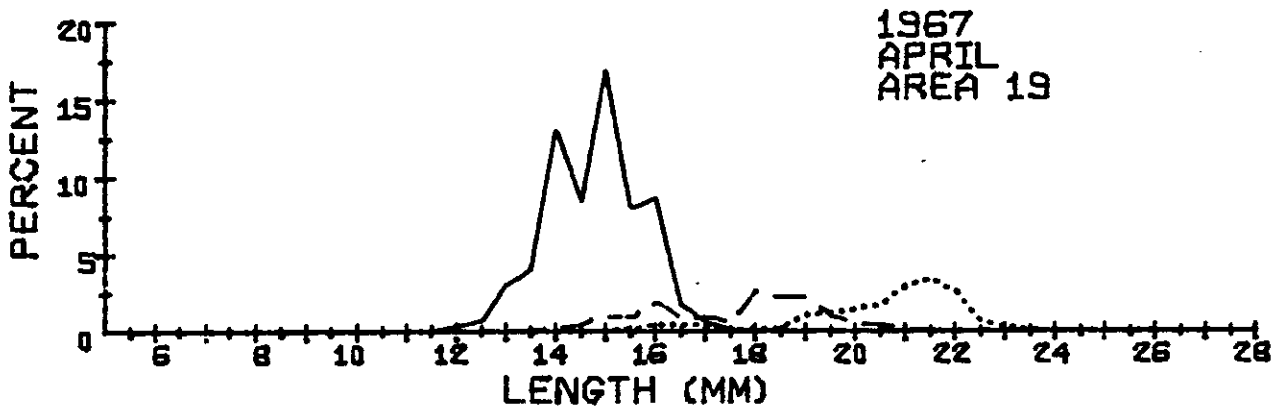
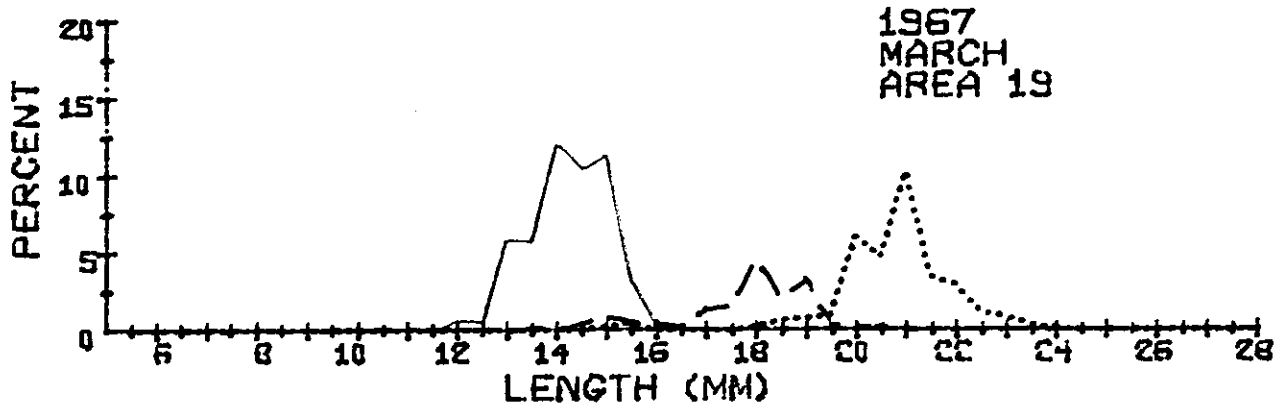
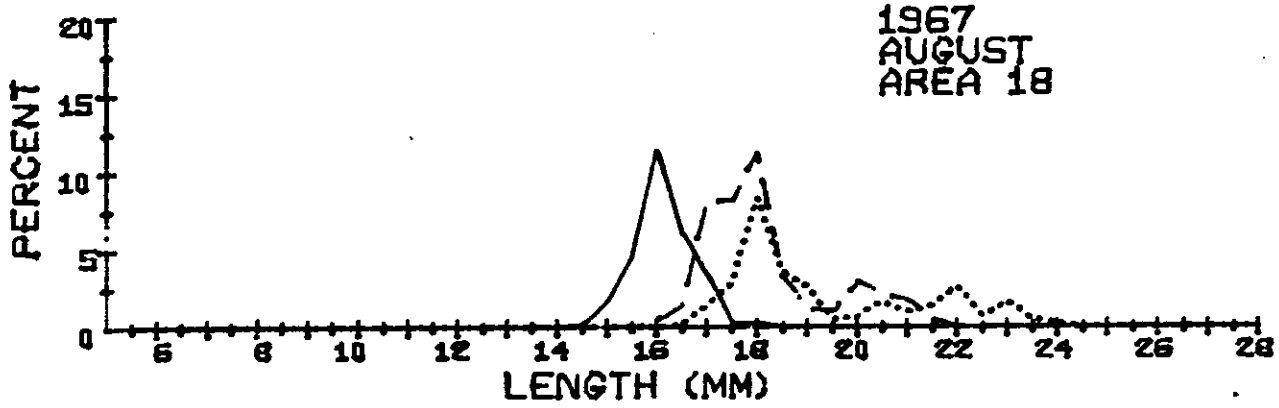
LENGTH	1966 AREA 22 MONTH 5			1966 AREA 22 MONTH 6			1966 AREA 22 MONTH 7			1966 AREA 22 MONTH 8		
	M	T	F	M	T	F	M	T	F	M	T	F
	6.0											
6.5												
7.0												
7.5												
8.0												
8.5												
9.0												
9.5												
10.0												
10.5												
11.0												
11.5					1							
12.0	2			5								
12.5	5			12								
13.0	4			56	1		3			1		
13.5	1			103	3		16			2		
14.0				181	4		59			30		
14.5	1			184	1		93			82		
15.0	3			165			130			211		
15.5	1		1	76	8	1	71	2		272		
16.0	9	1	1	42	6	3	30	5		246		
16.5	12		3	76	15	3	17	3		122	4	
17.0	34	12	49	162	52	5	60	23	4	56	4	1
17.5	6	12	38	112	157	70	116	63	33	59	18	2
18.0	4	3	75	57	261	205	85	151	185	90	65	29
18.5		3	34	10	147	311	29	166	302	49	110	93
19.0		1	18	1	88	409	4	144	506	11	168	323
19.5			4	1	22	222	1	43	258	1	84	318
20.0			8		6	117	1	7	117		43	399
20.5			1			42		1	30		8	141
21.0			7			28			13			67
21.5						17			13			19
22.0			4			11			7			14
22.5						13			9			11
23.0						5			9			11
23.5						4			2			4
24.0			1			3			1			
24.5												
25.0												1
25.5												
26.0												
26.5												
27.0												
27.5												
28.0												
SUBTOTAL	82	32	244	1244	771	1469	715	608	1489	1232	504	1433
TOTAL		358			3484			2812			3169	
NO SAMPLES		5			44			36			37	
SHRIMP/LB		124.7			123.8			110.2			104.9	



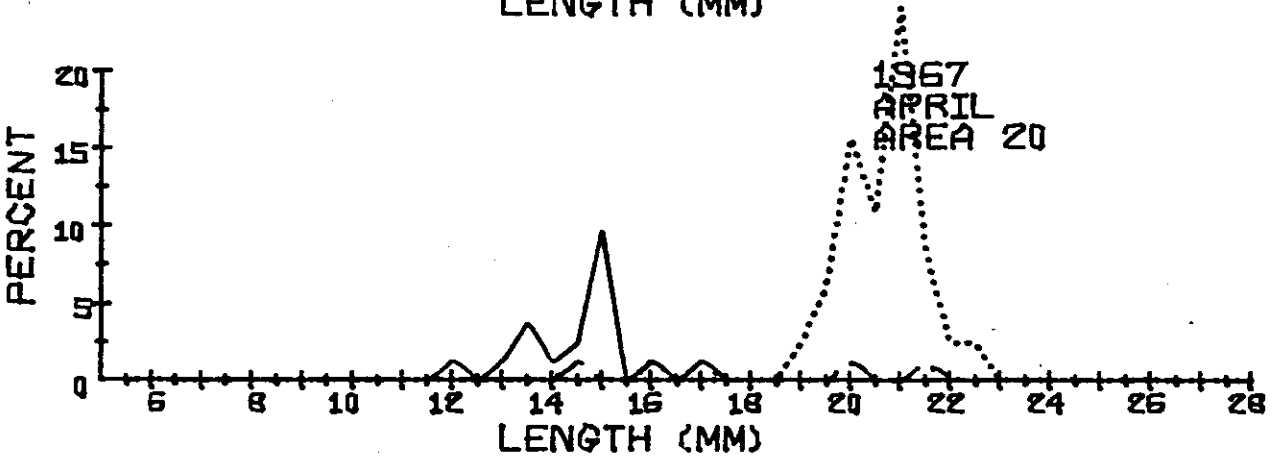
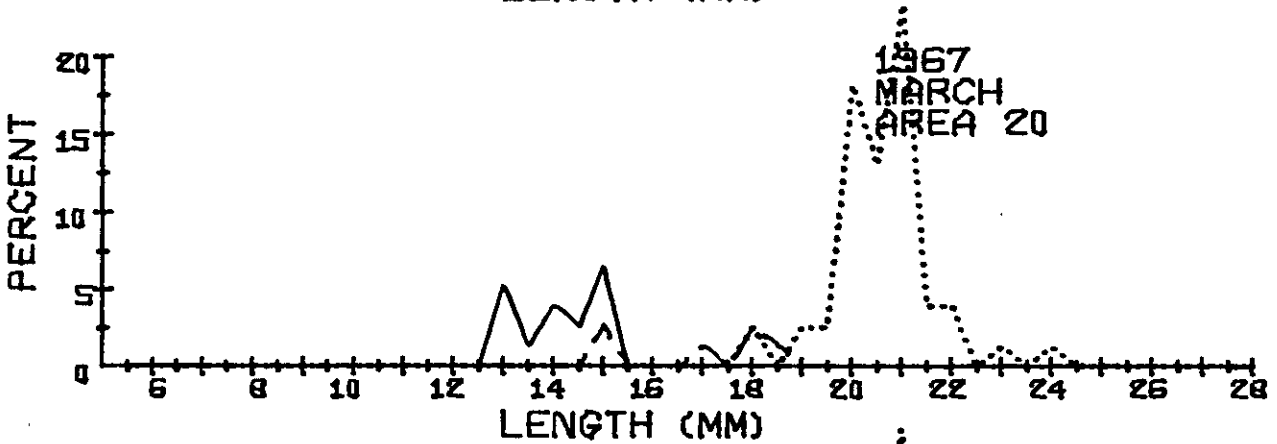
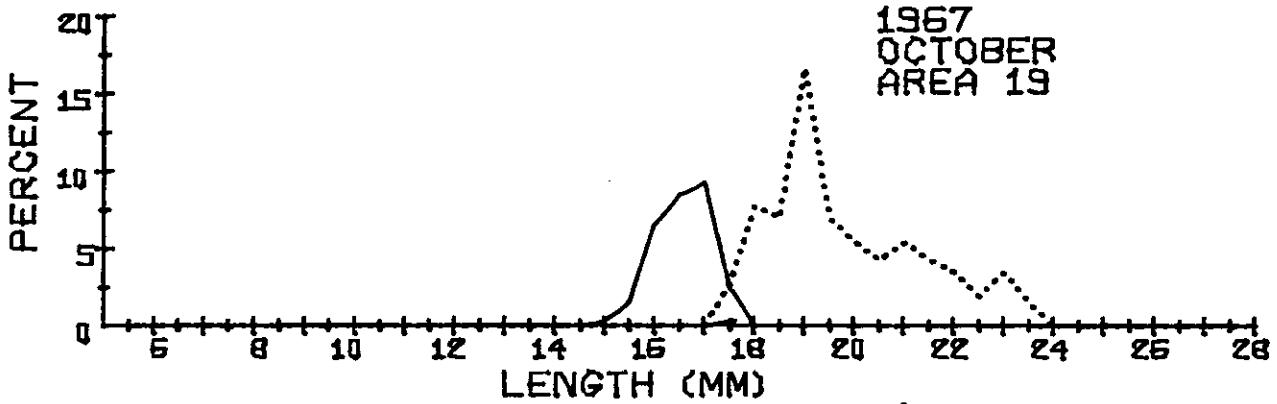
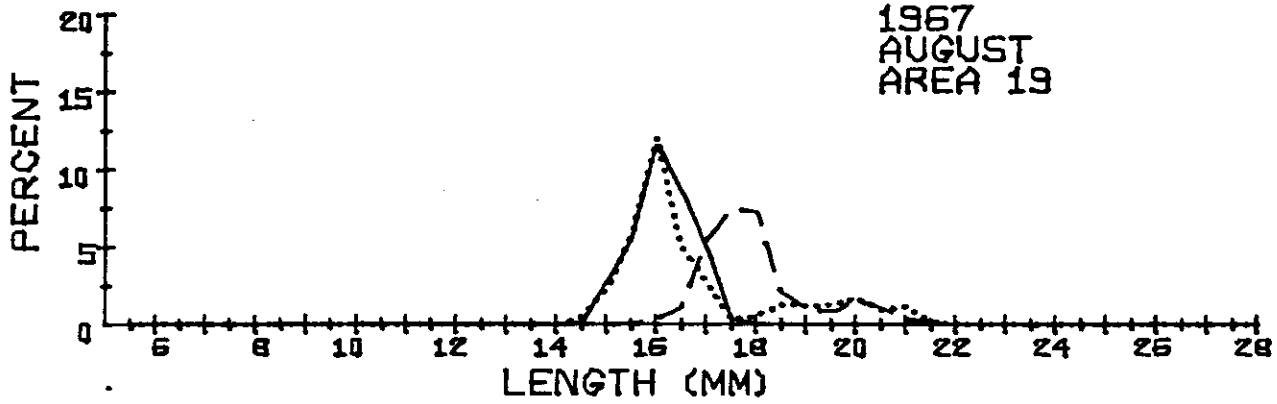
LENGTH	1966 AREA 22 MONTH 9			1966 AREA 24 MONTH 6			1966 AREA 24 MONTH 7			1966 AREA 26 MONTH 5				
	M	T	F	M	T	F	M	T	F	M	T	F		
	6.0													
6.5														
7.0														
7.5														
8.0														
8.5														
9.0														
9.5														
10.0														
10.5														
11.0														
11.5														
12.0														
12.5												1		
13.0									1			1		
13.5				2				3				3		
14.0								6				1		
14.5	9							31				2		
15.0	86			3				36				4		
15.5	74			4				39				2		
16.0	163							14				2		
16.5	33	1		3				10				5		
17.0	36			6		2		26		2		12	1	1
17.5	21	1	1	11	3	2		86	7	15		17	4	13
18.0	66	9	8	17	5	13		66	21	41		13	8	15
18.5	17	13	17	20	14	35		26	47	147		7	16	18
19.0	10	38	125	1	22	35		2	37	176		1	7	11
19.5	1	15	89	1	7	14			22	101			6	10
20.0		19	247		2	5				35			1	5
20.5		2	31			4			1	4				2
21.0		2	46											1
21.5			4											5
22.0			7											6
22.5														8
23.0			5											4
23.5			1											1
24.0			2											1
24.5														
25.0														
25.5														
26.0														
26.5														
27.0														
27.5														
28.0														
SUBTOTAL	516	100	583	68	53	112	346	135	524	71	43	101		
TOTAL		1199			233			1005			215			
NO SAMPLES		15			3			12			2			
SHRIMP/LB		103.6			121.8			120.8			121.4			



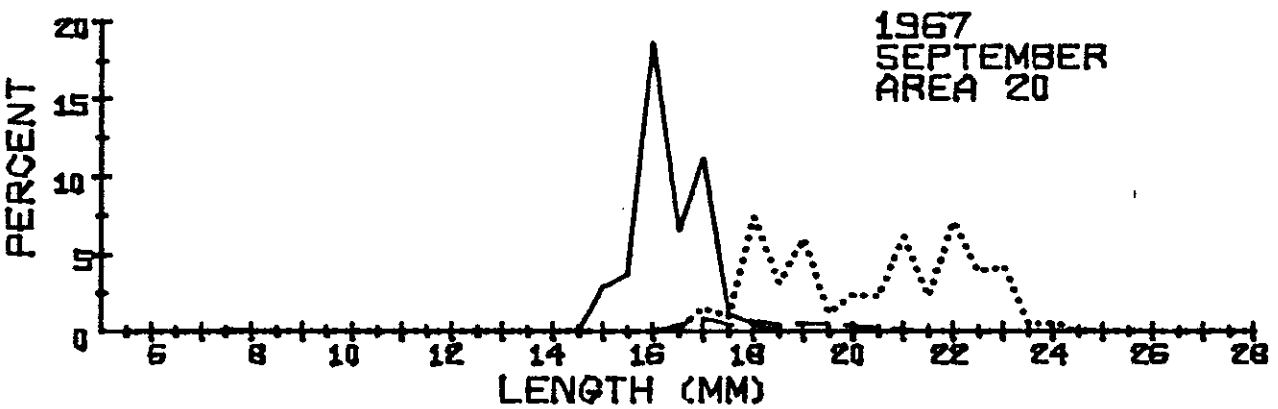
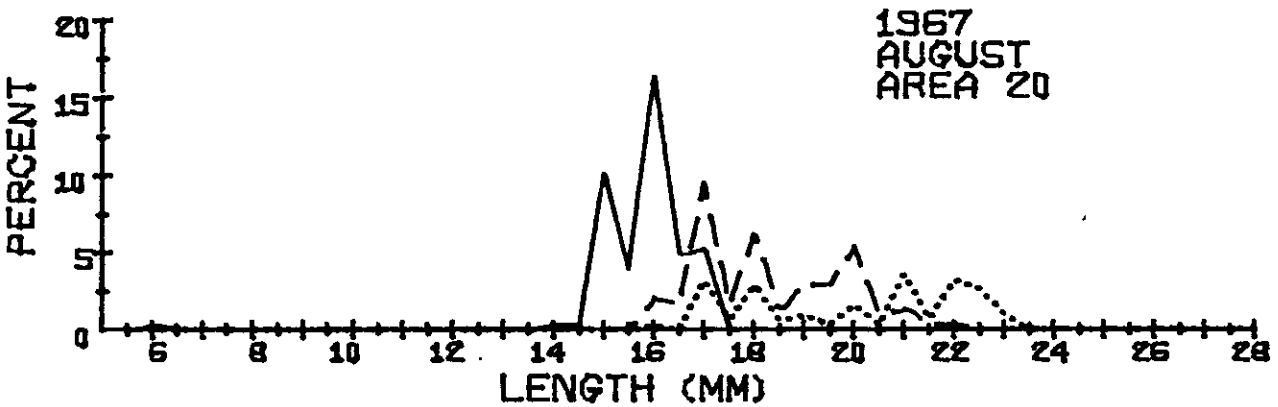
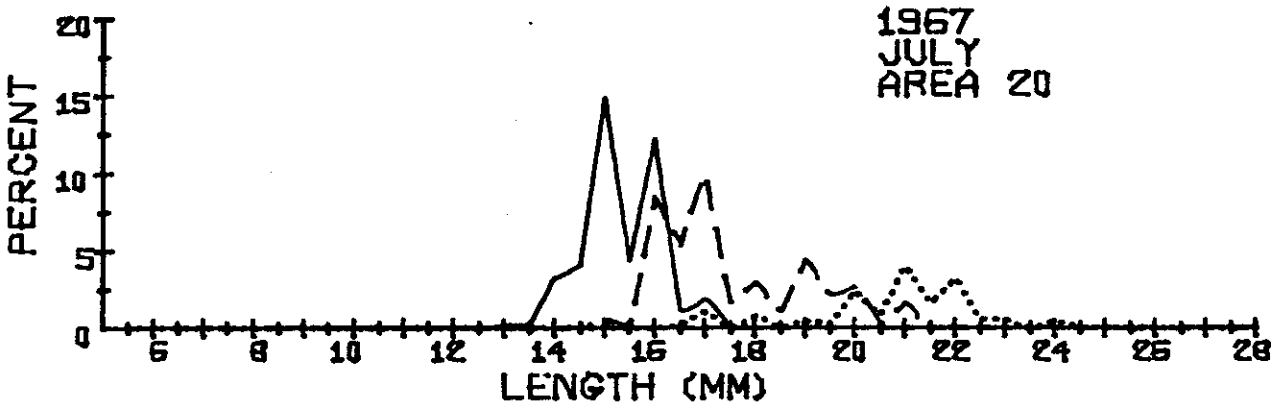
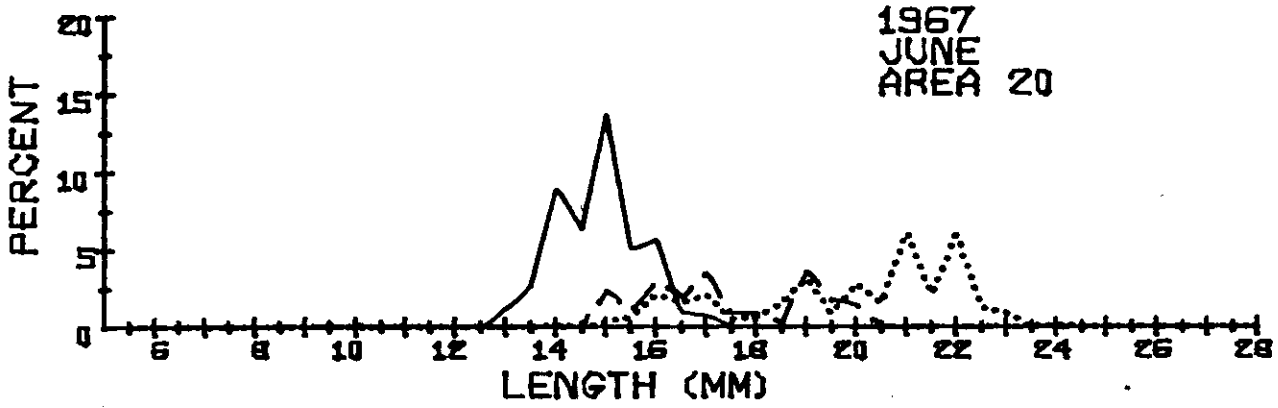
LENGTH	1966			0			0			0		
	AREA 28			AREA 0			AREA 0			AREA 0		
	MONTH 6			MONTH 0			MONTH 0			MONTH 0		
	M	T	F	M	T	F	M	T	F	M	T	F
6.0												
6.5												
7.0												
7.5												
8.0												
8.5												
9.0												
9.5												
10.0												
10.5												
11.0												
11.5												
12.0												
12.5												
13.0	1											
13.5	3											
14.0	5											
14.5	5											
15.0	1											
15.5	1											
16.0	1											
16.5	4	1										
17.0	13	2										
17.5	16	2	1									
18.0	5	12	10									
18.5	5	11	31									
19.0	3	8	26									
19.5			15									
20.0		2	5									
20.5		1	4									
21.0												
21.5			4									
22.0			2									
22.5												
23.0			1									
23.5			2									
24.0												
24.5												
25.0												
25.5												
26.0												
26.5												
27.0												
27.5												
28.0												
SUBTOTAL	63	39	101	0	0	0	0	0	0	0	0	0
TOTAL		203			0			0			0	
NO SAMPLES		2			0			0			0	
SHRIMP/LB		131.4			0.0			0.0			0.0	



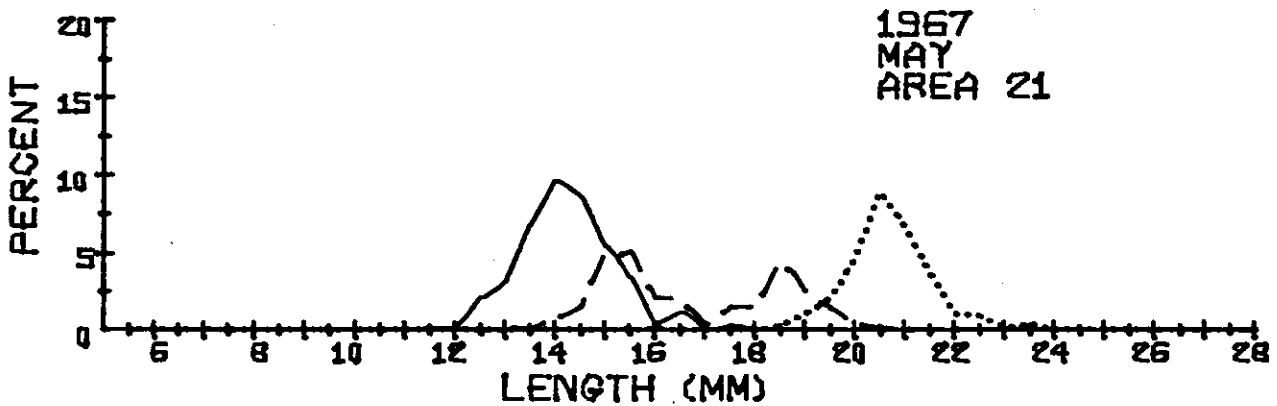
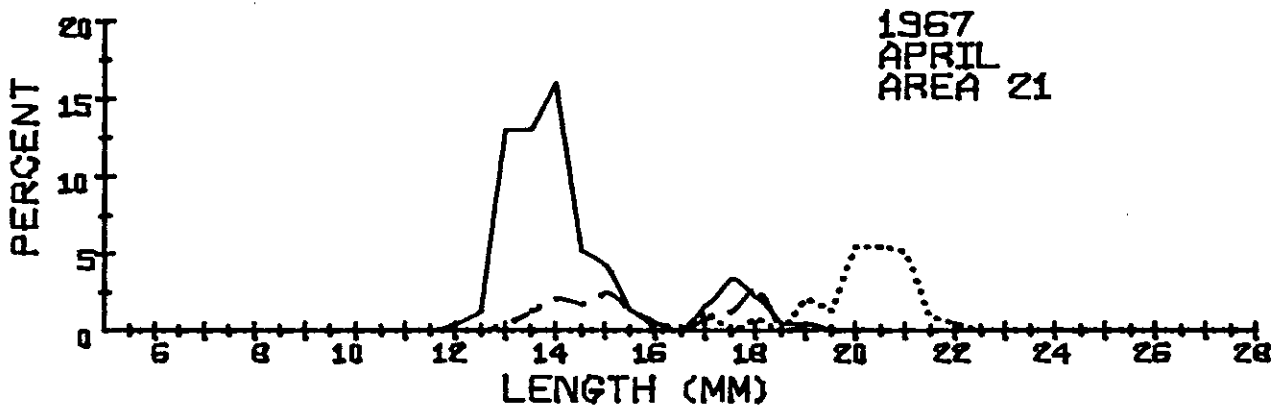
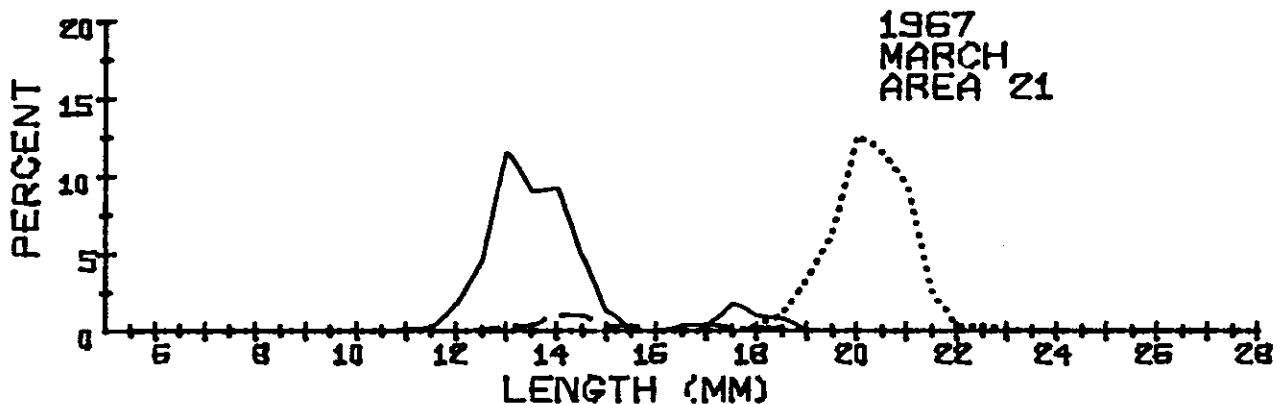
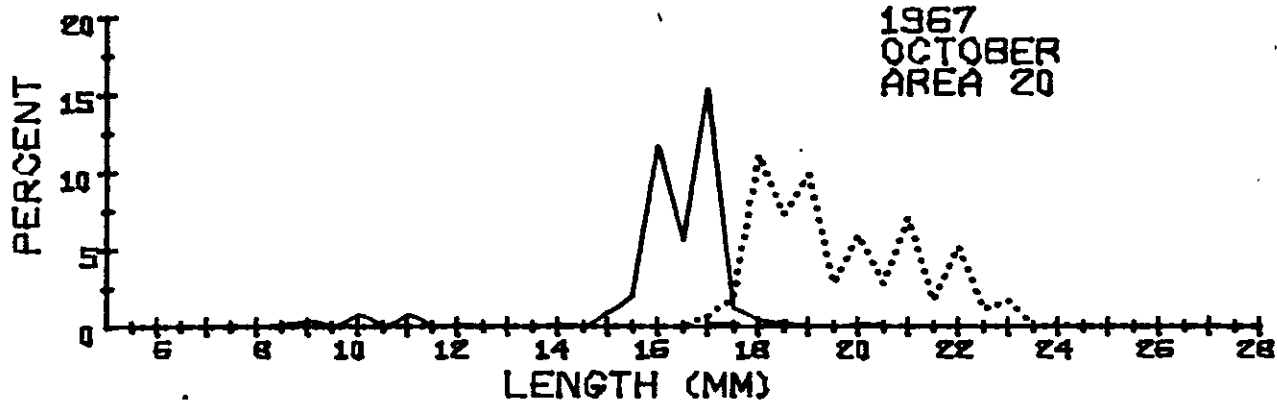
LENGTH	1967 AREA 18 MONTH 8			1967 AREA 19 MONTH 3			1967 AREA 19 MONTH 4			1967 AREA 19 MONTH 7			
	M	T	F	M	T	F	M	T	F	M	T	F	
6.0													
6.5													
7.0													
7.5													
8.0													
8.5													
9.0													
9.5													
10.0													
10.5													
11.0													
11.5									1				
12.0				4				5					
12.5				3				10					
13.0				34				42			1		
13.5				33	1			56	1		2		
14.0				69				179	4		13		
14.5	1			60	3			116	7		16		
15.0	7			65	5	2		231	14	2	46	4	
15.5	19			18	3	3		110	13	3	19	7	
16.0	48	2		2	2			119	26	7	27	46	4
16.5	25	6	1		1			22	11	6	7	35	2
17.0	14	34	6		8			8	13	6	1	52	4
17.5	1	34	12		9			1	8	1		15	6
18.0	1	47	35		26	2			36	4		9	
18.5		13	15		12	4			30	4		4	
19.0		5	11		19	5			31	16		15	3
19.5		4	2		2	6			13	17		5	4
20.0		12	3		1	35			7	21		16	10
20.5		9	7		1	27			5	24		1	5
21.0		7	4			59			1	41		3	9
21.5		2	6			20				46			11
22.0			11			17				35			25
22.5			3			7				9			7
23.0			7			5				4			7
23.5			2			2				1			
24.0			1			1							
24.5													
25.0													
25.5													
26.0													
26.5													
27.0													
27.5													
28.0													
SUBTOTAL	116	175	126	288	93	195	900	220	247	132	212	97	
TOTAL		417			576			1367			441		
NO SAMPLES		4			6			11			4		
SHRIMP/LB		119.5			117.0			154.8			126.8		



LENGTH	1967 AREA 19 MONTH 8			1967 AREA 19 MONTH 10			1967 AREA 20 MONTH 3			1967 AREA 20 MONTH 4		
	M	T	F	M	T	F	M	T	F	M	T	F
	6.0											
6.5												
7.0												
7.5												
8.0												
8.5												
9.0												
9.5												
10.0												
10.5												
11.0												
11.5												
12.0											1	
12.5												
13.0								4			1	
13.5								1			3	
14.0								3			1	
14.5	2		5					2			2	1
15.0	27		23	1				5	2		8	
15.5	54	1	57	4								
16.0	113	4	118	17							1	1
16.5	83	11	49	22								
17.0	49	54	27	24				1			1	1
17.5	3	73	3	6	1	7						
18.0		71	6			20			2	2		
18.5		19	13			18			1			
19.0		10	12			43				2		2
19.5		8	13			18				2		5
20.0		16	17			14				14	1	13
20.5		10	9			11				10		9
21.0		3	12			14				18		20
21.5		2	1			11				3	1	7
22.0						9				3		2
22.5						5						2
23.0						9						
23.5						4						
24.0										1		
24.5												
25.0												
25.5												
26.0												
26.5												
27.0												
27.5												
28.0												
SUBTOTAL	331	282	365	74	1	183	15	6	56	18	5	60
TOTAL		978			258			77			83	
NO SAMPLES		9			3			1			1	
SHRIMP/LB		124.9			97.5			95.2			97.5	

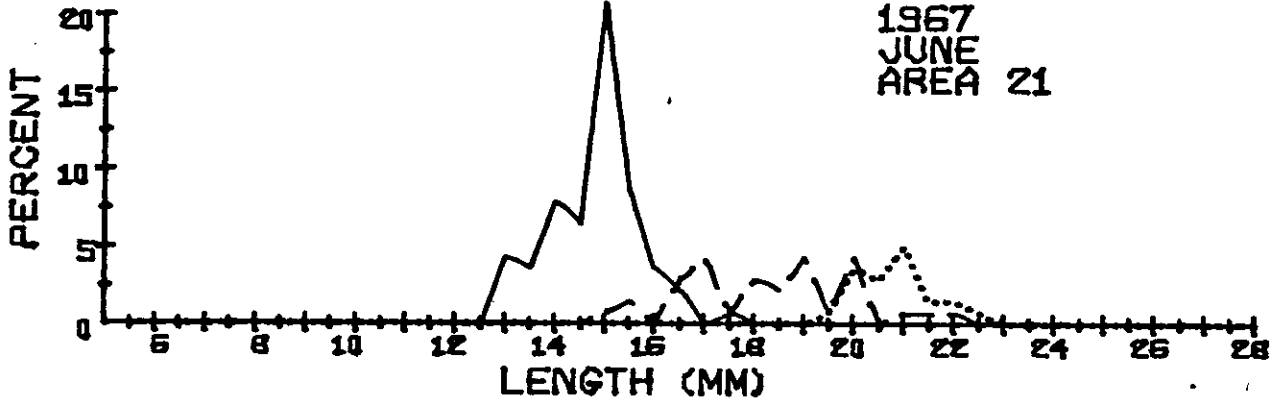


LENGTH	1967 AREA 20 MONTH 6			1967 AREA 20 MONTH 7			1967 AREA 20 MONTH 8			1967 AREA 20 MONTH 9		
	M	T	F	M	T	F	M	T	F	M	T	F
	6.0							1			1	
6.5												
7.0												
7.5											2	
8.0												
8.5												
9.0												
9.5												
10.0												
10.5												
11.0												
11.5												
12.0												
12.5												
13.0	7			1								
13.5	15			1								
14.0	51		1	12			1					
14.5	36			15			1			2		
15.0	78	13	2	55	2		31			29		
15.5	29	6	4	16			12			37		
16.0	32	17	12	45	31		50	6	1	185	1	1
16.5	5	11	9	4	20	1	15	5		65	5	2
17.0	4	20	12	7	37	4	16	29	10	111	8	16
17.5		5	3		6			5	2	11	4	9
18.0		5	4		11	3		19	9	4	7	74
18.5		2	9		4			4	2		4	31
19.0		20	18		16	2		9	3		6	60
19.5		10	5		8	1		9	1		6	12
20.0		8	16		10	9		16	5		3	24
20.5			9		1	3		3	1		2	22
21.0			35		6	15		4	11		1	61
21.5			12			6		1	2			22
22.0			34			12		1	10		1	71
22.5			7			2			8			38
23.0			5			2			3			42
23.5												5
24.0			1			2						6
24.5												
25.0												
25.5												
26.0												
26.5												
27.0												
27.5												
28.0												
SUBTOTAL	257	117	198	156	152	62	127	111	68	447	48	496
TOTAL		572			370			306			991	
NO SAMPLES		5			3			3			10	
SHRIMP/LB		135.3			137.1			119.4			110.0	

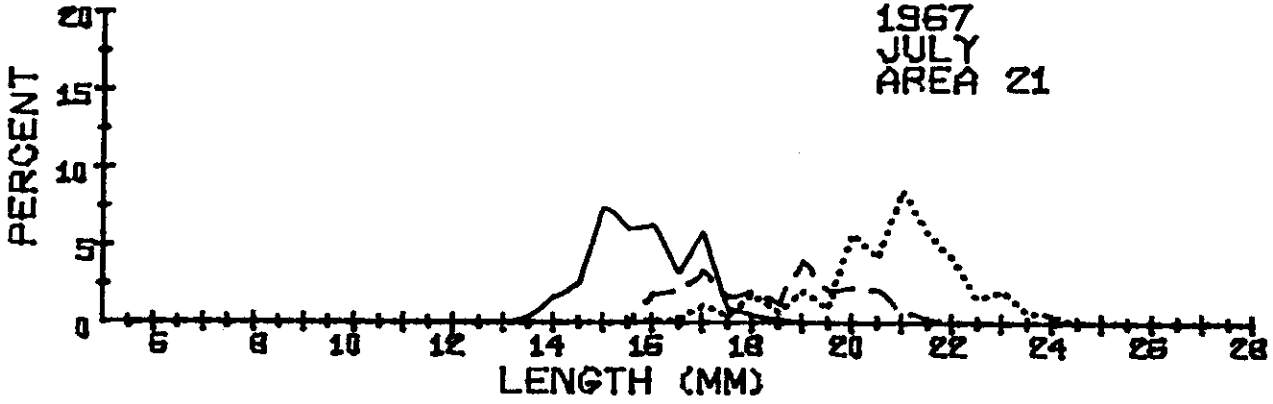


LENGTH	1967 AREA 20 MONTH 10			1967 AREA 21 MONTH 3			1967 AREA 21 MONTH 4			1967 AREA 21 MONTH 5		
	M	T	F	M	T	F	M	T	F	M	T	F
6.0												
6.5												
7.0												
7.5												
8.0												
8.5	1											
9.0	2											
9.5												
10.0	4											
10.5												
11.0	4			1								
11.5				2							1	
12.0	1			11			1			1		
12.5				29	1		3			14		
13.0				73	2		31	1		21	1	
13.5				57	3		31	3		46	1	
14.0	1			59	7		38	5		65	5	
14.5				30	6		12	4		58	10	
15.0	5			8	2		10	6		37	33	
15.5	11				2		3	3		23	34	
16.0	63							1		3	14	1
16.5	30			3						8	13	
17.0	83	1	4	3	3		4	2	3		2	
17.5	6	1	10	11	1		8	3		2	10	
18.0	2		60	6	1	3	5	7	2		10	
18.5	1	2	39	5	1	7	1				30	2
19.0			53			22	1	1	5		17	7
19.5			15			40			3		9	14
20.0		1	32			80			13		2	31
20.5		1	15			73			13		1	60
21.0			38			60			12			45
21.5			9			16			2			25
22.0			28			2			1			7
22.5			6			3						6
23.0			9			1						1
23.5												3
24.0			1									
24.5												
25.0												
25.5												
26.0												
26.5												
27.0												
27.5												
28.0												
SUBTOTAL	214	6	319	298	29	307	148	36	54	279	192	202
TOTAL		539			634			238			673	
NO SAMPLES		5			7			3			6	
SHRIMP/LB		97.5			117.8			155.6			130.6	

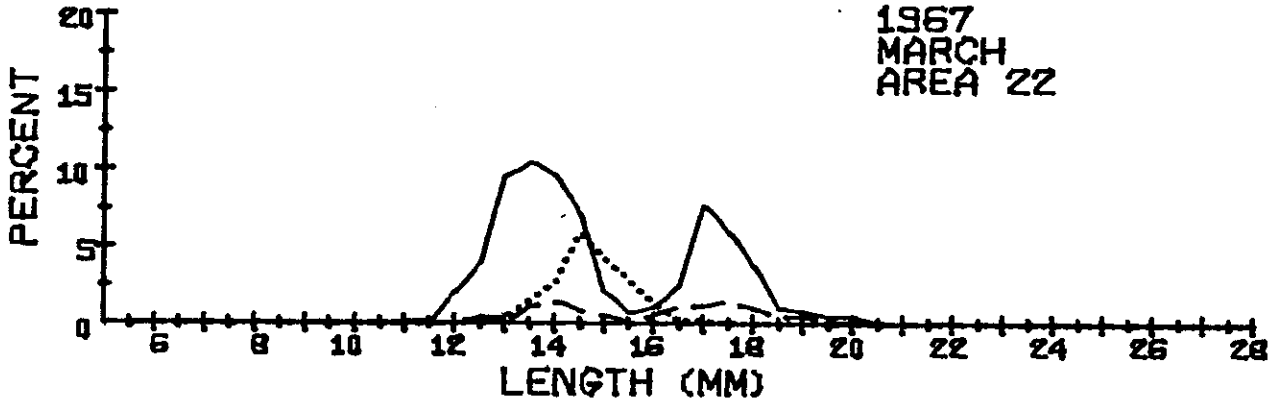
1967
JUNE
AREA 21




1967
JULY
AREA 21



1967
MARCH
AREA 22

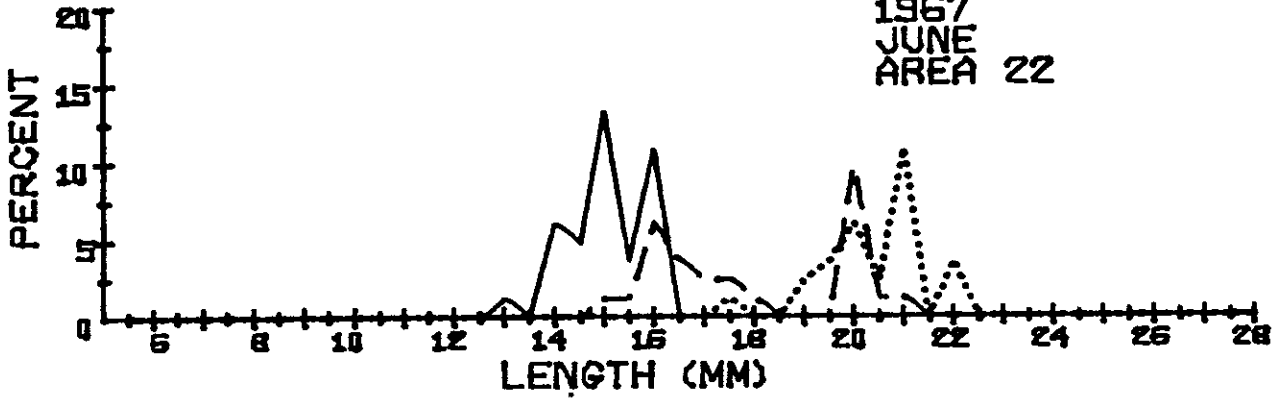


1967
APRIL
AREA 22

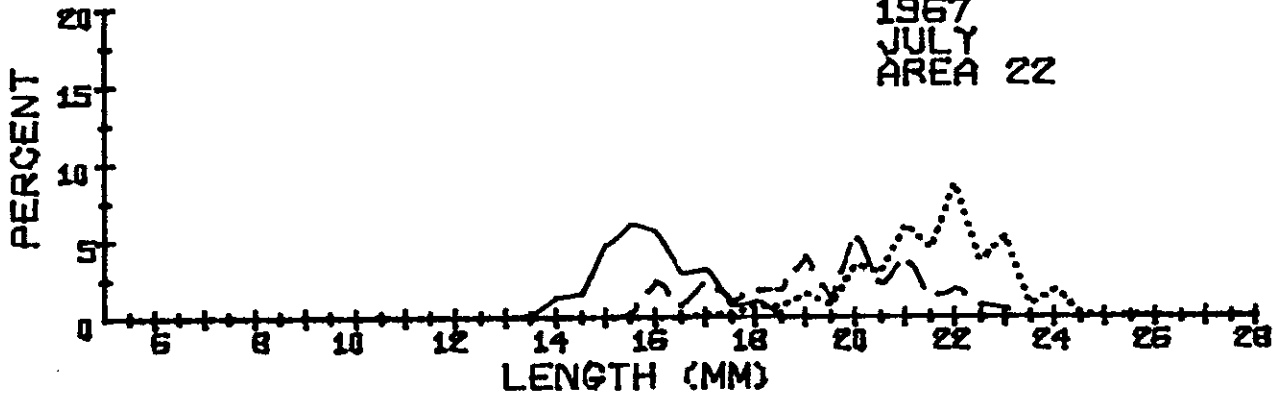


LENGTH	1967 AREA 21 MONTH 6			1967 AREA 21 MONTH 7			1967 AREA 22 MONTH 3			1967 AREA 22 MONTH 4			
	M	T	F	M	T	F	M	T	F	M	T	F	
	6.0												
6.5													
7.0													
7.5													
8.0													
8.5													
9.0													
9.5													
10.0													
10.5													
11.0								2					
11.5								1					
12.0								20	1		2		
12.5								38	4	3	6		
13.0	6							94	1	4	15		
13.5	5			2				102	11	15	19		
14.0	11			7				94	14	26	30	1	
14.5	9			11				69	8	58	20		
15.0	29	1		32				20	5	41	16	13	
15.5	12	2		26				7	1	28	5	4	
16.0	5			27	8	1		11	6	13	4	5	
16.5	3	4		14	9	1		24	11	2			
17.0		6		25	14	5		75	12	2	5	4	
17.5	1	1		4	7	2		58	15	1	4	7	
18.0		4		2	9	8		37	9		10	12	2
18.5		3		1	5	3		10	4		2	10	5
19.0		6			17	9		8	4		3	8	5
19.5		1	1		9	4		4	1		2	1	1
20.0		6	5		10	25		4	1		2		15
20.5			4		9	18							6
21.0		1	7		3	37							2
21.5		1	2		1	25							4
22.0		1	2			18							
22.5			1			7							
23.0						9							
23.5						3							
24.0						2							
24.5													
25.0													
25.5													
26.0													
26.5													
27.0													
27.5													
28.0													
SUBTOTAL	81	37	22	151	101	177	678	108	193	145	65	40	
TOTAL		140			429			979			250		
NO SAMPLES		1			4			8			3		
SHRIMP/LB		144.3			108.0			141.6			146.3		

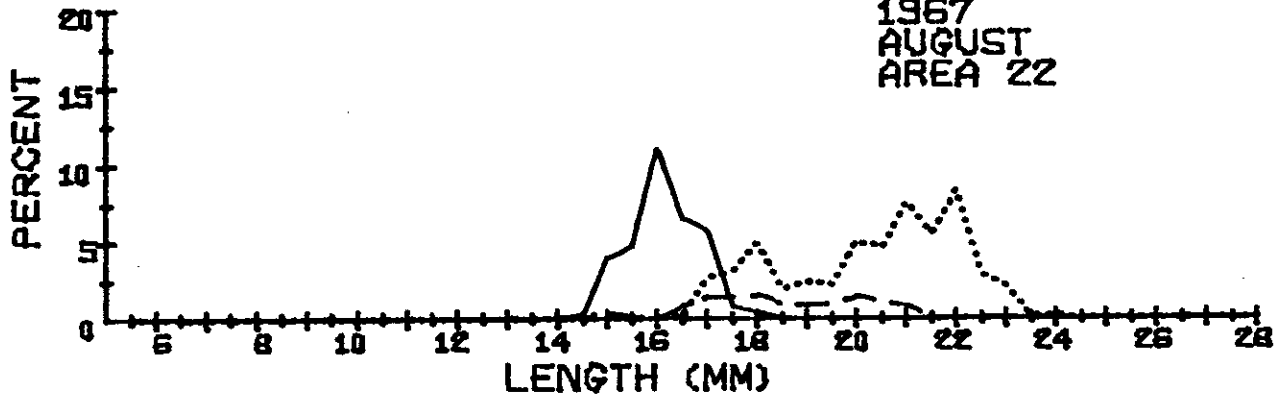
1967
JUNE
AREA 22



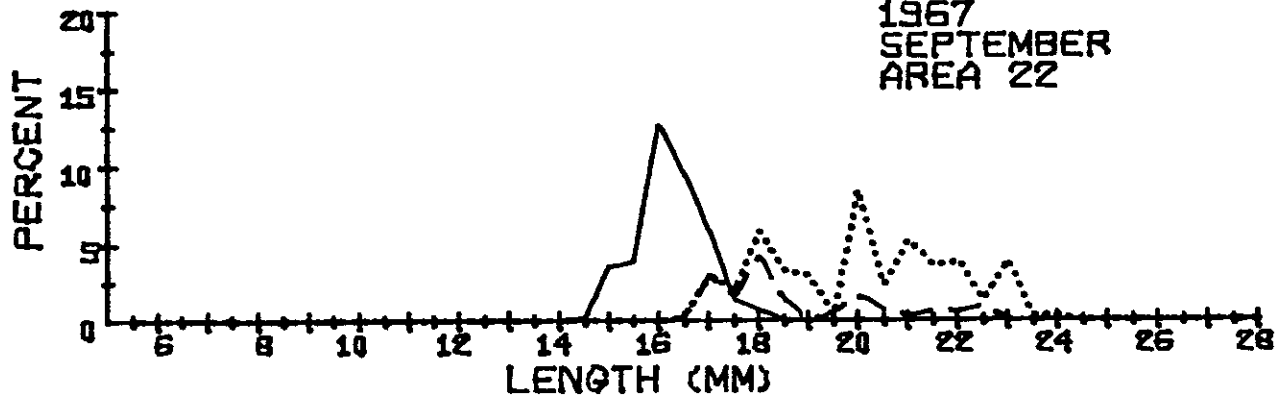
1967
JULY
AREA 22




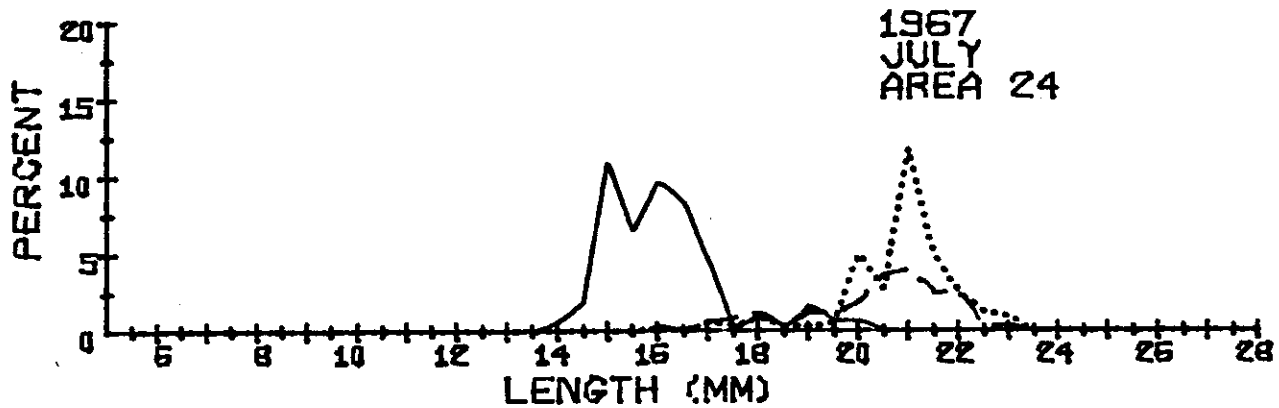
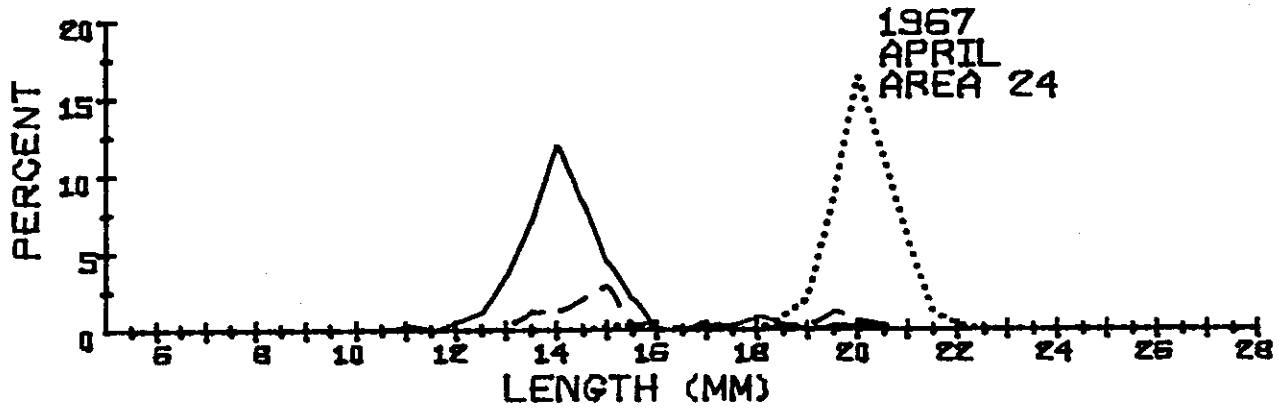
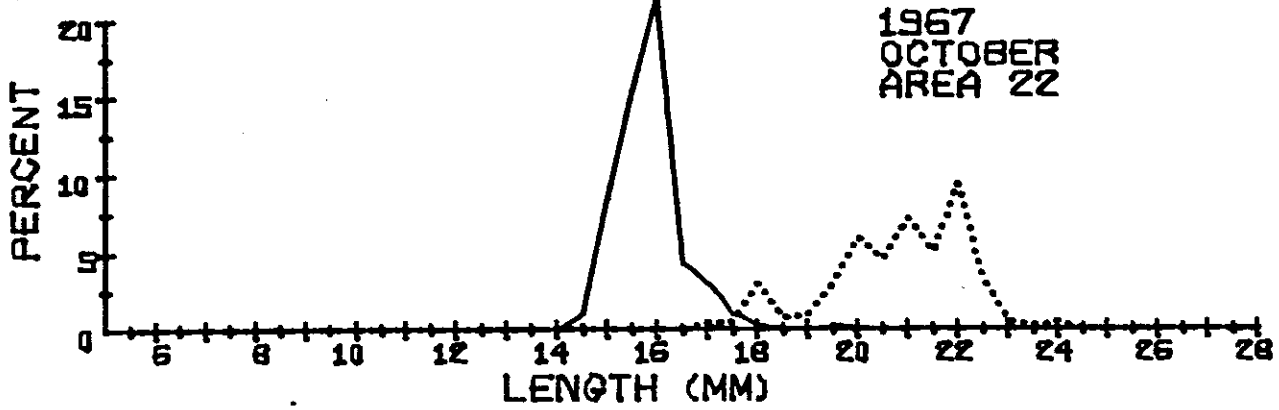
1967
AUGUST
AREA 22



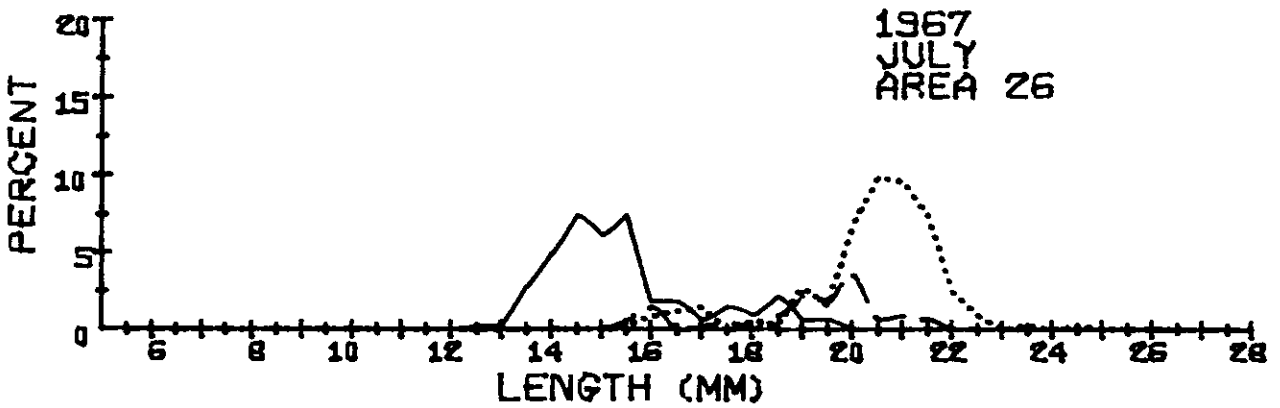
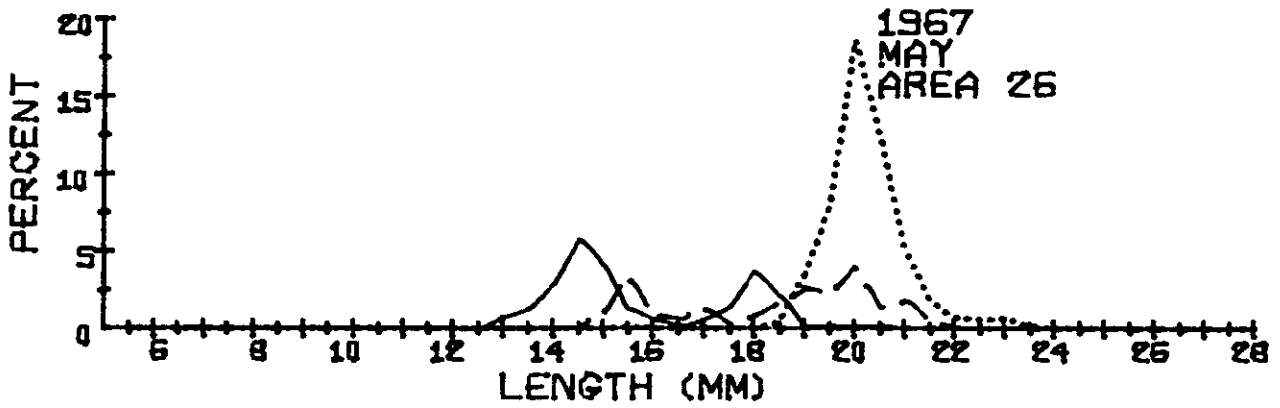
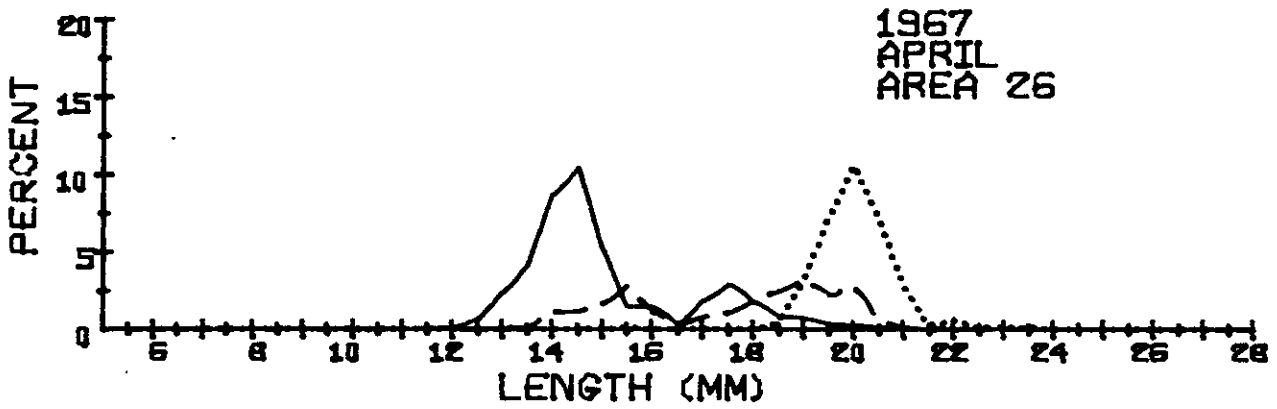
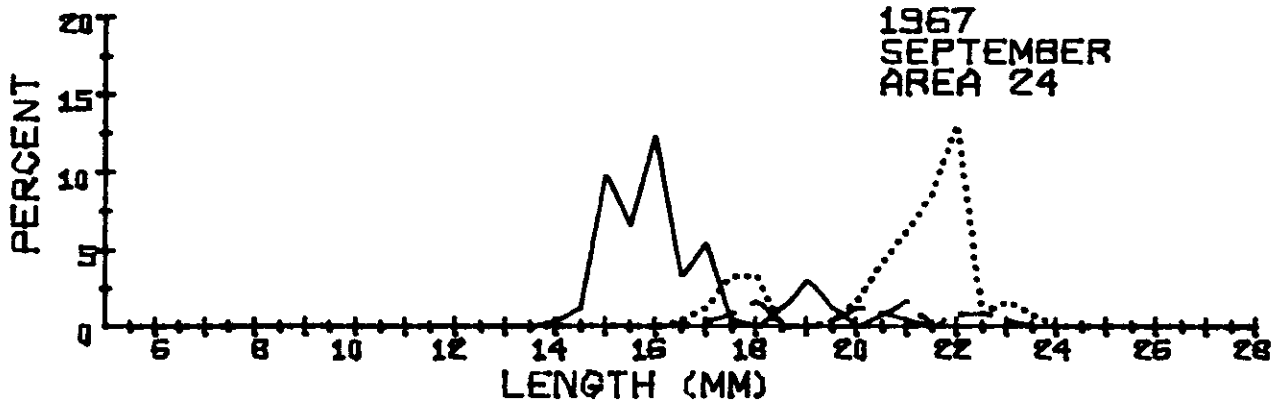
1967
SEPTEMBER
AREA 22



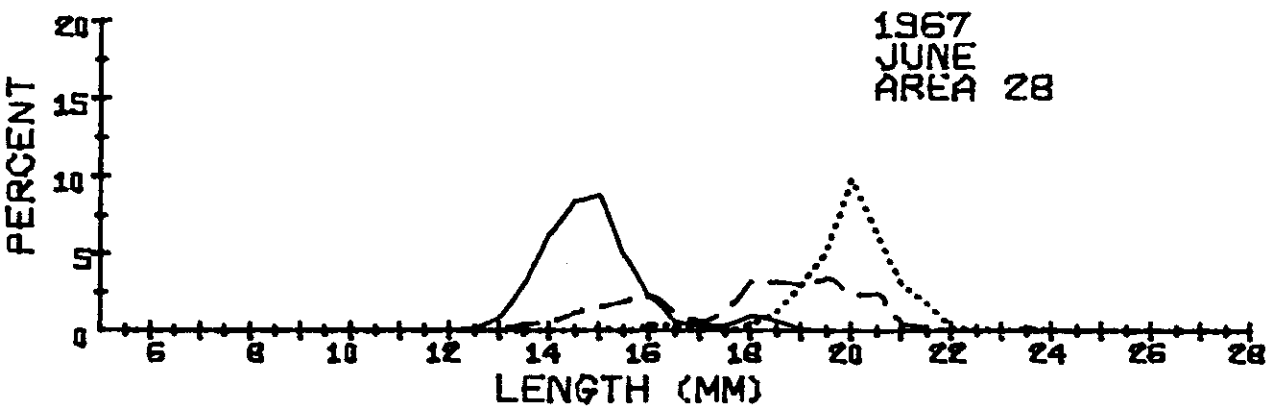
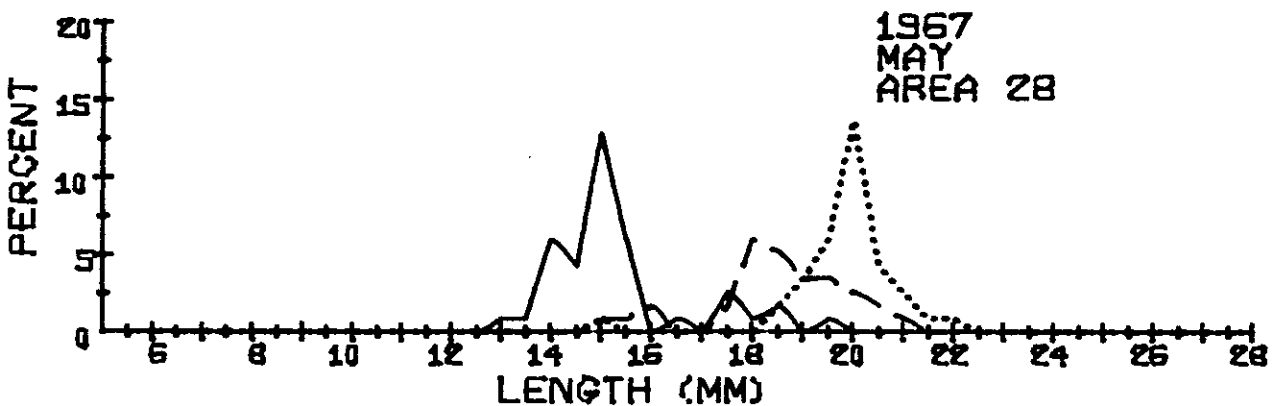
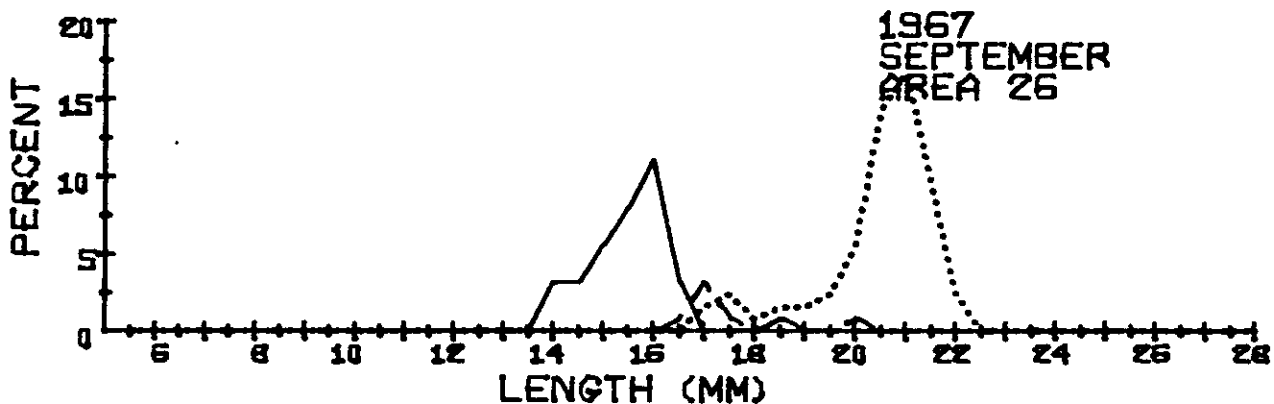

LENGTH	1967 AREA 22 MONTH 6			1967 AREA 22 MONTH 7			1967 AREA 22 MONTH 8			1967 AREA 22 MONTH 9		
	M	T	F	M	T	F	M	T	F	M	T	F
6.0												
6.5												
7.0												
7.5												
8.0												
8.5												
9.0												
9.5												
10.0												
10.5												
11.0												
11.5												
12.0												
12.5												
13.0	1											
13.5				1								
14.0	5			5			1					
14.5	4			6			3	1			1	
15.0	11	1		18			31	3			11	
15.5	3	1		23	1		37	1			12	
16.0	9	5		21	9		85	1	1		39	
16.5		3		11	3		50	7	2		29	1
17.0		2		12	9	1	44	11	21		18	9
17.5		2	1	3	4	1	6	11	24		4	5
18.0		1		4	7	3	3	12	38		2	13
18.5					7	3		7	15			4
19.0			2		15	6		7	19			10
19.5			3		4	3		8	17			9
20.0		8	5		21	13		11	39		2	1
20.5		1	2		8	11		8	35		5	26
21.0		1	9		15	23		6	58		2	7
21.5					5	17			42		1	16
22.0			3		7	33			64		2	11
22.5					3	14		1	22		2	12
23.0					2	20			16		3	4
23.5						3			1			12
24.0						7			2			1
24.5						1						
25.0												
25.5						1						
26.0												
26.5												
27.0												
27.5												
28.0												
SUBTOTAL	33	25	25	104	120	160	260	95	416	116	49	144
TOTAL		83			384			771			309	
NO SAMPLES		1			4			8			3	
SHRIMP/LB		123.4			105.1			103.3			120.6	



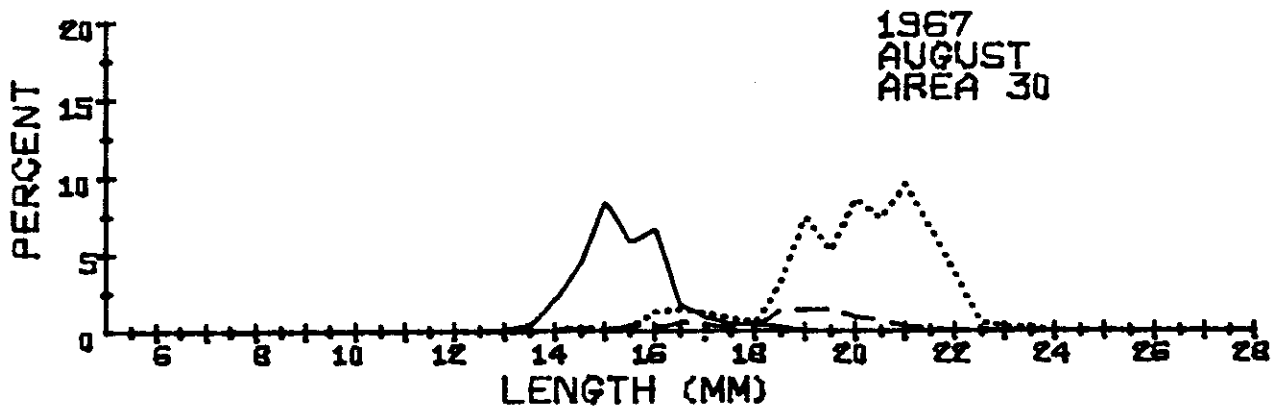
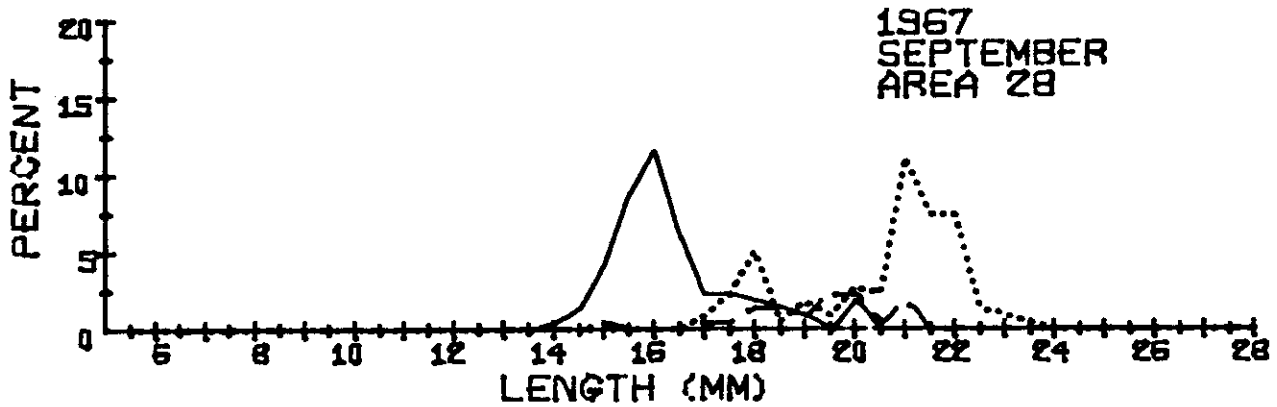
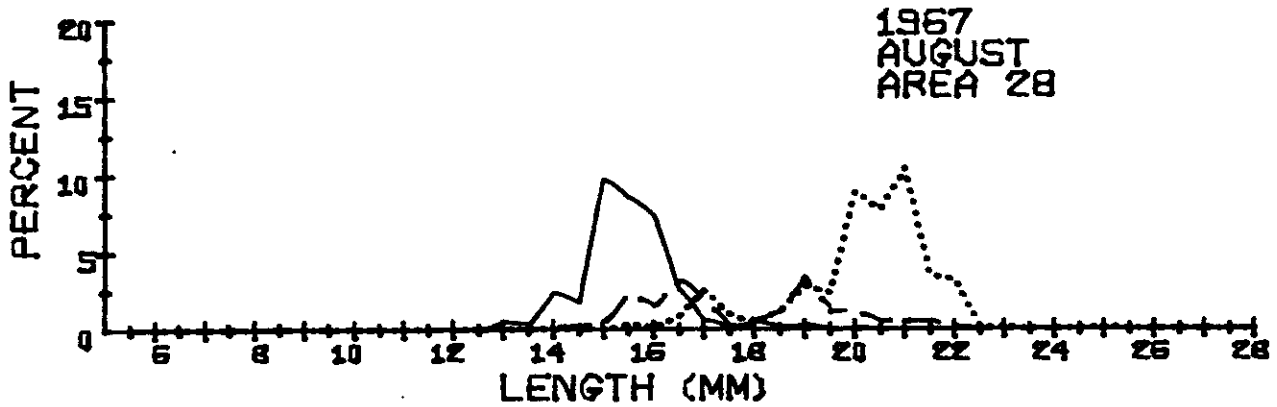
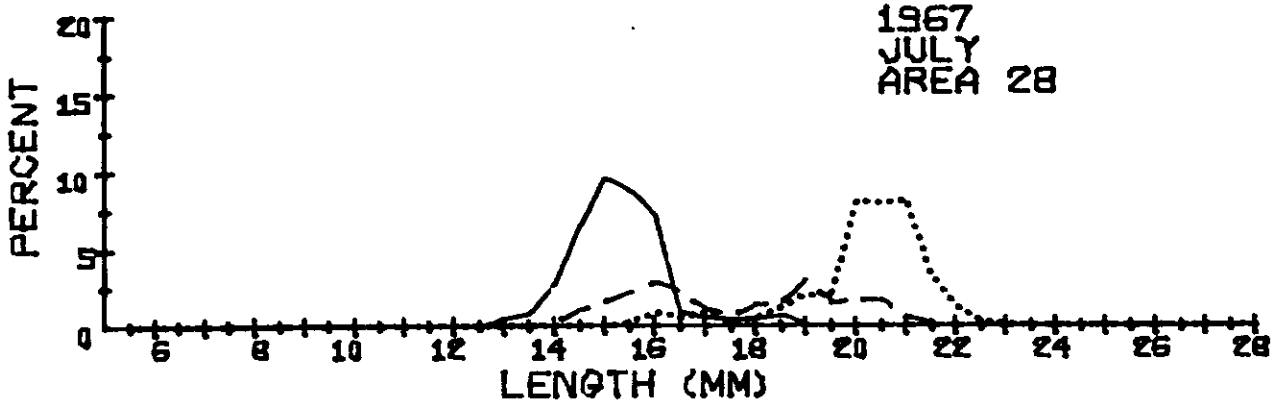
LENGTH	1967 AREA 22 MONTH 10			1967 AREA 24 MONTH 4			1967 AREA 24 MONTH 7			1967 AREA 24 MONTH 8		
	M	T	F	M	T	F	M	T	F	M	T	F
6.0												
6.5												
7.0												
7.5												
8.0												
8.5												
9.0												
9.5												
10.0												
10.5												
11.0				1								
11.5												
12.0				2								
12.5				4								
13.0				12	1							
13.5				24	4							
14.0				41	4							
14.5	4			28	7		2			4		
15.0	34			15	10	1	6			5		
15.5	62			7	1	1	35			8		
16.0	87				2		21			19		
16.5	17						31	1	1	8	2	1
17.0	12	1	2	1	2		27			6	2	2
17.5	4		2	1			15	2	2	2	7	5
18.0	1		12	3			1	3	1	2	1	1
18.5			3	1	1	3	3	4	3	2	1	1
19.0			4	1	1	7	1	1	1	1	6	1
19.5	1		12	1	4	29	5	4	1	2	8	
20.0			24	1	2	56	2	4	2	2	2	7
20.5			18		1	39	2	6	16	2	2	11
21.0			29					12	9		2	18
21.5			20			20		13	38	1		15
22.0			38			1		8	16			6
22.5			13					8	8			
23.0			2					1	4			3
23.5			1					1	3			2
24.0			2									
24.5												
25.0												
25.5												
26.0												
26.5												
27.0												
27.5												
28.0												
SUBTOTAL	222	1	182	142	40	161	151	68	105	58	33	72
TOTAL		405			343			324			163	
NO SAMPLES		2			2			3			2	
SHRIMP/LB		103.1			118.9			114.1			112.2	



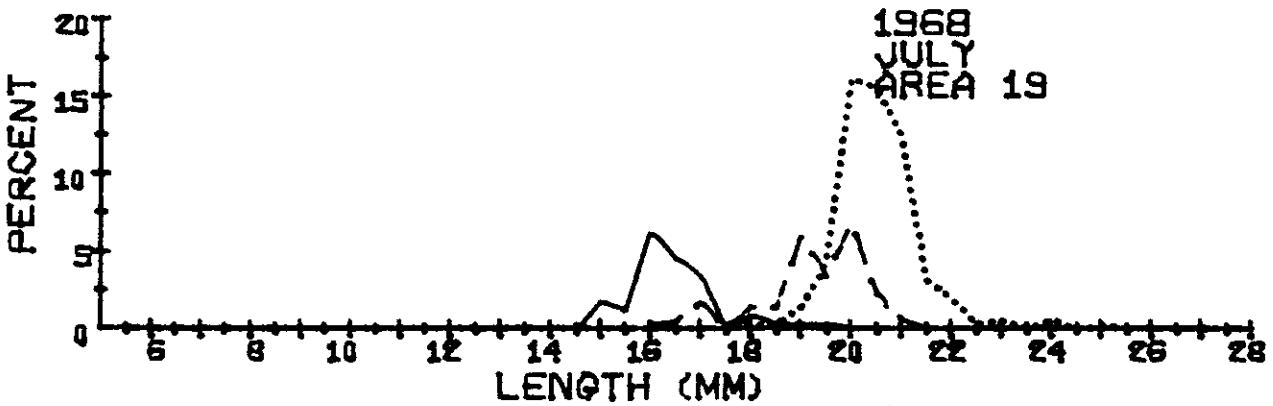
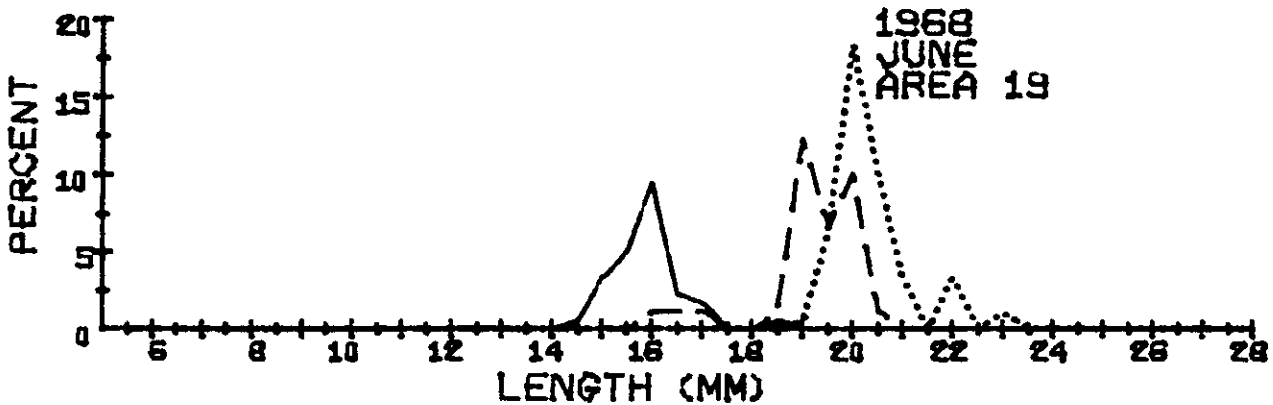
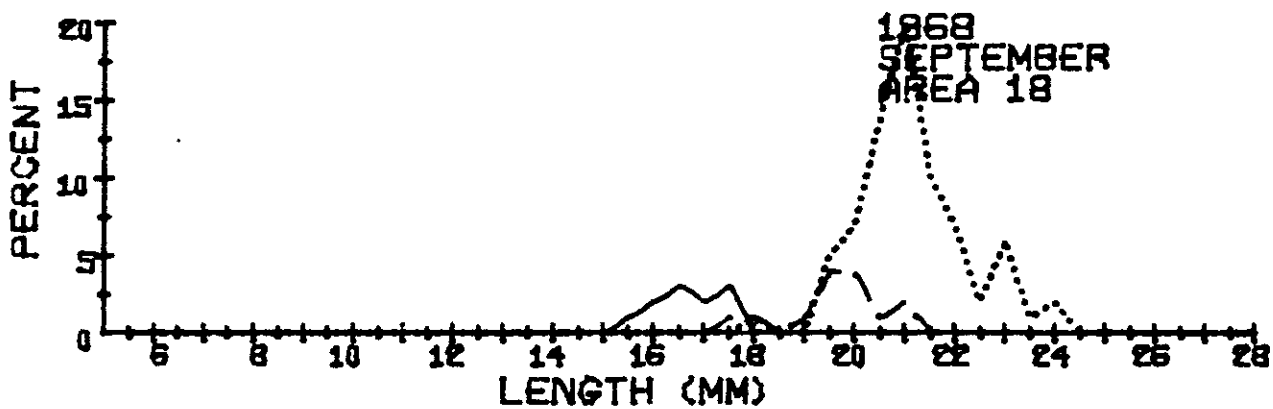
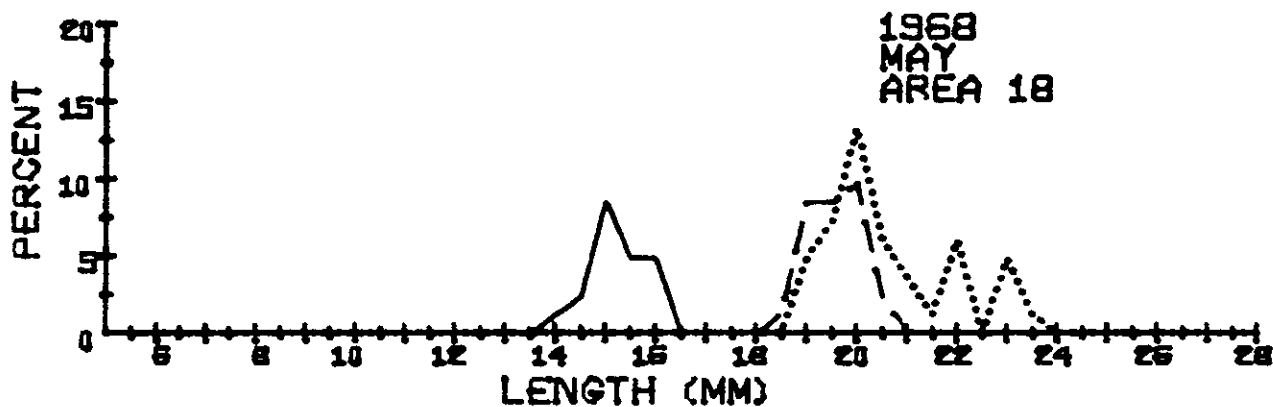
LENGTH	1967 AREA 24 MONTH 9			1967 AREA 26 MONTH 4			1967 AREA 26 MONTH 5			1967 AREA 26 MONTH 7		
	M	T	F	M	T	F	M	T	F	M	T	F
	6.0											
6.5												
7.0												
7.5												
8.0												
8.5												
9.0												
9.5												
10.0												
10.5												
11.0												
11.5				1								
12.0				1								
12.5				6						1		
13.0				20	1		5			1		
13.5				34	1		9			9		
14.0	1			72	9		20			16		
14.5	3			86	10		40	1		24		
15.0	24			43	14		29	7		20		
15.5	16			12	23	1	9	24	1	24	2	1
16.0	30			12	9		4	6		6	5	3
16.5	8		1	3	2		1	4		6		4
17.0	13	1	3	15	7		4	9		2	1	5
17.5	1	2	8	24	9		10	2		5	2	
18.0		4	8	15	15		26	6	1	3		2
18.5	3			7	21	4	15	12	3	7	3	1
19.0	7			6	27	27	1	18	25	2	7	9
19.5	3	1	1	3	18	60	1	16	56	2	6	5
20.0		3	4	2	23	88	1	28	132		12	22
20.5	2	2	10	1	5	59	1	10	88		2	32
21.0	1	4	15	1		23		13	37		3	31
21.5			21			2		4	13		2	24
22.0		2	32			5			5			8
22.5		2	2			1			4			3
23.0		1	4			1			5			
23.5			2			1			1			1
24.0												
24.5												1
25.0												
25.5												
26.0												
26.5												
27.0												
27.5												
28.0												
SUBTOTAL	112	22	111	364	194	272	176	160	371	128	45	152
TOTAL		245			830			707			325	
NO SAMPLES		2			8			5			3	
SHRIMP/LB		67.2			130.8			106.6			111.5	



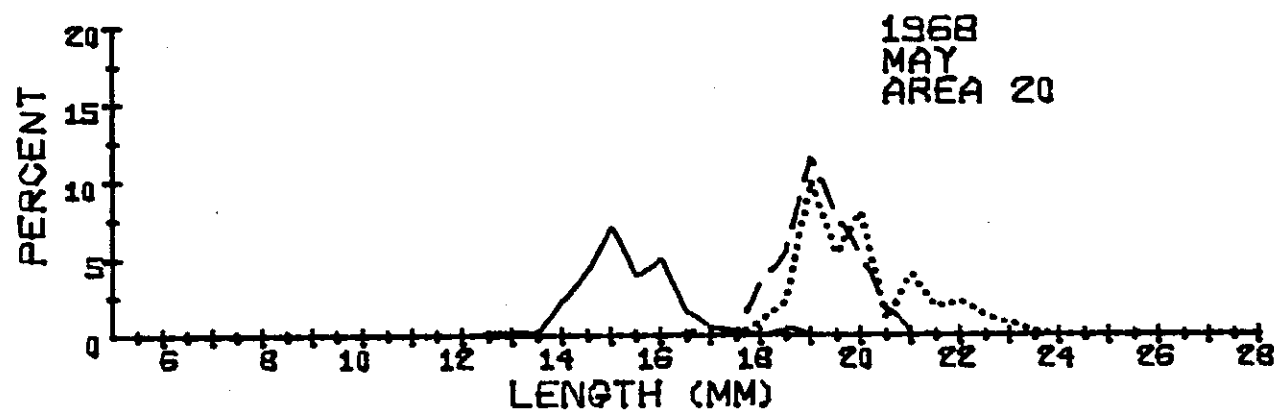
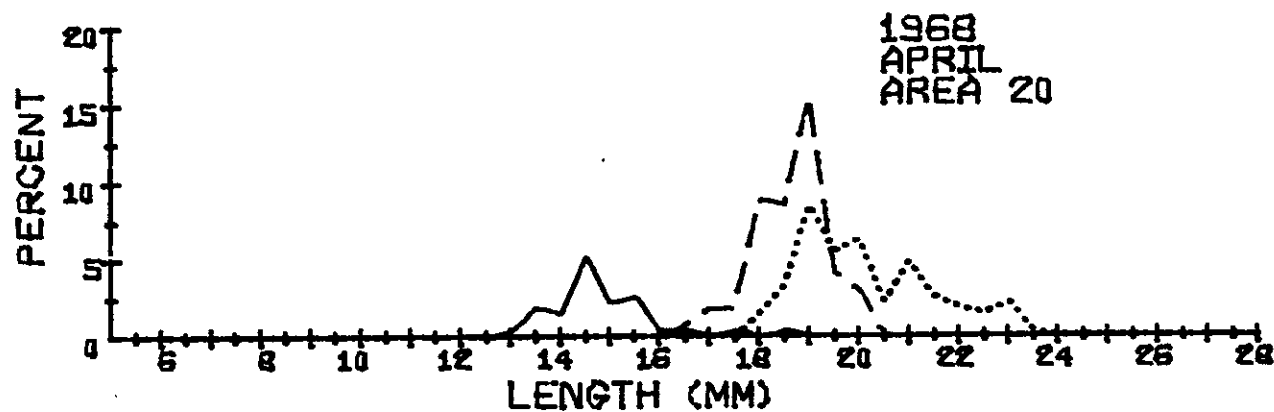
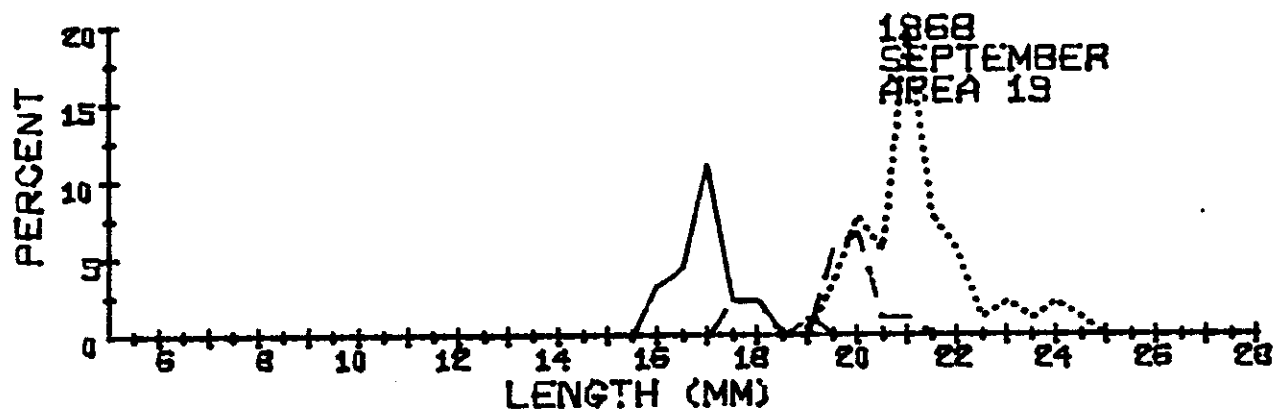
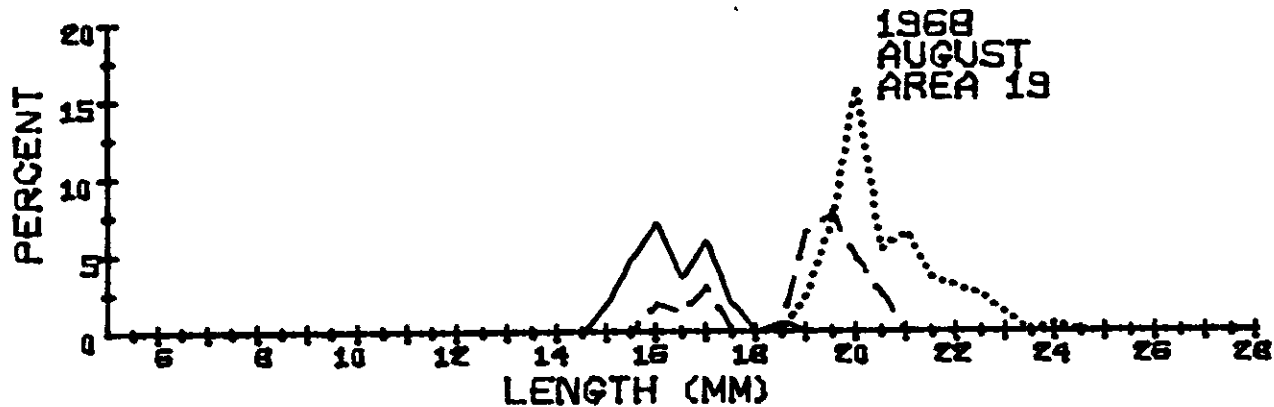
LENGTH	1967 AREA 26 MONTH 8			1967 AREA 26 MONTH 9			1967 AREA 28 MONTH 5			1967 AREA 28 MONTH 6			
	M	T	F	M	T	F	M	T	F	M	T	F	
6.0													
6.5													
7.0													
7.5													
8.0													
8.5													
9.0													
9.5													
10.0													
10.5													
11.0													
11.5											1		
12.0											1		
12.5											2		
13.0								1			8	1	
13.5								1			27	4	
14.0	1			4				7			56	5	
14.5				4				5			76	11	
15.0	5			7				15	1	1	79	14	2
15.5	7			10				7	1		44	18	
16.0	9			14					2		20	21	4
16.5	3			4	1			1			5	11	3
17.0	6		1		4	2					3	5	3
17.5			2		1	3		3	2		4	11	
18.0	3		7			1		1	7		9	29	4
18.5	3		2	1	1	2		2	6	2	5	29	11
19.0	2		5			2			4	4	1	26	27
19.5		1				3		1	4	7		31	46
20.0	1	4	9		1	7			3	16		21	88
20.5			1			18			2	5		22	57
21.0	1		13			21			1	3		4	27
21.5			8			12				1		1	16
22.0			13			3				1			2
22.5			1										1
23.0			1										
23.5													2
24.0													
24.5													
25.0													
25.5													
26.0													
26.5													
27.0													
27.5													
28.0													
SUBTOTAL	41	5	63	44	8	74	44	33	40	341	264	293	
TOTAL		109			126			117			898		
NO SAMPLES		1			1			1			6		
SHRIMP/LB		106.6			112.3			124.3			137.2		



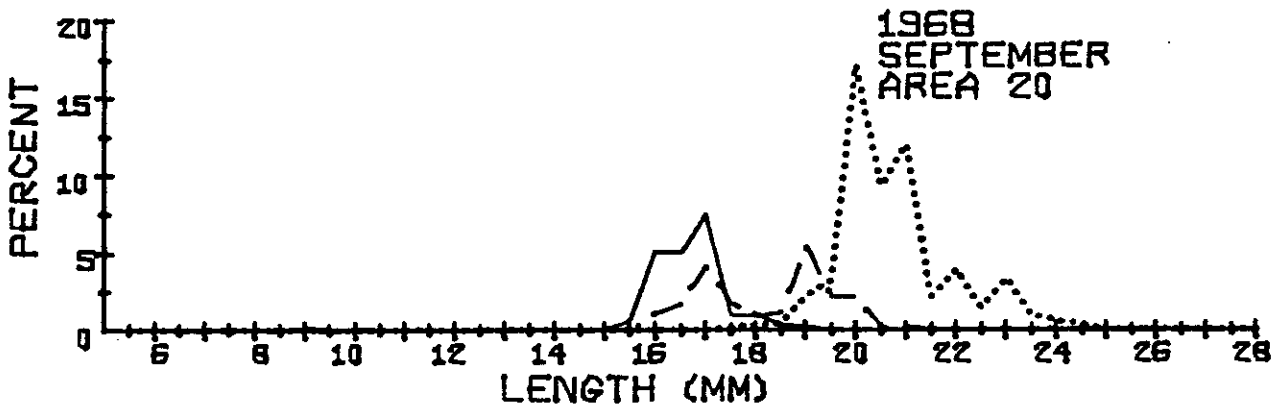
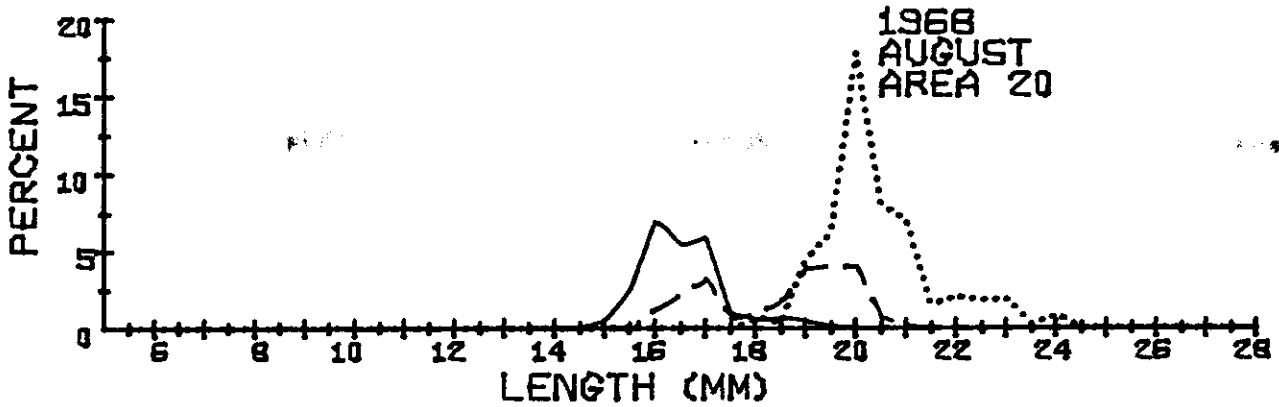
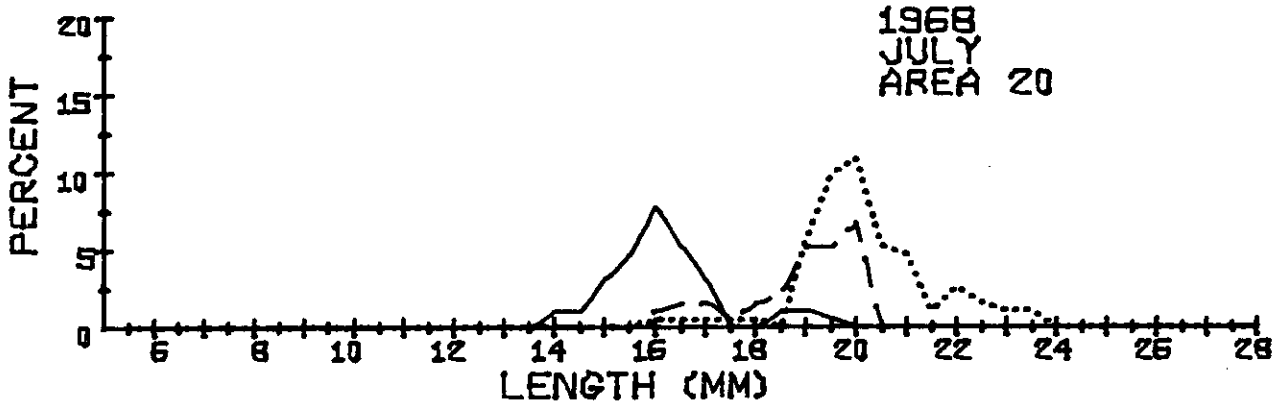
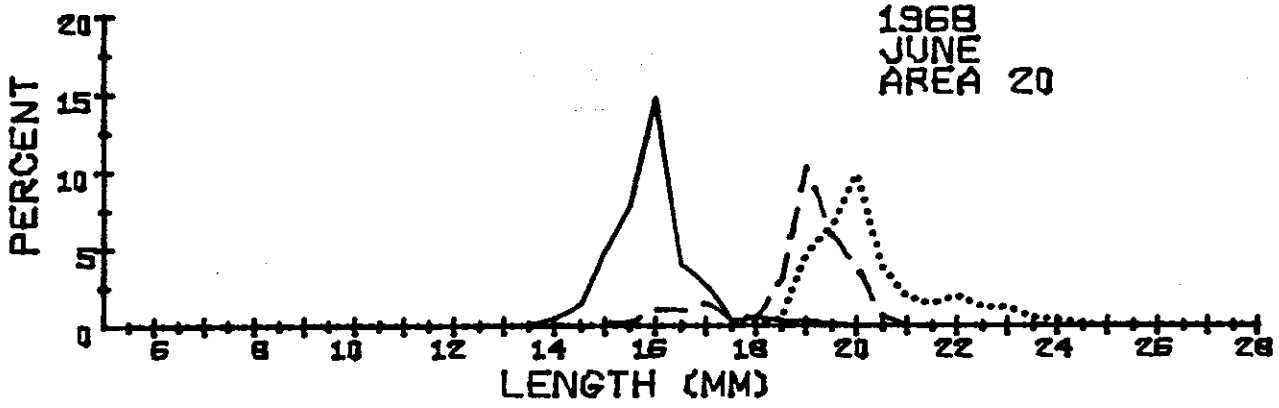
LENGTH	1967 AREA 28 MONTH 7			1967 AREA 28 MONTH 8			1967 AREA 28 MONTH 9			1967 AREA 30 MONTH 8		
	M	T	F	M	T	F	M	T	F	M	T	F
	6.0											
6.5												
7.0												
7.5												
8.0												
8.5												
9.0												
9.5												
10.0												
10.5												
11.0												
11.5												
12.0												
12.5												
13.0	4	1		3						1		
13.5	6			2						3		
14.0	20	2		14	1		1			14	1	1
14.5	48	8		10	2		3			30	2	2
15.0	70	12		58	2		9	1		56	1	1
15.5	64	16	2	51	14	2	19			40	3	2
16.0	53	21	7	44	9	1	25			45	2	9
16.5	6	16	4	15	19	5	13			11	4	10
17.0	4	8	7	4	12	15	5	1	2	6	3	8
17.5	3	5	2	1	1	6	5	1	5	3	1	6
18.0	4	10	4	3	4	2	4	3	11	3	3	4
18.5	5	11	9	1	7	7	3	3	1	2	9	21
19.0		22	15	2	20	17	2	2	4		10	50
19.5		11	14		7	14		5	2		10	35
20.0		13	59	1	7	53	4	5	6		6	58
20.5		12	58		3	46		1	5		5	49
21.0		4	60		3	62		4	24		2	64
21.5		1	24		3	21			16		1	45
22.0			9		1	19			16			25
22.5			2			1			3			4
23.0			1			1			2			2
23.5									1			2
24.0												
24.5												
25.0						1						
25.5												
26.0												
26.5												
27.0												
27.5												
28.0												
SUBTOTAL	287	173	277	209	115	273	93	26	98	214	63	398
TOTAL		737			597			217			675	
NO SAMPLES		8			5			2			5	
SHRIMP/LB		130.1			158.8			104.3			110.7	



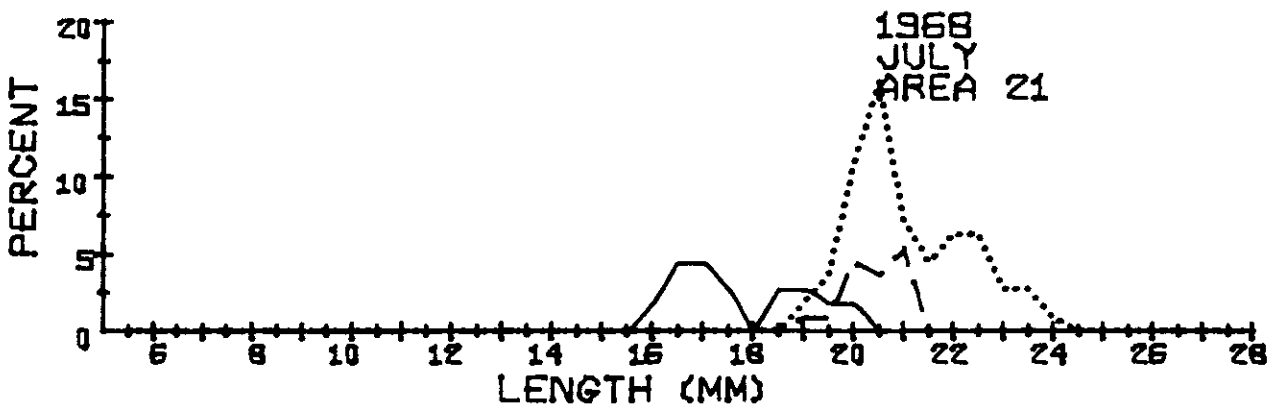
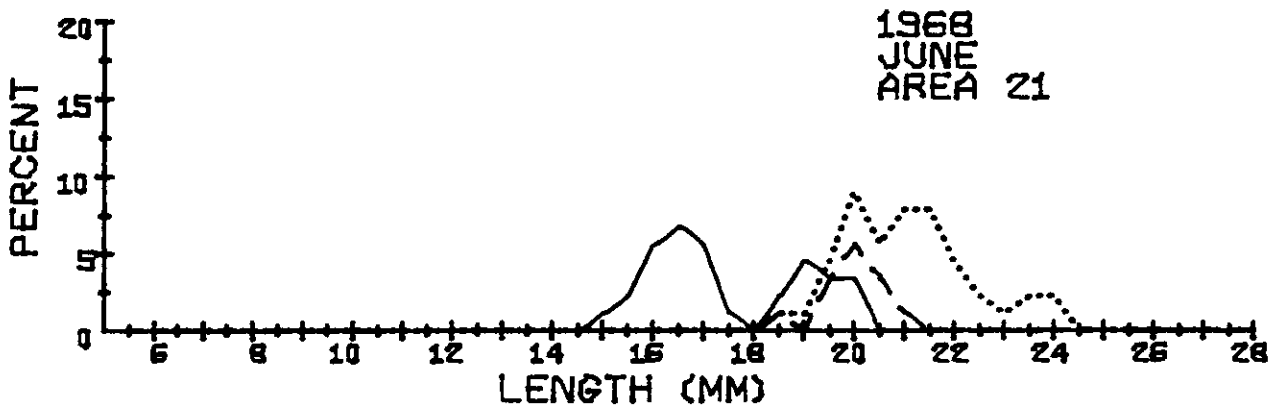
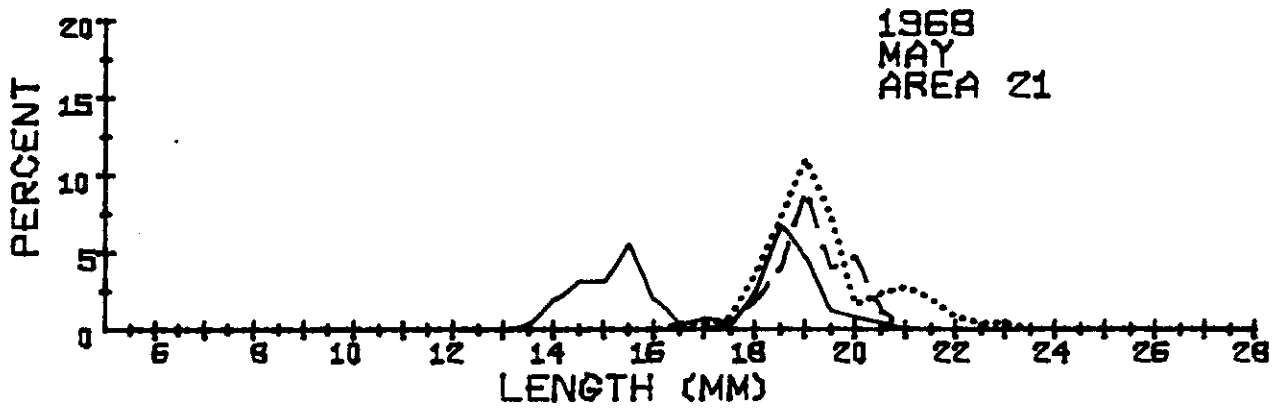
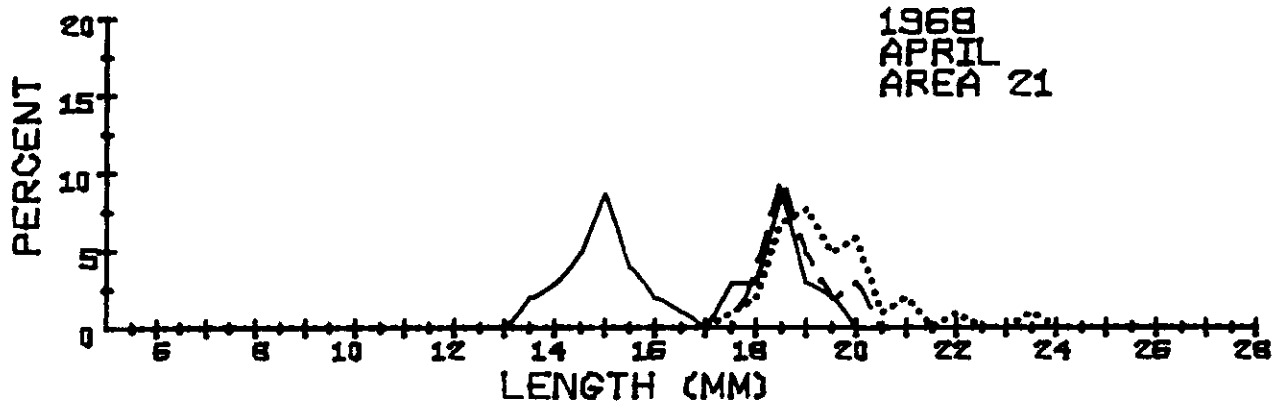
LENGTH	1968 AREA 18 MONTH 5			1968 AREA 18 MONTH 9			1968 AREA 19 MONTH 6			1968 AREA 19 MONTH 7			
	M	T	F	M	T	F	M	T	F	M	T	F	
6.0													
6.5													
7.0													
7.5													
8.0													
8.5													
9.0													
9.5													
10.0													
10.5													
11.0													
11.5													
12.0													
12.5													
13.0													
13.5													
14.0	1												
14.5	2							1					
15.0	7							6			6		
15.5	4			1				9			4		
16.0	4			2				17	2		22	1	
16.5				3				4	2		16	2	
17.0				2				3	2		12	6	
17.5				3	1								
18.0					1	1					3	5	1
18.5		1						1	2		1	5	1
19.0		7	4		1				22	1	1	21	5
19.5		7	6		4	5			12	11	1	12	15
20.0		8	11		4	7			18	33		24	57
20.5		2	5		1	14			2	18		8	55
21.0			3		2	20				6		2	44
21.5			1			10							11
22.0			5			7				6			7
22.5						2							1
23.0			4			6				2			2
23.5			1			1							
24.0						2							2
24.5													
25.0													1
25.5													
26.0													
26.5													
27.0													
27.5													
28.0													
SUBTOTAL	18	25	40	11	14	75	41	62	77	66	86	202	
TOTAL		83			100			180			354		
NO SAMPLES		1			1			2			4		
SHRIMP/LB		93.9			91.8			99.1			93.4		



LENGTH	1968 AREA 19 MONTH 8			1968 AREA 19 MONTH 9			1968 AREA 20 MONTH 4			1968 AREA 20 MONTH 5				
	M	T	F	M	T	F	M	T	F	M	T	F		
	6.0													
6.5														
7.0														
7.5														
8.0														
8.5														
9.0														
9.5														
10.0														
10.5														
11.0														
11.5														
12.0														
12.5												1		
13.0								1				1		
13.5								5				1		
14.0								4				9		
14.5								14				17		
15.0	3							6				28		
15.5	8							7				16		
16.0	12	3		3				1				20		
16.5	6	2		4				1	2			6	1	
17.0	10	5		10				1	5			2	2	
17.5	3			2	2			1	5			1	1	
18.0				2	2				24	4			14	4
18.5	1	1						1	23	9		2	22	9
19.0		11	4	1					42	23			46	40
19.5		13	12		5	3			11	15			31	21
20.0		8	27		6	7			8	17			21	32
20.5		4	9		1	5				6			7	4
21.0			11		1	18				13			1	16
21.5			6			7				7				7
22.0			5			5				5				9
22.5			4			1				4				5
23.0			2			2				6				3
23.5						1				1				1
24.0			1			2								
24.5						1								
25.0														
25.5														
26.0														
26.5														
27.0														
27.5														
28.0														
SUBTOTAL	43	47	81	22	17	52	41	120	110	104	146	151		
TOTAL		171			91			271			401			
NO SAMPLES		2			1			3			4			
SHRIMP/LB		91.3			90.1			107.0			107.4			




LENGTH	1968 AREA 20 MONTH 6			1968 AREA 20 MONTH 7			1968 AREA 20 MONTH 8			1968 AREA 20 MONTH 9		
	M	T	F	M	T	F	M	T	F	M	T	F
	6.0											
6.5												
7.0												
7.5												
8.0												
8.5												
9.0											2	
9.5												
10.0											1	
10.5												
11.0												
11.5												
12.0												
12.5												
13.0												
13.5	1											
14.0	6			2								
14.5	15			2			1					
15.0	50	2		6			4			1		
15.5	80	3		9			18			6		
16.0	151	11		15	2	1	50	9		43	10	
16.5	40	10		10	3	1	39	16		43	15	
17.0	27	15		6	3	1	43	23		63	35	
17.5	4	4			1	1	7	5		8	15	2
18.0	6	7	1		3	1	4	7	5	8	8	3
18.5	3	32	5	2	4		5	13	3	3	10	4
19.0	3	106	48	2	10	11	3	28	32	2	45	19
19.5	1	59	66	1	10	19	1	29	45		18	27
20.0		39	101		13	21		29	128		18	144
20.5		6	39			10		5	58		1	78
21.0			18			9		1	50		2	101
21.5			15			2			11			18
22.0			20			5			15			33
22.5			12			3			13			12
23.0			12			2			14			28
23.5			5			2			2			8
24.0			4						6			5
24.5			1									3
25.0												
25.5												
26.0												
26.5												
27.0												
27.5												
28.0												
SUBTOTAL	387	294	347	55	49	89	175	165	382	180	177	485
TOTAL		1028			193			722			842	
NO SAMPLES		10			2			8			10	
SHRIMP/LB		109.7			189.9			98.7			92.5	

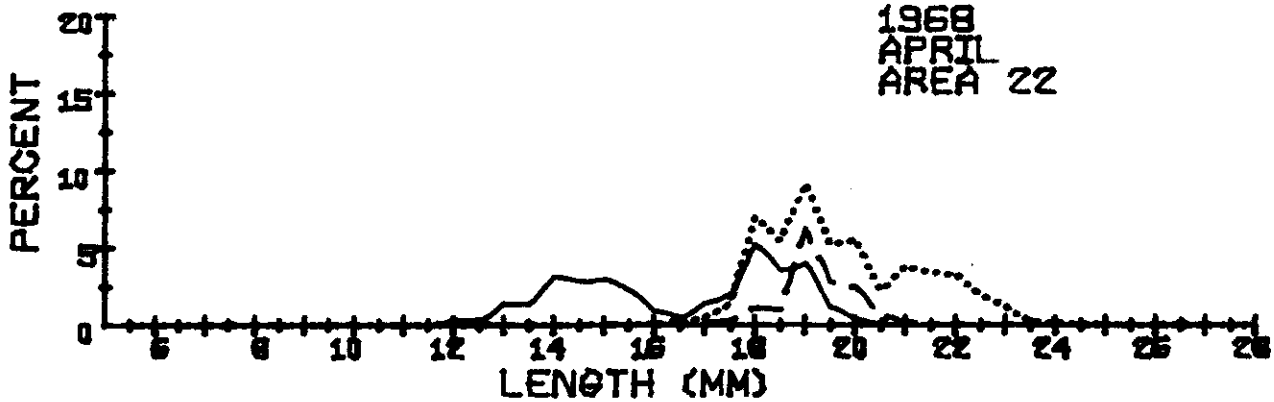


LENGTH	1968 AREA 21 MONTH 4			1968 AREA 21 MONTH 5			1968 AREA 21 MONTH 6			1968 AREA 21 MONTH 7		
	M	T	F	M	T	F	M	T	F	M	T	F
6.0												
6.5												
7.0												
7.5												
8.0												
8.5												
9.0												
9.5												
10.0												
10.5												
11.0												
11.5												
12.0												
12.5												
13.0												
13.5	2			1								
14.0	3			5								
14.5	5			8								
15.0	9			8			1					
15.5	4			14			2					
16.0	2			5			5			2		
16.5	1			1		1	6			5		
17.0				2		1	5			5		
17.5	3		1	1	1	2	1			3		
18.0	3	4	2	6	5	9						
18.5	9	10	7	17	10	18	2	1	1	3		
19.0	3	5	8	12	23	28	4		1	3	1	2
19.5	2	2	5	3	10	19	3	3	4	2	1	4
20.0		3	6	2	12	4	3	5	8	2	5	12
20.5			1	1	3	6		3	5		4	18
21.0			2			7		1	7		6	8
21.5						5			7			5
22.0			1			2			4			7
22.5						1			2			7
23.0						1			1			3
23.5			1						2			3
24.0									2			1
24.5												
25.0												
25.5												
26.0												
26.5												
27.0												
27.5												
28.0												
SUBTOTAL	46	24	34	86	64	104	32	13	44	25	17	70
TOTAL		104			254			89			112	
NO SAMPLES		1			2			1			1	
SHRIMP/LB		130.0			97.6			91.3			90.1	

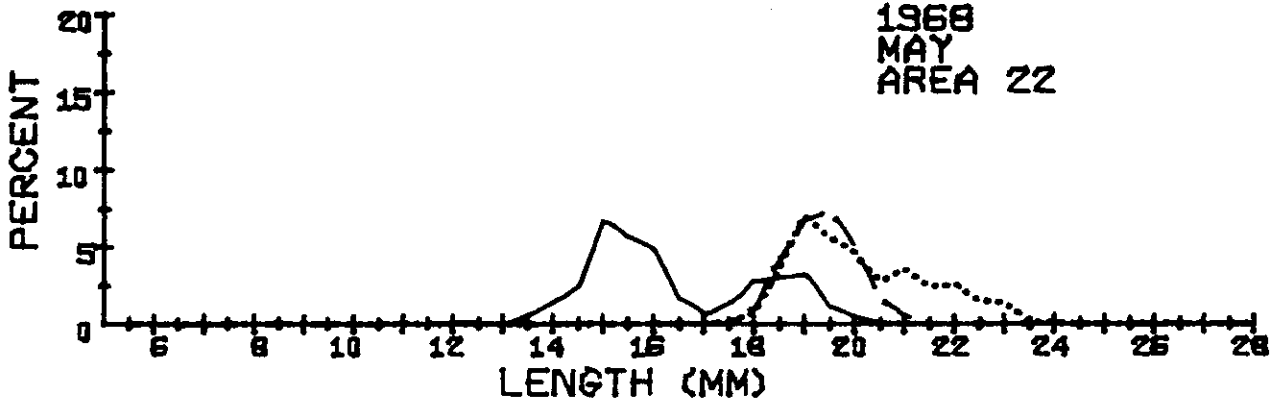
1968
MARCH
AREA 22



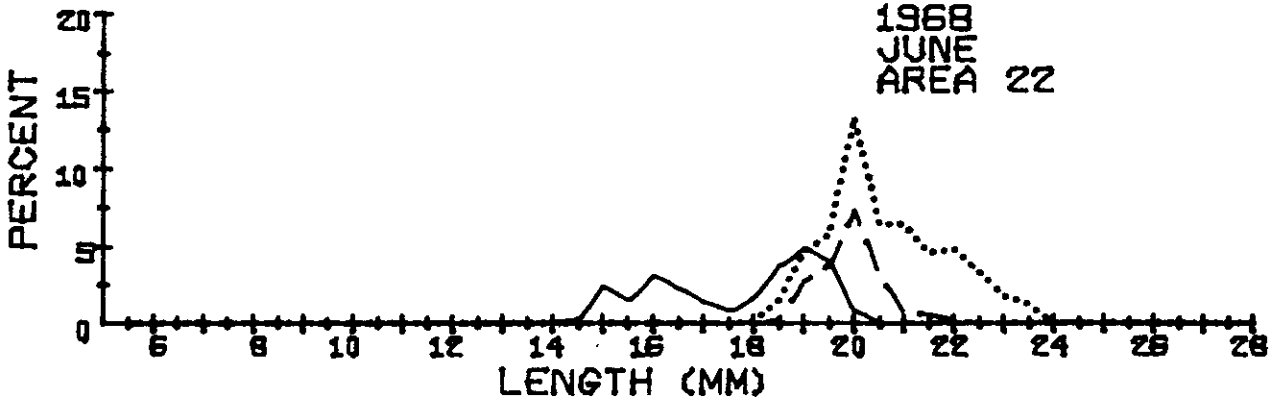
1968
APRIL
AREA 22



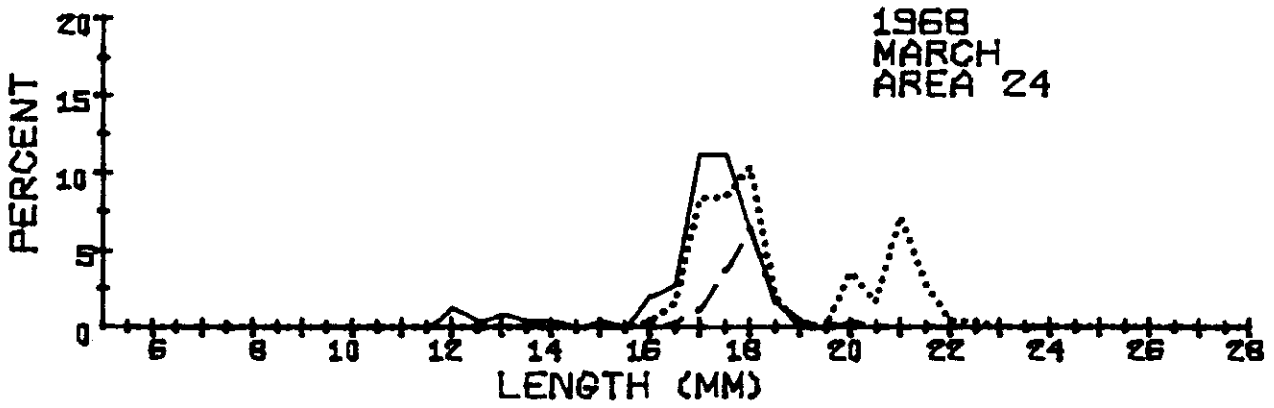
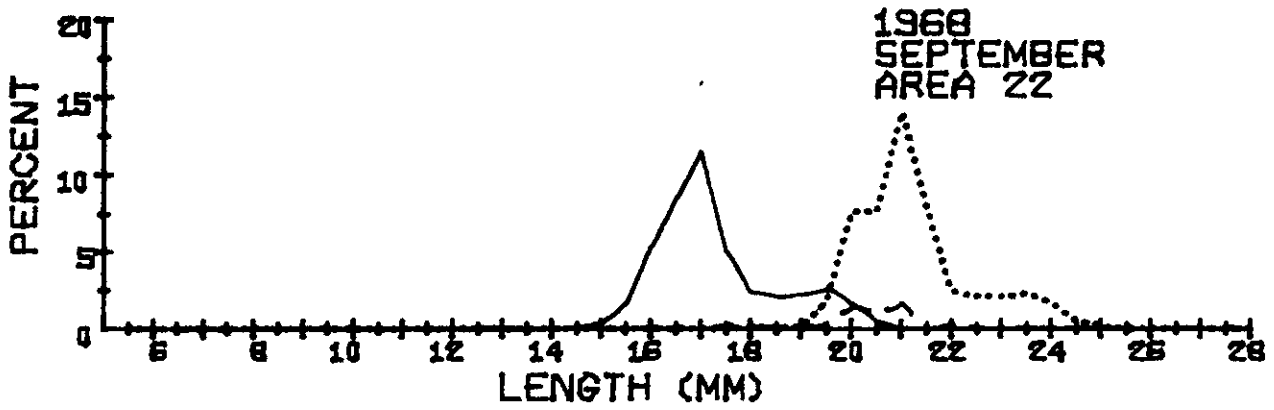
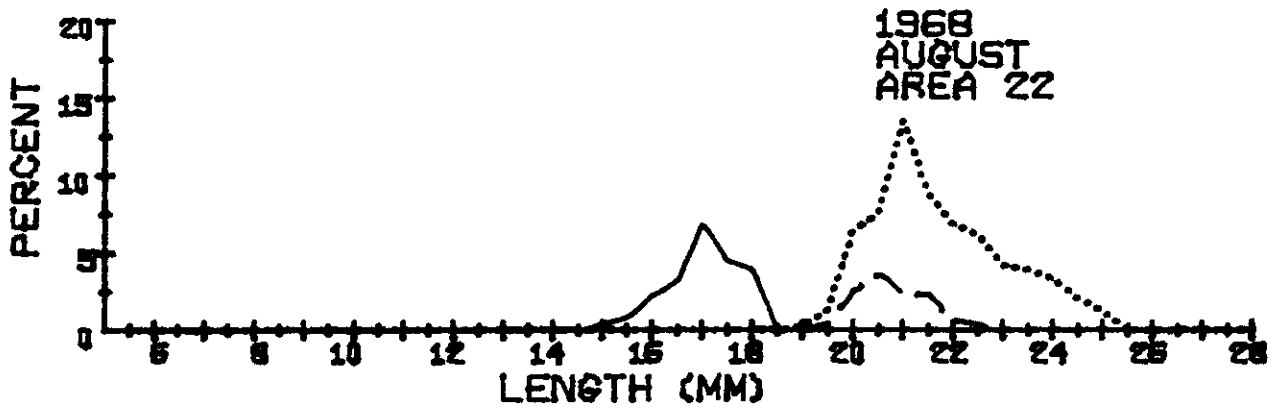
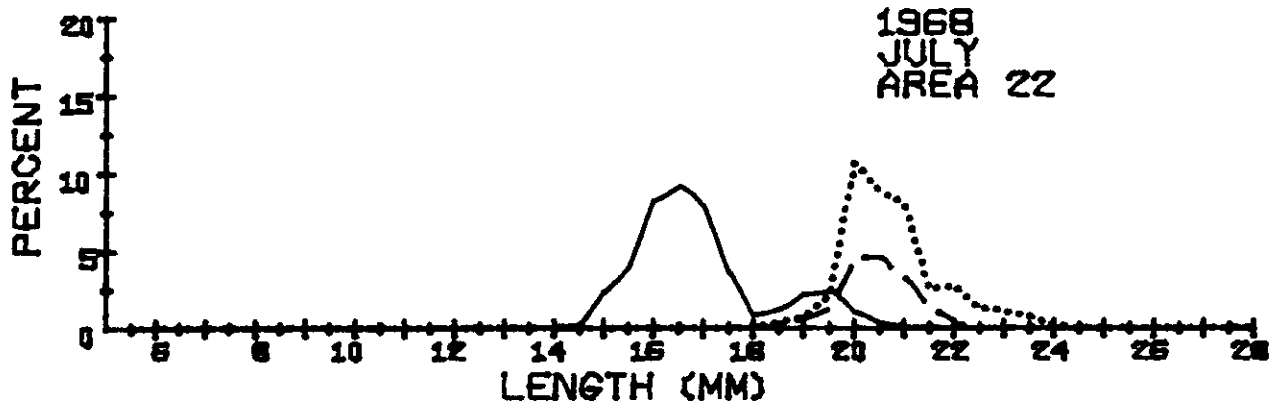
1968
MAY
AREA 22



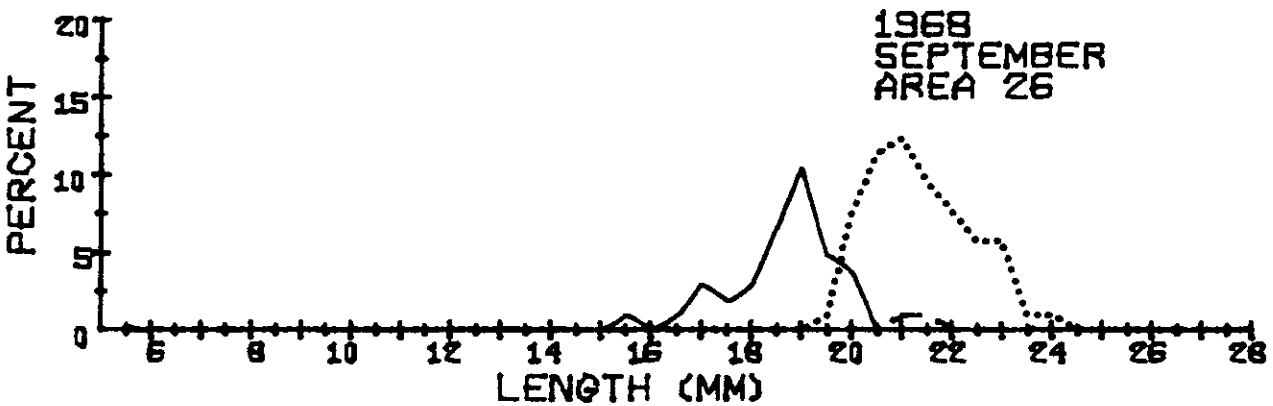
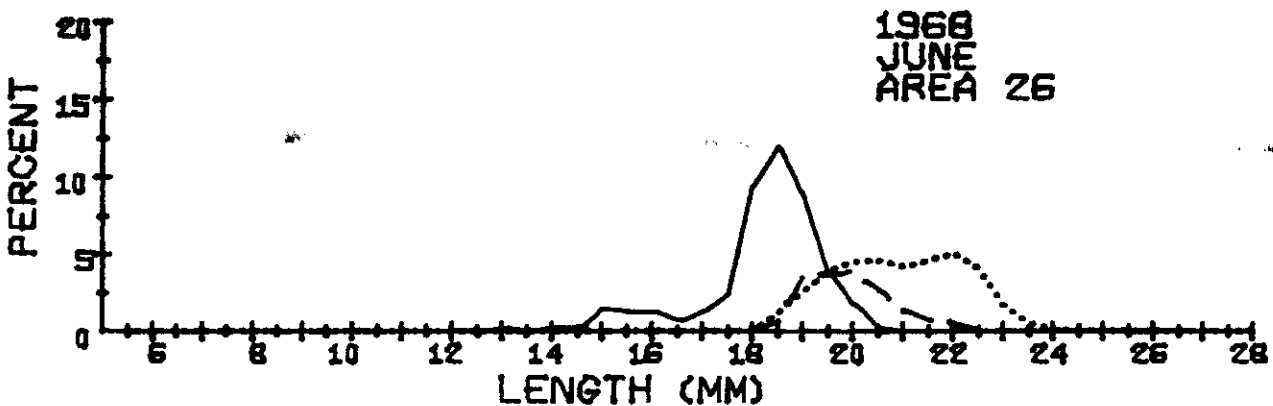

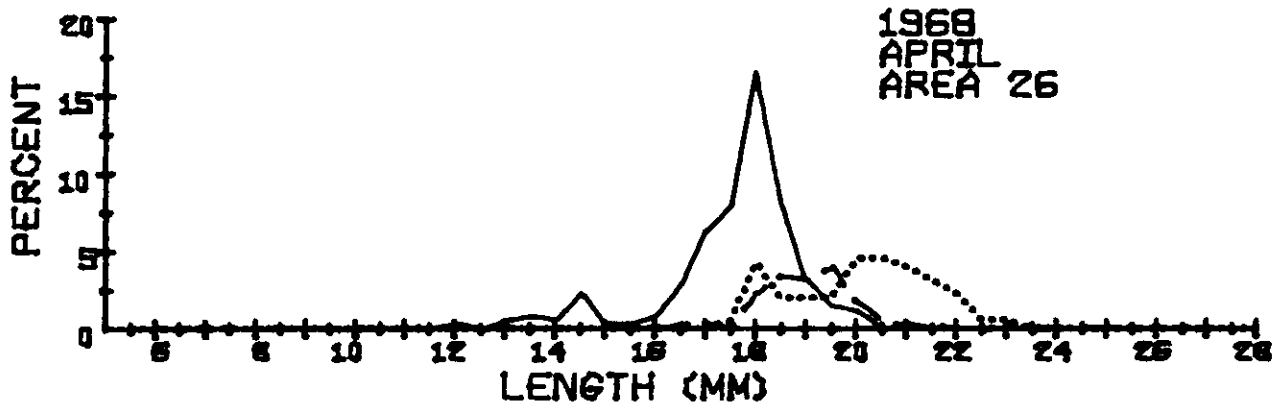
1968
JUNE
AREA 22



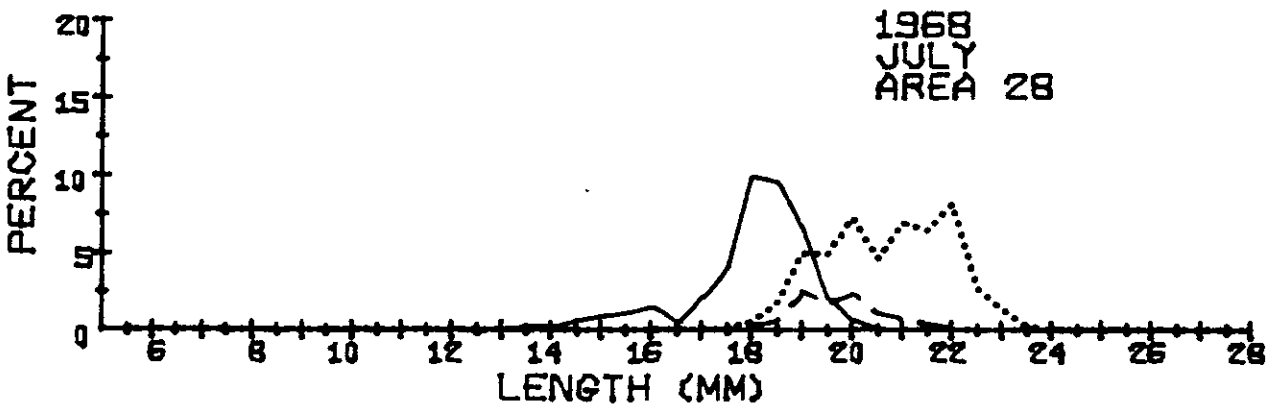
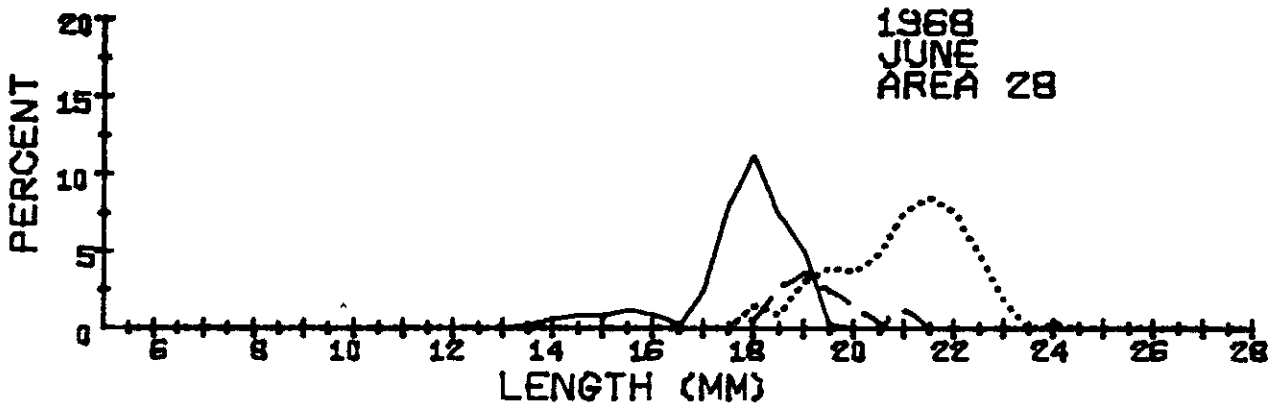

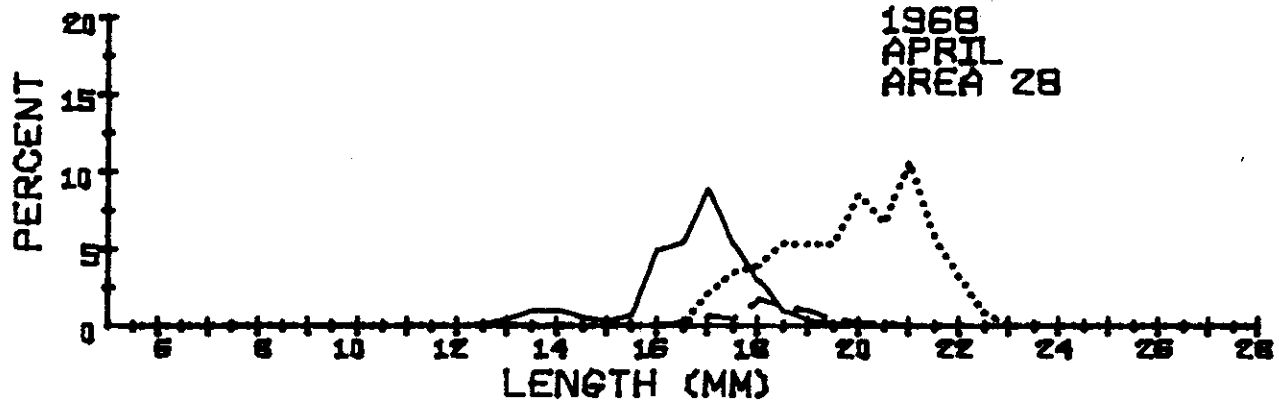
LENGTH	1968			1968			1968			1968		
	AREA 22			AREA 22			AREA 22			AREA 22		
	MONTH 3			MONTH 4			MONTH 5			MONTH 6		
	M	T	F	M	T	F	M	T	F	M	T	F
6.0												
6.5												
7.0												
7.5												
8.0												
8.5												
9.0												
9.5												
10.0	1											
10.5												
11.0	1											
11.5	3											
12.0	10			6			2					
12.5	12			5								
13.0	40			23								
13.5	35			23			7					
14.0	42			52			17			1		
14.5	18			47			29			2		
15.0	22		1	50	2	1	78			14		
15.5	5	1	1	37			66			9		
16.0	22	1	2	16	1	2	57	1		18		
16.5	30	1	5	8		3	19			13		
17.0	100	3	11	24	3	9	8	1		8		
17.5	112	6	24	33	6	23	17	2	3	5		
18.0	158	16	65	86	19	116	33	12	9	10		1
18.5	67	8	77	59	16	90	36	50	42	22	2	9
19.0	48	2	130	66	102	151	38	80	82	28	16	27
19.5	2	1	61	19	46	86	13	86	65	23	22	33
20.0	2		42	7	40	91	5	59	54	5	42	77
20.5			37		10	37	1	19	32		18	37
21.0			33		4	62	1	6	42		4	37
21.5			34			56			28		3	26
22.0			38			54		1	30		1	28
22.5			23			32			17			19
23.0			15			20			16			10
23.5			7			3			2			7
24.0			4			2			1			
24.5						1						
25.0												
25.5												
26.0												
26.5												
27.0												
27.5												
28.0												
SUBTOTAL	730	39	610	561	249	839	427	317	423	158	108	311
TOTAL		1379			1649			1167			577	
NO SAMPLES		11			16			9			6	
SHRIMP/LB		103.7			95.1			102.5			81.8	



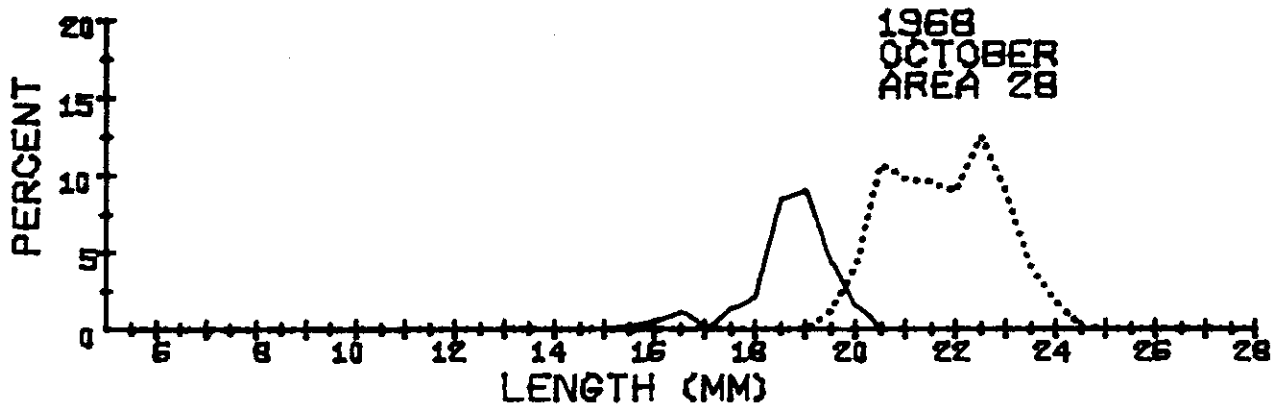
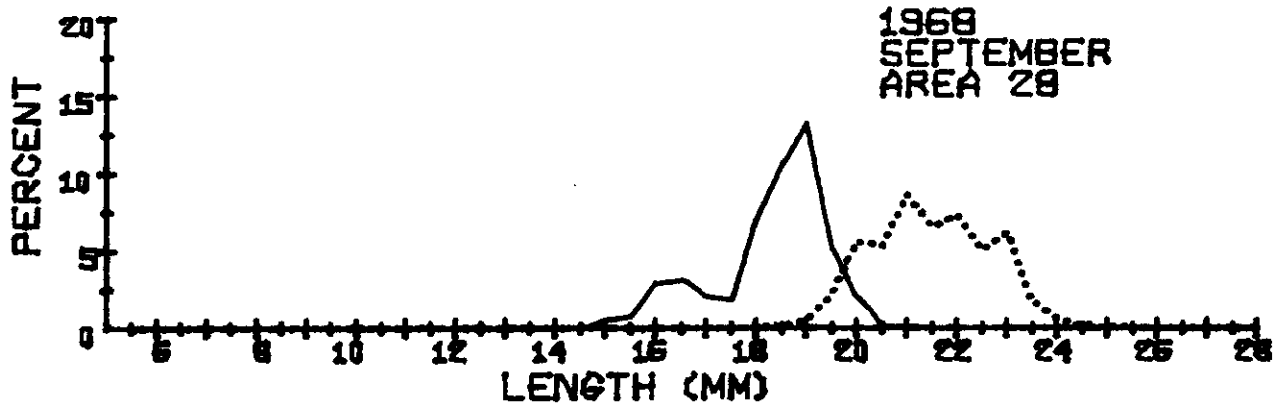
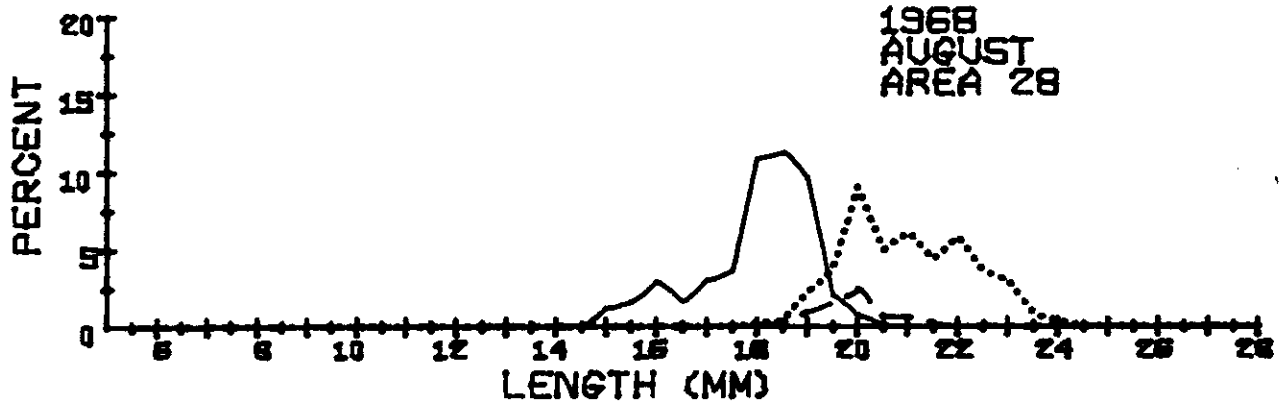
LENGTH	1968 AREA 22 MONTH 7			1968 AREA 22 MONTH 8			1968 AREA 22 MONTH 9			1968 AREA 24 MONTH 3			
	M	T	F	M	T	F	M	T	F	M	T	F	
	6.0												
6.5													
7.0													
7.5													
8.0													
8.5													
9.0													
9.5													
10.0													
10.5													
11.0													
11.5													
12.0											3		
12.5											1		
13.0											2		
13.5	2										1		
14.0	2			1							1		
14.5	4							1					
15.0	37			3				3			1		
15.5	62			6				10					
16.0	129			15				33			5	1	
16.5	144	1		22				53			7	1	4
17.0	124	1		46				71			28	3	21
17.5	57	1		30				31	2		28	9	21
18.0	14	2	1	26	1			15	1	1	16	16	26
18.5	20	2	6		1			13	1	1	4	4	5
19.0	35	11	12		1	2		14	1	1		1	
19.5	38	20	33		3	9		16	2	11			
20.0	17	71	167		17	43		10	9	47		1	9
20.5	5	71	138		24	51		3	6	47			4
21.0	1	51	125		16	91			10	87			18
21.5	1	21	39		15	59				49			7
22.0		5	43		4	46			2	15			1
22.5			20		2	41				13			1
23.0			17			28				13			
23.5			12			26				14			
24.0			3			22				10			
24.5						14				3			
25.0						8				1			
25.5													
26.0													
26.5													
27.0													
27.5													
28.0													
SUBTOTAL	692	257	616	149	84	440	273	34	313	97	35	118	
TOTAL		1565			673			620			250		
NO SAMPLES		14			8			5			2		
SHRIMP/LB		106.5			74.3			93.4			107.6		



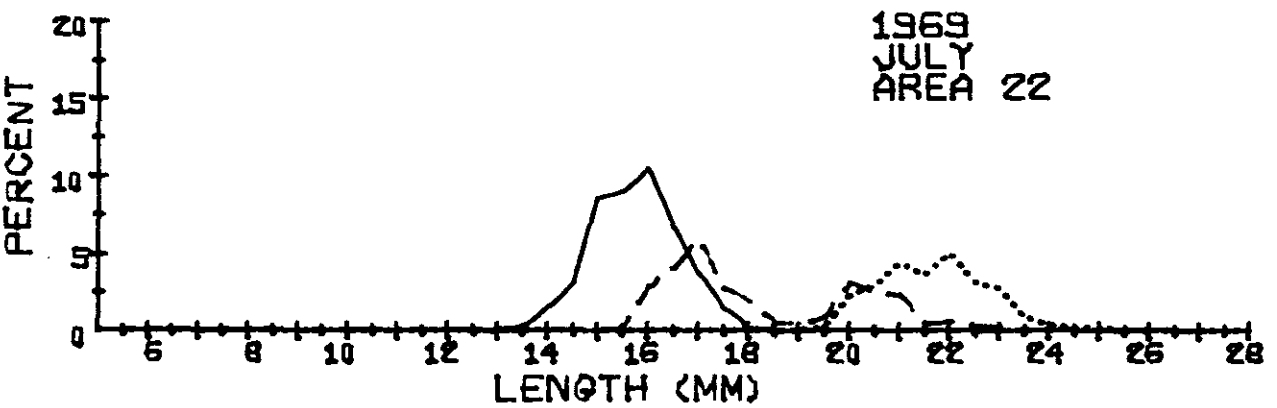
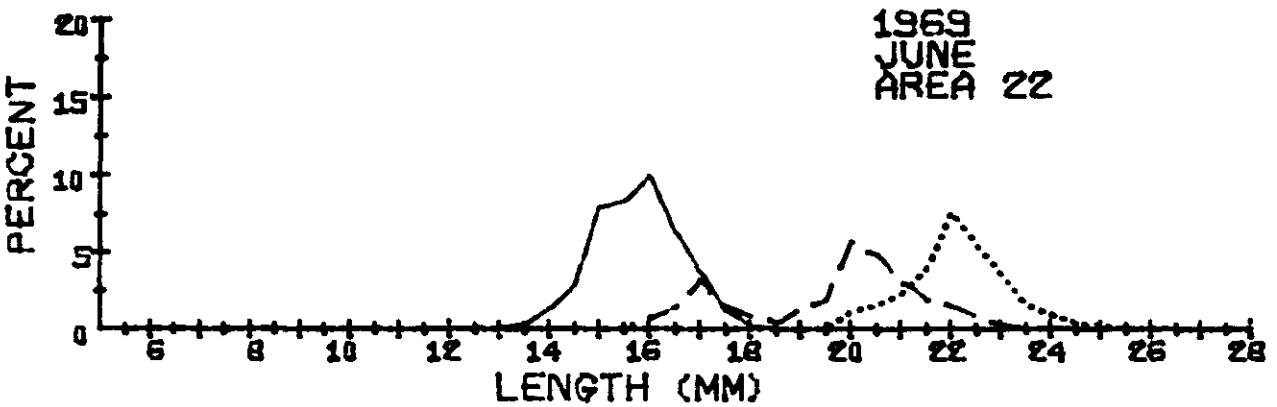
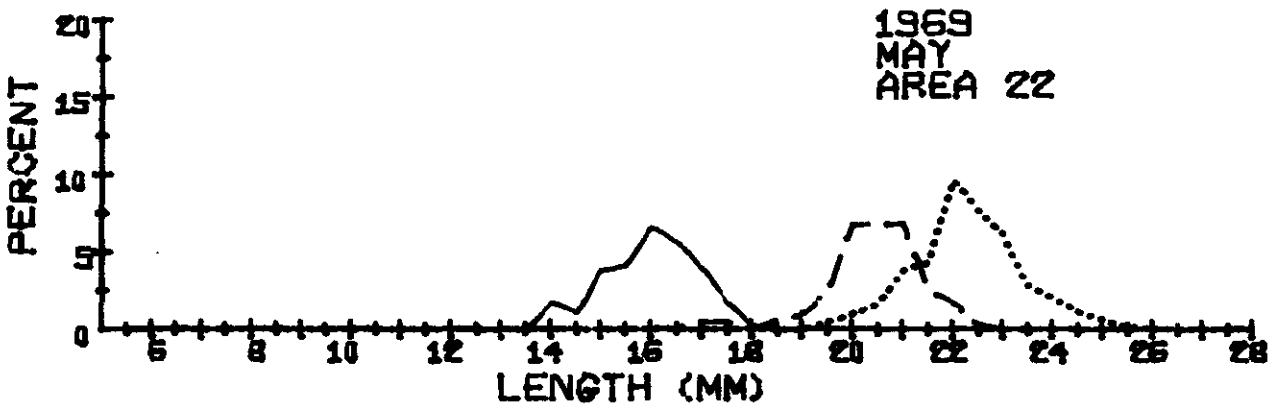
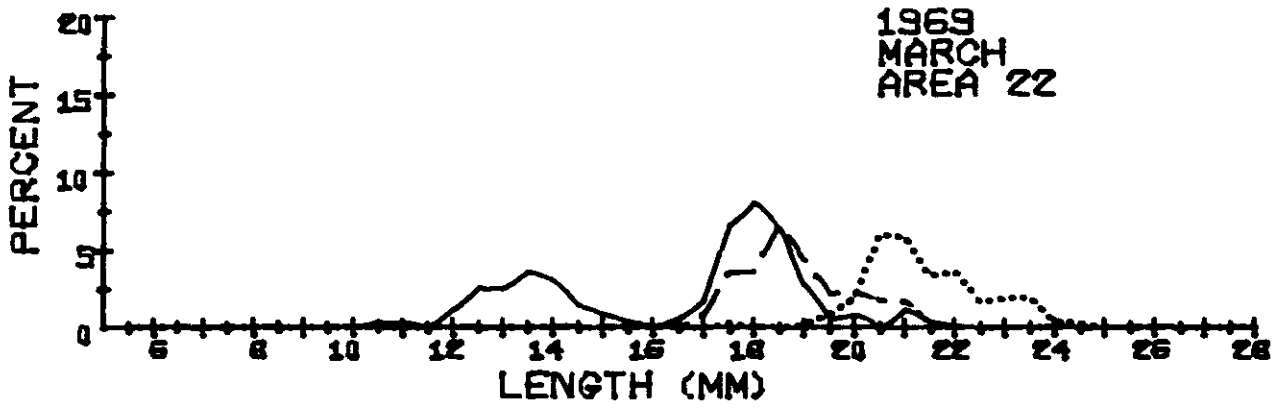
LENGTH	1968			1968			1968			1968		
	AREA 26			AREA 26			AREA 26			AREA 26		
	MONTH 4			MONTH 5			MONTH 6			MONTH 9		
	M	T	F	M	T	F	M	T	F	M	T	F
6.0												
6.5												
7.0												
7.5												
8.0												
8.5												
9.0												
9.5												
10.0												
10.5												
11.0												
11.5				1								
12.0	1			1								
12.5				4								
13.0	2			9			2					
13.5	3			12								
14.0	2			16			3					
14.5	8			23			2					
15.0	1			19			16					
15.5	1			20			14			1		
16.0	3			8	1		15					
16.5	10	1		16	1	1	8			1		
17.0	22	1		73	1	2	15	1		3		
17.5	28		2	133	6	10	27	1		2		
18.0	58	8	15	194	20	31	105	3	1	3		
18.5	28	12	7	138	37	43	133	7	13	7		
19.0	11	11	7	72	67	64	99	40	29	11		
19.5	5	14	7	30	66	36	42	41	43	5		1
20.0	4	6	16	8	49	42	20	43	50	4		8
20.5		2	16	1	17	54	2	29	51			12
21.0	1		14		15	71		15	46		1	13
21.5		1	11		4	73		8	51		1	10
22.0			8			45	1	6	56			8
22.5			2			25		1	45			6
23.0			2			8			19			6
23.5						1			6			1
24.0									1			1
24.5												
25.0												
25.5						1						
26.0												
26.5												
27.0												
27.5												
28.0												
SUBTOTAL	188	56	107	778	284	507	504	195	411	37	2	66
TOTAL		351			1569			1110			105	
NO SAMPLES		3			14			9			1	
SHRIMP/LB		107.7			100.8			96.1			78.5	



LENGTH	1968 AREA 28 MONTH 4			1968 AREA 28 MONTH 5			1968 AREA 28 MONTH 6			1968 AREA 28 MONTH 7		
	M	T	F	M	T	F	M	T	F	M	T	F
6.0												
6.5												
7.0												
7.5												
8.0												
8.5												
9.0												
9.5												
10.0												
10.5												
11.0												
11.5												
12.0				3								
12.5	1											
13.0	5											
13.5	10			3			1			6		
14.0	10			10			2			5		
14.5	5			1			3			14		
15.0	3			3			3			21		
15.5	7			1			4			25		
16.0	47			5			3			33		
16.5	52	3	2	6	1	1	1			12		
17.0	84	6	20	16	1	5	8			44	2	
17.5	50	4	33	14	2	8	27			85		3
18.0	28	16	37	12		25	37	2	5	213	8	13
18.5	9	12	51	10	5	19	24	9	3	205	14	37
19.0	3	9	50	2	4	19	17	12	10	143	52	108
19.5	1	4	50		2	11	1	8	13	43	37	106
20.0		2	81		2	30		5	12	14	50	157
20.5		2	63		1	22		1	16	1	22	99
21.0			101			29		4	25		14	150
21.5			55			14			28		8	139
22.0			30			12			25		2	176
22.5			8			2			16			58
23.0						2			6			29
23.5						1						6
24.0									1			
24.5												1
25.0												
25.5												
26.0												
26.5												
27.0												
27.5												
28.0												
SUBTOTAL	315	58	581	86	18	200	131	41	160	864	209	1082
TOTAL		954			304			332			2155	
NO SAMPLES		7			3			3			18	
SHRIMP/LB		102.8			100.1			95.3			91.9	

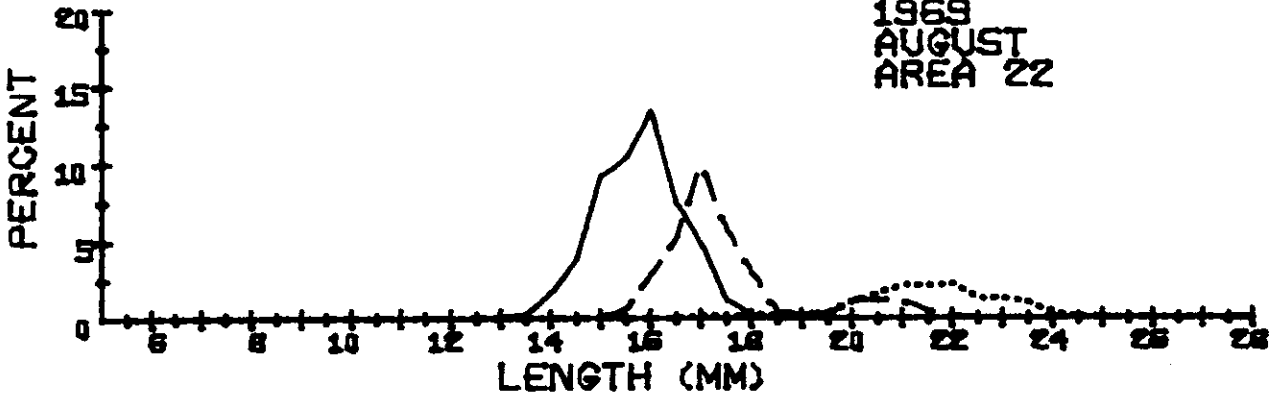


LENGTH	1968			1968			1968			0		
	AREA 28			AREA 28			AREA 28			AREA 0		
	MONTH 8			MONTH 9			MONTH 10			MONTH 0		
	M	T	F	M	T	F	M	T	F	M	T	F
6.0												
6.5												
7.0												
7.5												
8.0												
8.5												
9.0												
9.5												
10.0												
10.5												
11.0												
11.5												
12.0												
12.5												
13.0												
13.5	1											
14.0	3											
14.5	2			1								
15.0	28			8								
15.5	39			12			2					
16.0	68			42			5					
16.5	39	2		45			10					
17.0	72			29			1					
17.5	87	2	1	26			12					
18.0	261	3	6	102	1	2	18					
18.5	269	5	9	153		2	73					
19.0	231	24	54	190	1	8	77					
19.5	46	36	87	73	1	31	37			10		
20.0	18	58	216	29		81	13			35		
20.5		16	118	2	2	76				91		
21.0		15	145	1		124				83		
21.5		4	103			94				81		
22.0		1	139			105				76		
22.5			86			72				107		
23.0			71			89				75		
23.5			20			25				34		
24.0			8			9				15		
24.5			1			3				1		
25.0						1						
25.5												
26.0												
26.5												
27.0												
27.5												
28.0												
SUBTOTAL	1164	166	1064	713	5	722	248	0	608	0	0	0
TOTAL		2394			1440			856			0	
NO SAMPLES		19			10			3			0	
SHRIMP/LB		94.4			88.6			80.2			0.0	

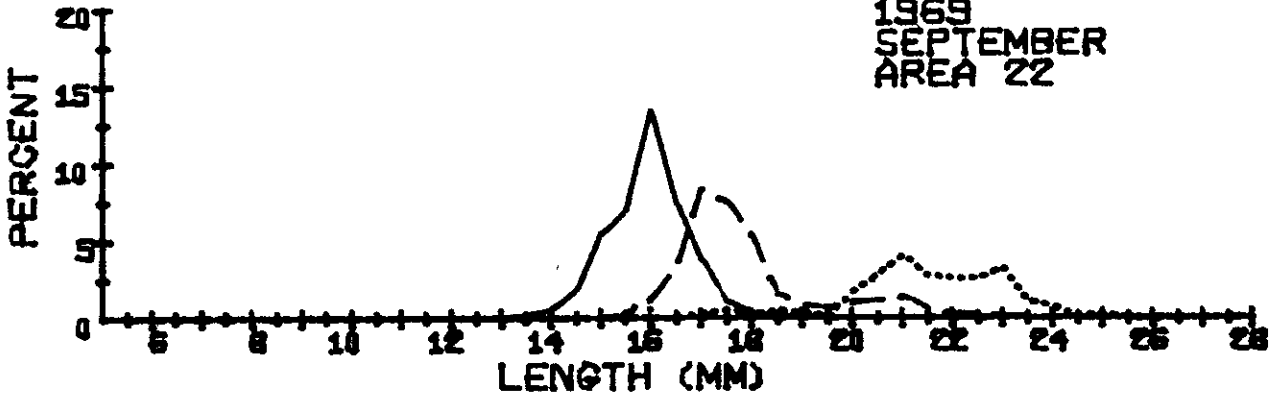


LENGTH	1969 AREA 22 MONTH 3			1969 AREA 22 MONTH 5			1969 AREA 22 MONTH 6			1969 AREA 22 MONTH 7		
	M	T	F	M	T	F	M	T	F	M	T	F
	6.0											
6.5												
7.0												
7.5												
8.0												
8.5												
9.0												
9.5												
10.0												
10.5	1											
11.0	1											
11.5										1		
12.0	4											
12.5	9											
13.0	9							4			2	
13.5	13							9			5	
14.0	11			10				36			26	
14.5	5			6				75			54	
15.0	3			23				213			150	
15.5	1			25				221			156	5
16.0				39				263	20		181	48
16.5	2			33				165	37		116	70
17.0	6	3		24	3			100	83		64	103
17.5	24	13	1	10	3			32	39		24	47
18.0	29	13		1				4	23		3	33
18.5	23	24			4				13			9
19.0	10	16	1		6				36			7
19.5	2	8	3		15	3			50	3		16
20.0	3	8	7		40	6			151	30		52
20.5		6	22		41	10			126	41		42
21.0	4	6	21		41	23			83	61		39
21.5	1	1	12		15	26			51	100		8
22.0			13		10	58			40	201		11
22.5			6		2	46			20	146		5
23.0			7			37			8	96		5
23.5			7			17			1	42		15
24.0			1			12				25		6
24.5			1			7				10		4
25.0						4				6		4
25.5						1				1		
26.0												
26.5												
27.0												
27.5												
28.0												
SUBTOTAL	161	98	102	171	180	250	1122	781	762	782	500	451
TOTAL		361			601			2665			1733	
NO SAMPLES		3			5			18			13	
SHRIMP/LB		96.4			85.8			100.9			101.1	

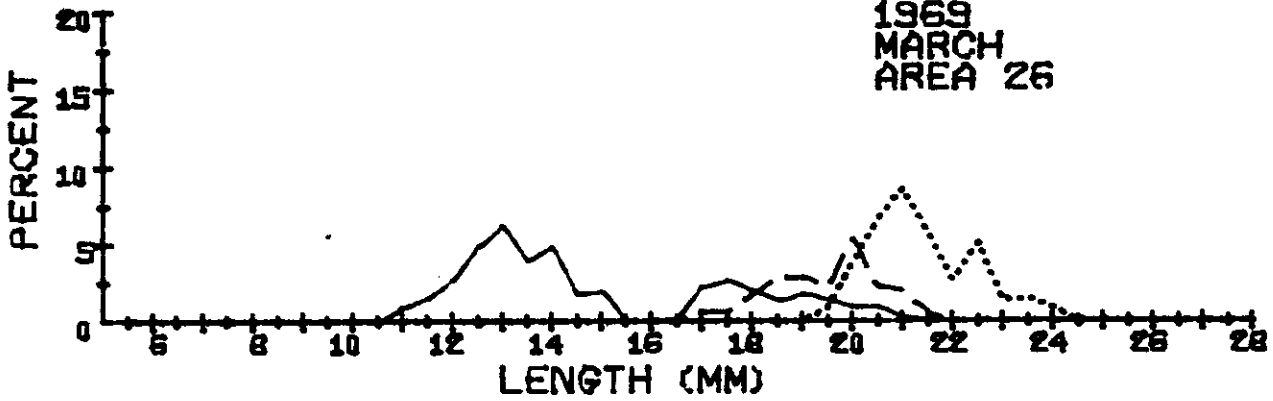
1969
AUGUST
AREA 22



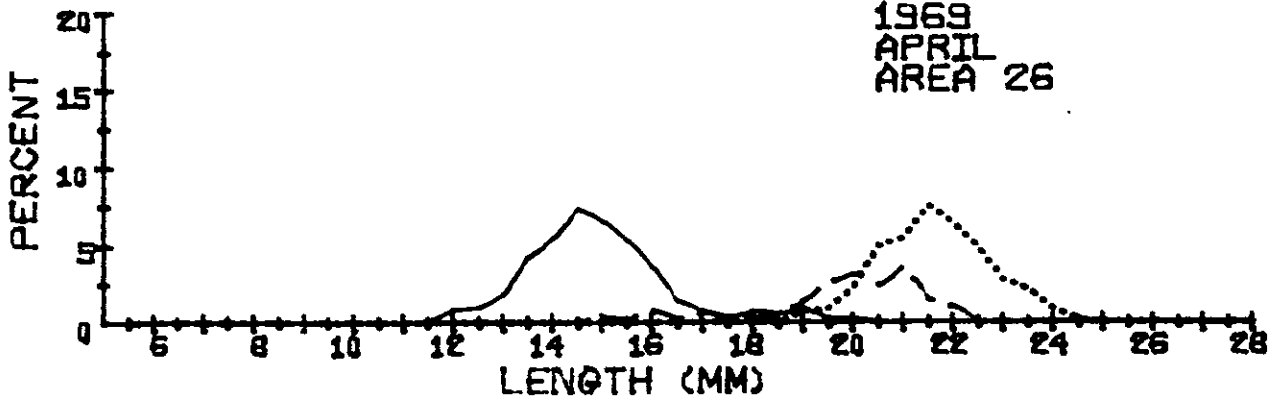
1969
SEPTEMBER
AREA 22



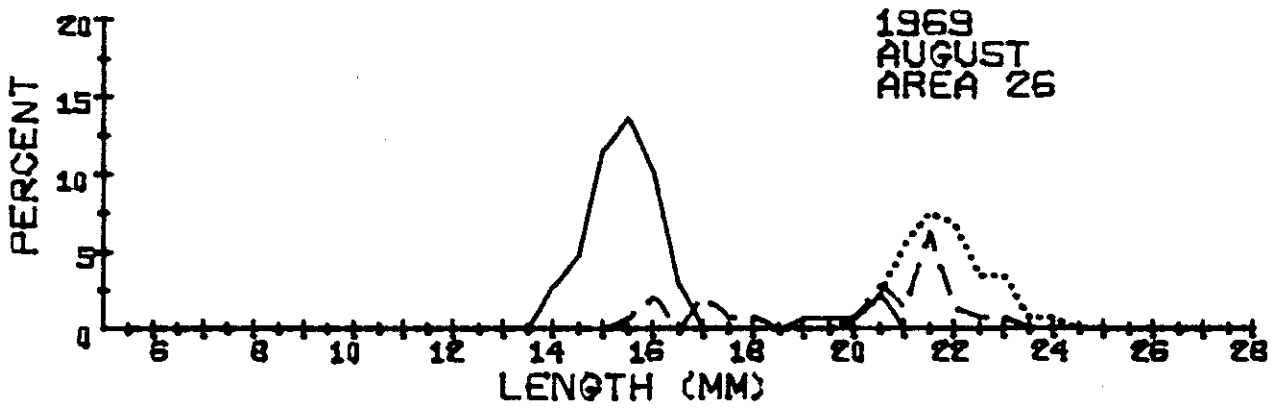
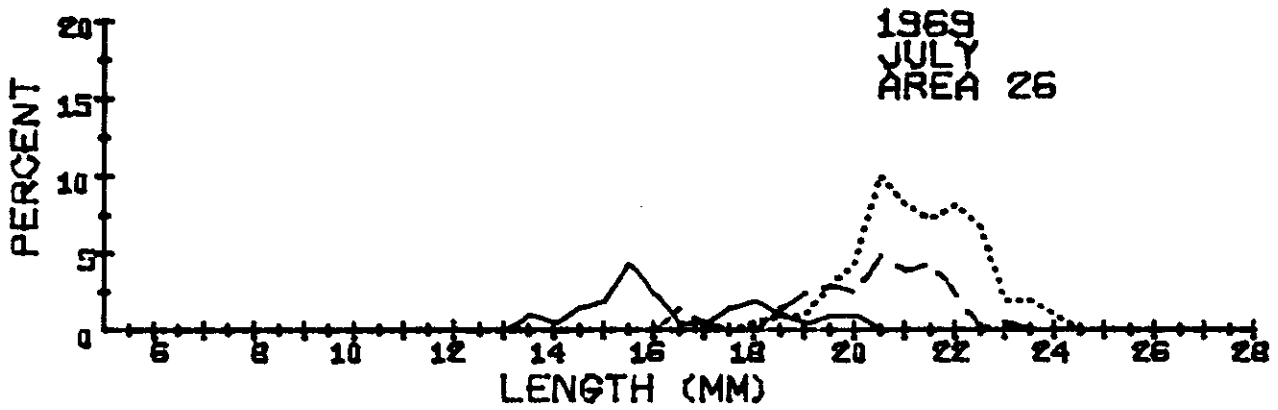
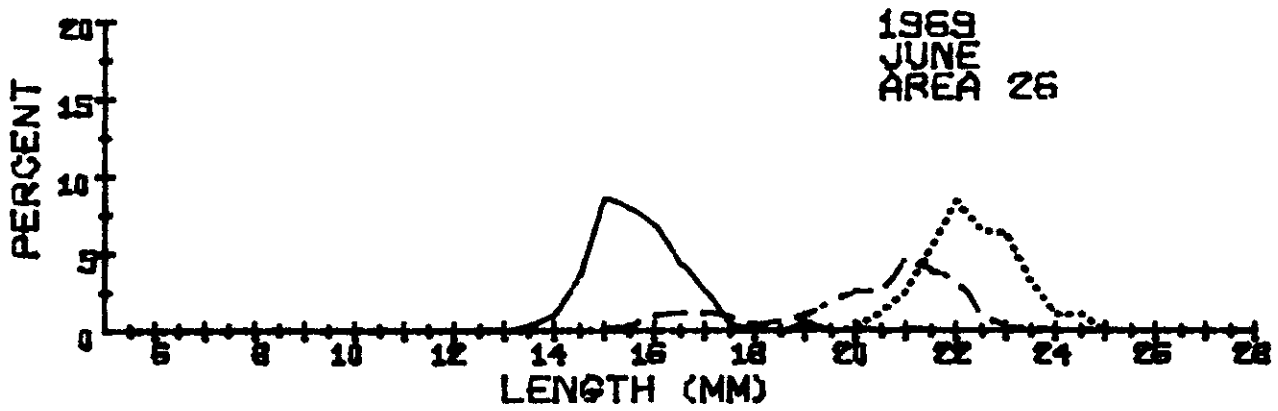

1969
MARCH
AREA 26



1969
APRIL
AREA 26

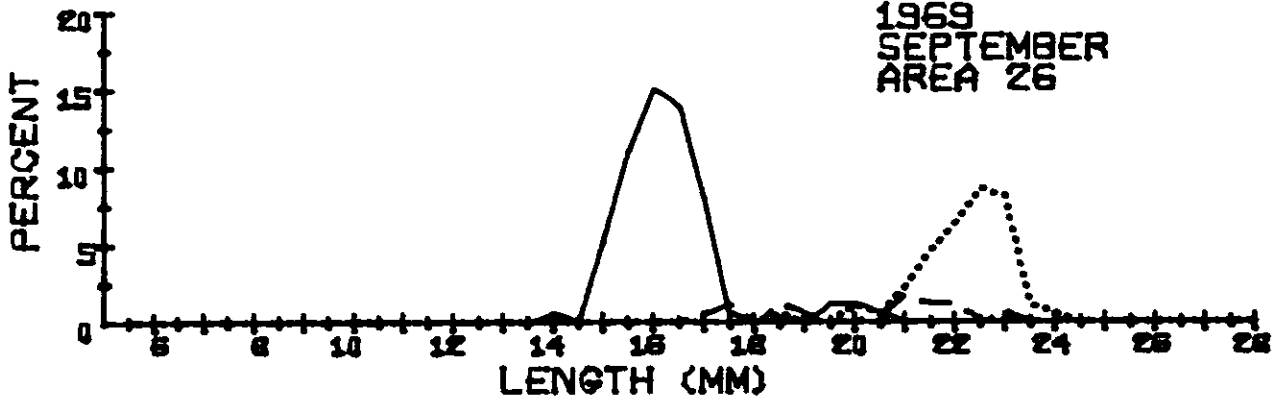


LENGTH	1969 AREA 22 MONTH 8			1969 AREA 22 MONTH 9			1969 AREA 26 MONTH 3			1969 AREA 26 MONTH 4			
	M	T	F	M	T	F	M	T	F	M	T	F	
	6.0												
6.5													
7.0													
7.5													
8.0													
8.5													
9.0													
9.5													
10.0													
10.5													
11.0								4					
11.5								7			1		
12.0								12			8		
12.5								22			9		
13.0	3			1				28			16		
13.5	6			5				18			38		
14.0	34			12				22			48		
14.5	78			37				8			65	1	
15.0	185	2		105				9			58	3	
15.5	207	13		133	7						47	2	
16.0	267	57		257	25	1					32	7	
16.5	147	105	1	141	61		1				12	2	
17.0	96	198	5	73	161	7	10	3			6	6	
17.5	22	113	3	21	142	11	12	3			3	2	
18.0	4	59	6	6	103	5	9	8			7	3	
18.5		8	4	1	30	10	6	13			5	5	
19.0		5	4	1	17	7	8	13			8	12	7
19.5		6	7		12	2	6	10	4		2	22	8
20.0		24	22		20	33	4	24	17		2	28	20
20.5		24	33		23	54	4	10	30			21	44
21.0		21	44		27	78	1	9	39			32	48
21.5		9	42		11	52		2	26			13	67
22.0		3	45		5	50			12			9	57
22.5			25		6	49			23			1	43
23.0			26		2	63			6				24
23.5			20			21			7				19
24.0			7			14			4				8
24.5			1			4							2
25.0			1			4							
25.5													
26.0													
26.5													
27.0													
27.5													
28.0													
SUBTOTAL	1049	647	296	793	652	465	191	95	168	367	169	347	
TOTAL		1992			1910			454			883		
NO SAMPLES		14			14			3			8		
SHRIMP/LB		125.6			110.7			108.1			103.0		

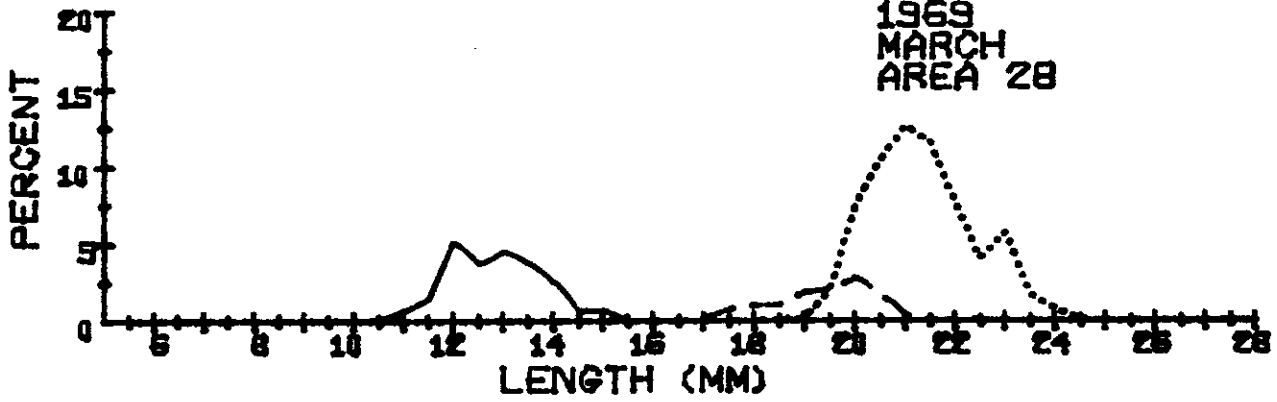


LENGTH	1969 AREA 26 MONTH 5			1969 AREA 26 MONTH 6			1969 AREA 26 MONTH 7			1969 AREA 26 MONTH 8		
	M	T	F	M	T	F	M	T	F	M	T	F
	6.0											
6.5												
7.0												
7.5												
8.0												
8.5												
9.0												
9.5												
10.0												
10.5												
11.0												
11.5												
12.0	1											
12.5	1											
13.0												
13.5	11			2			2					
14.0	28			6			1			4		
14.5	20			21			3			7		
15.0	41	1		49	1		4			17		
15.5	27	4		45	2		9			20	1	
16.0	14	3		39	6		5			15	3	
16.5	4	2		25	7		1	3		4		
17.0	5	1		15	7		1	1			3	
17.5	2	1		2	5		3				1	
18.0	2	3			2		4		1		1	
18.5	3	3	3		4		2	3	2			
19.0	8	16	2	3	6	1	1	5	2	1		
19.5	3	22	5		11		2	6	6	1		
20.0	6	37	11	1	15	2	2	5	9	1	1	1
20.5	6	46	29		15	7		10	21	3	4	3
21.0	1	56	65	1	27	15		8	17		2	8
21.5		35	75		22	31		9	15		9	11
22.0		31	64		19	48		5	17		2	10
22.5		3	55		6	37			14		1	5
23.0		3	25		1	36		1	4		1	5
23.5			13		1	18			4			1
24.0			6			6			2			1
24.5			3			6						
25.0												
25.5												
26.0												
26.5												
27.0												
27.5												
28.0												
SUBTOTAL	191	267	356	209	157	207	40	56	114	73	29	45
TOTAL		814			573			210			147	
NO SAMPLES		7			5			2			2	
SHRIMP/LB		81.0			92.4			83.9			73.9	

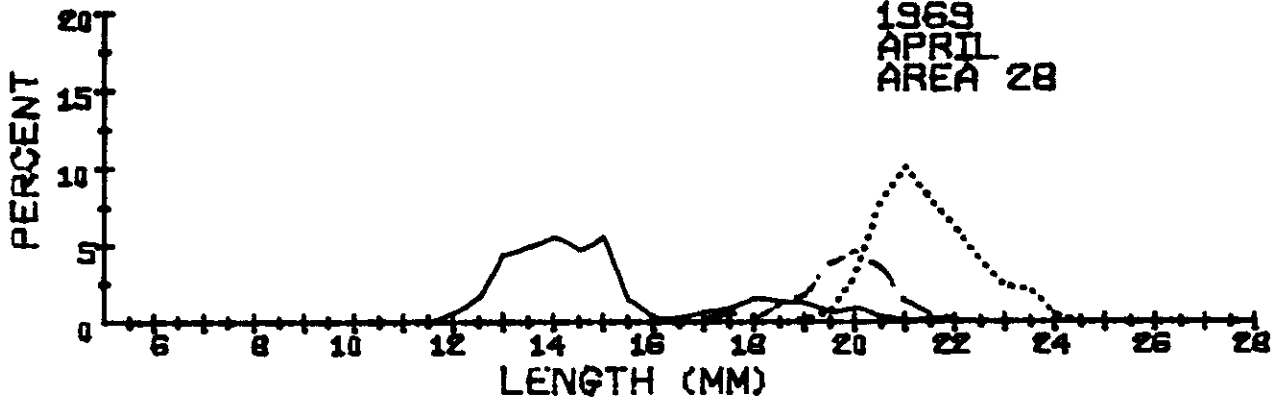
1969
SEPTEMBER
AREA 26



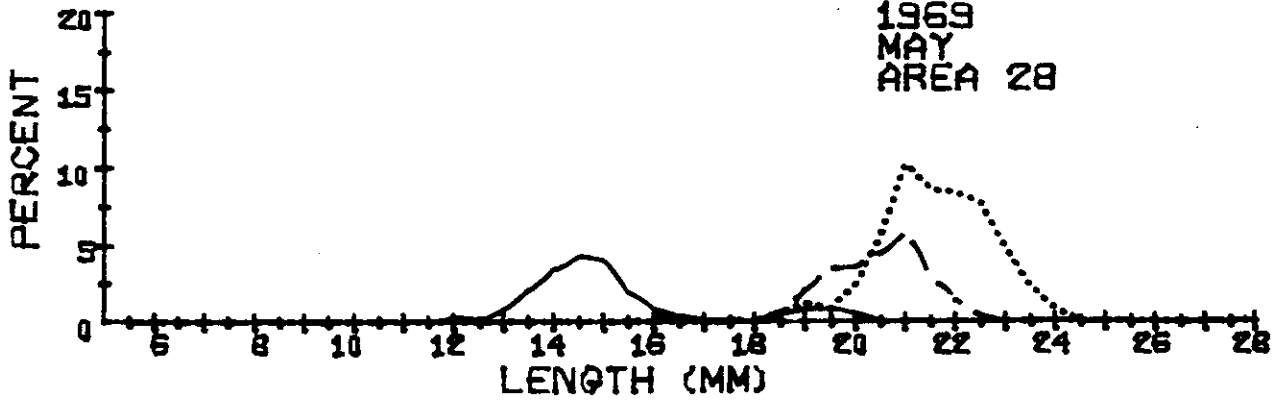
1969
MARCH
AREA 28



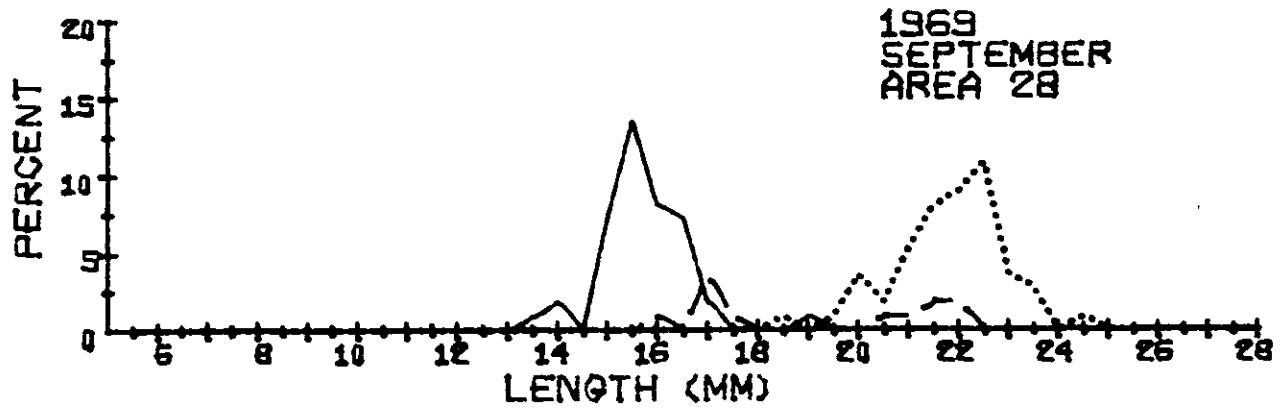



1969
APRIL
AREA 28




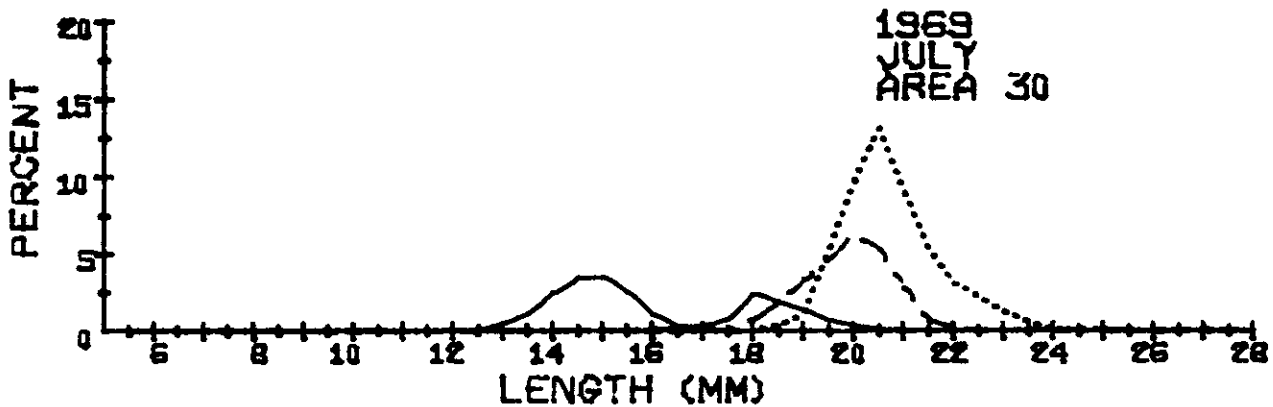


1969
MAY
AREA 28



LENGTH	1969 AREA 26 MONTH 9			1969 AREA 28 MONTH 3			1969 AREA 28 MONTH 4			1969 AREA 28 MONTH 5		
	M	T	F	M	T	F	M	T	F	M	T	F
	6.0											
6.5												
7.0												
7.5												
8.0												
8.5												
9.0												
9.5												
10.0												
10.5				1								
11.0				5			1					
11.5				11								
12.0				38			5			2		
12.5				28			14			1		
13.0				34			37			5		
13.5				28			41			12		
14.0	1			19			46			20		
14.5				5			39			25		
15.0	9			5			46			23		
15.5	19						12			11		
16.0	26						2			5	2	
16.5	24						3			2	2	
17.0	14	1		2			6	2		1		
17.5	1	2		6			8	5		1		1
18.0				8			13	3			1	
18.5		2	1	8	1		11	10		3	4	4
19.0		1		14	2		10	15	2	5	12	7
19.5	2			16	15		5	32	6	5	20	5
20.0	2		2	21	56		8	38	25	3	21	14
20.5	1	1	1	13	78		3	29	65		26	33
21.0		3	4	3	94		1	11	84	1	34	60
21.5		2	8		86		2	4	66		17	50
22.0		2	11	1	57			1	51		8	49
22.5			15		30				33		2	45
23.0		1	14		43				19			28
23.5			2		13				18			13
24.0			1		6				4			5
24.5					1							
25.0												
25.5												
26.0												
26.5												
27.0												
27.5												
28.0												
SUBTOTAL	99	15	59	174	92	482	313	150	373	125	149	314
TOTAL		173			748			836			588	
NO SAMPLES		1			5			5			5	
SHRIMP/LB		104.5			76.1			101.7			90.1	

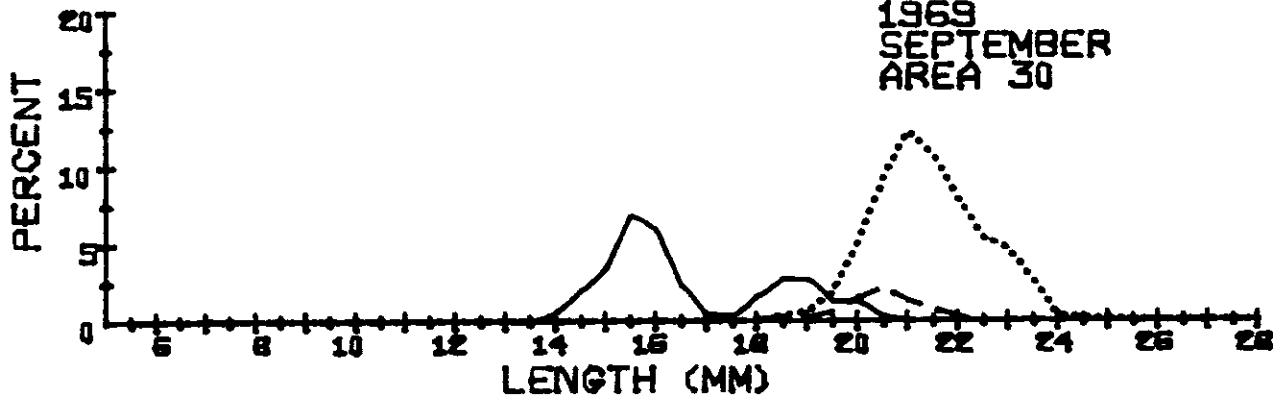


LENGTH	1969 AREA 28 MONTH 6			1969 AREA 28 MONTH 7			1969 AREA 28 MONTH 8			1969 AREA 28 MONTH 9		
	M	T	F	M	T	F	M	T	F	M	T	F
	6.0											
6.5												
7.0												
7.5												
8.0												
8.5												
9.0												
9.5												
10.0												
10.5												
11.0												
11.5	1											
12.0												
12.5	2											
13.0	12			5								
13.5	20			7				1			1	
14.0	62			25				4			2	
14.5	98	1		52				3				
15.0	138	4		60	1			9			8	
15.5	117	8		43	4			9			15	
16.0	61	19		25	5			3	1		9	1
16.5	18	8		4	1			3	1		8	
17.0	7	9			2						2	4
17.5	1	4		1								1
18.0	6	2			2			2				
18.5	10	8	1	1				1	1			1
19.0	13	29	4	6	4				3	2	1	
19.5	17	27	5	5	11	2		2	5			1
20.0	15	66	14	3	18	3		2	2			4
20.5	8	74	30	2	27	9		18	12		1	2
21.0	4	118	83	1	38	33		12	28		1	6
21.5	1	101	131		38	39		8	27		2	9
22.0	1	62	144		7	51			35		2	10
22.5		18	104		4	30			23			12
23.0		4	86			30			14			4
23.5		1	44			13			10			3
24.0			16			9			6			
24.5			4			2			1			1
25.0			2			1						
25.5												
26.0												
26.5												
27.0												
27.5												
28.0												
SUBTOTAL	612	563	668	240	162	222	35	48	165	46	12	53
TOTAL		1843			624			248			111	
NO SAMPLES		13			5			2			1	
SHRIMP/LB		62.4			81.6			78.8			90.7	

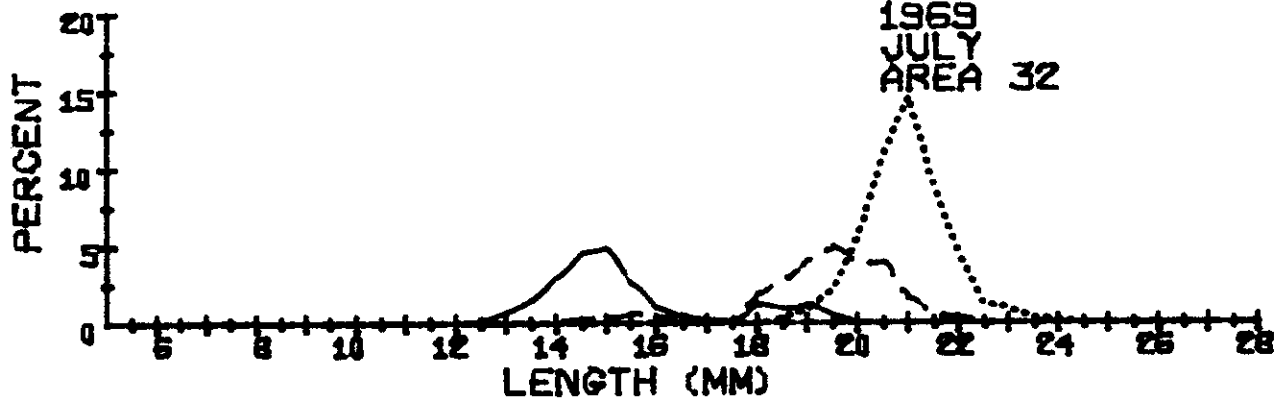


LENGTH	1969 AREA 29 MONTH 8			1969 AREA 30 MONTH 6			1969 AREA 30 MONTH 7			1969 AREA 30 MONTH 8		
	M	T	F	M	T	F	M	T	F	M	T	F
	6.0											
6.5												
7.0												
7.5												
8.0												
8.5												
9.0												
9.5												
10.0												
10.5												
11.0												
11.5												
12.0												
12.5				1			1					
13.0				8			10			5		
13.5				9			23			10		
14.0	2			22	1		49			14		
14.5	8			27			69			39		
15.0	11			37			70			39	1	
15.5	12			7			50	2		46	1	
16.0	15			5			21	3		31	2	
16.5	5	1			1		5	1		10	1	
17.0	2	1		3	3		7	1		1	2	
17.5	1			9	8		17	1		8	1	
18.0	2	1		22	18	1	48	15	1	20	4	
18.5	1	1	1	16	44		37	37	8	21	8	2
19.0		1		23	92	1	26	65	22	13	27	5
19.5	1	2	1	17	90	7	12	93	104	10	28	17
20.0		6	5	5	72	54	7	123	190	1	35	51
20.5		4	16	2	27	113	2	105	260	1	40	91
21.0		4	16		11	163		57	181		17	132
21.5		3	24			112		13	105		3	106
22.0			28			66		3	62		1	71
22.5			30			30			44			38
23.0			27			21			25			22
23.5			19			16			11			12
24.0			8			2			1			7
24.5			4			2			1			1
25.0			1						1			1
25.5												
26.0												
26.5												
27.0												
27.5												
28.0												
SUBTOTAL	60	24	180	213	367	588	454	519	1016	269	171	556
TOTAL		264			1168			1989			996	
NO SAMPLES		1			10			15			8	
SHRIMP/LB		74.7			93.3			95.1			92.7	

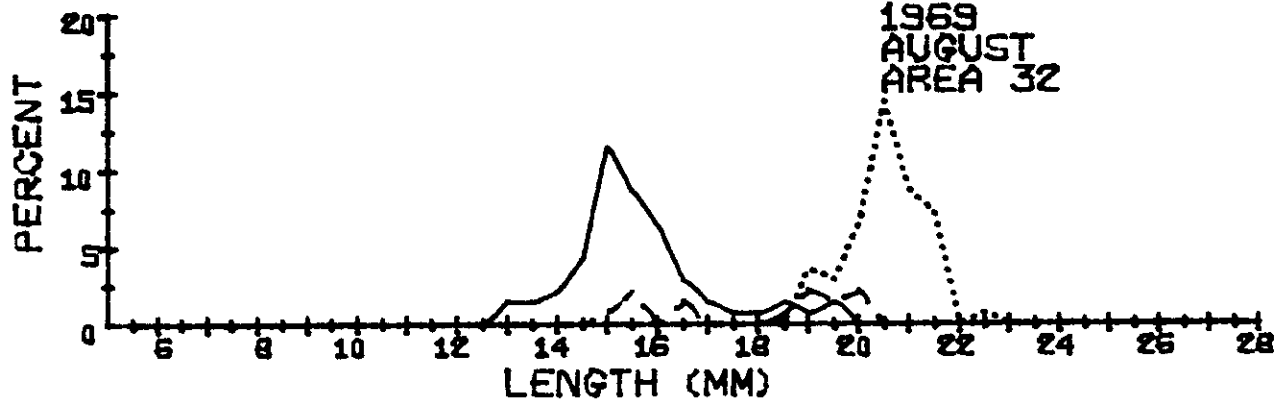
1969
SEPTEMBER
AREA 30



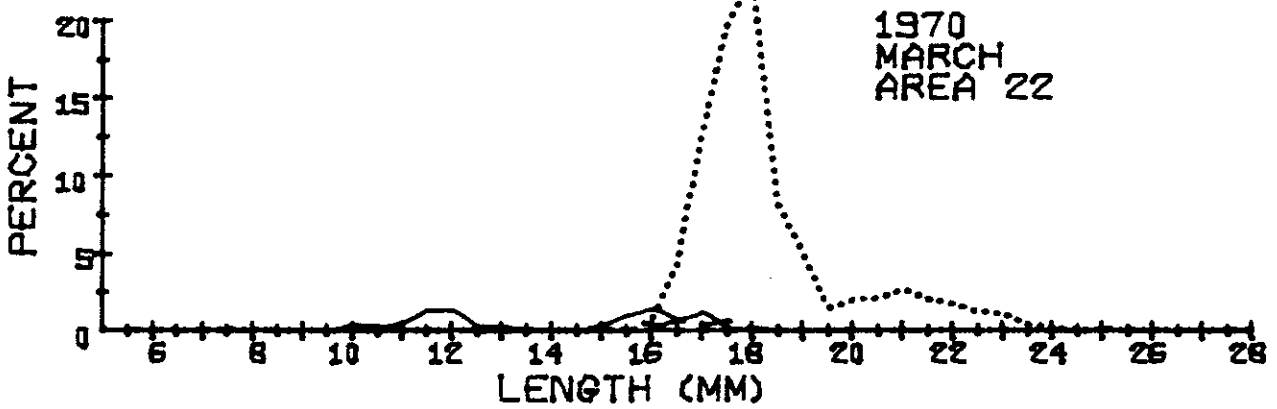
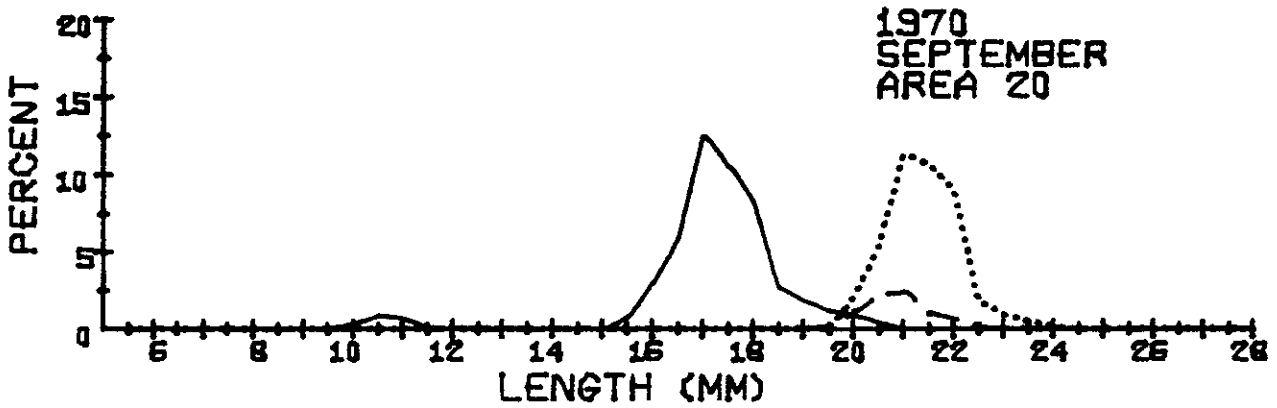
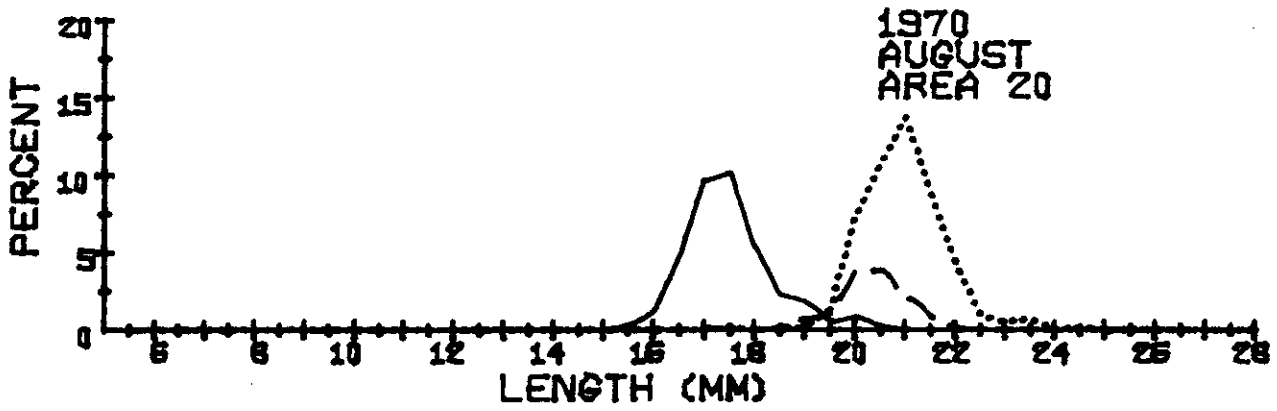
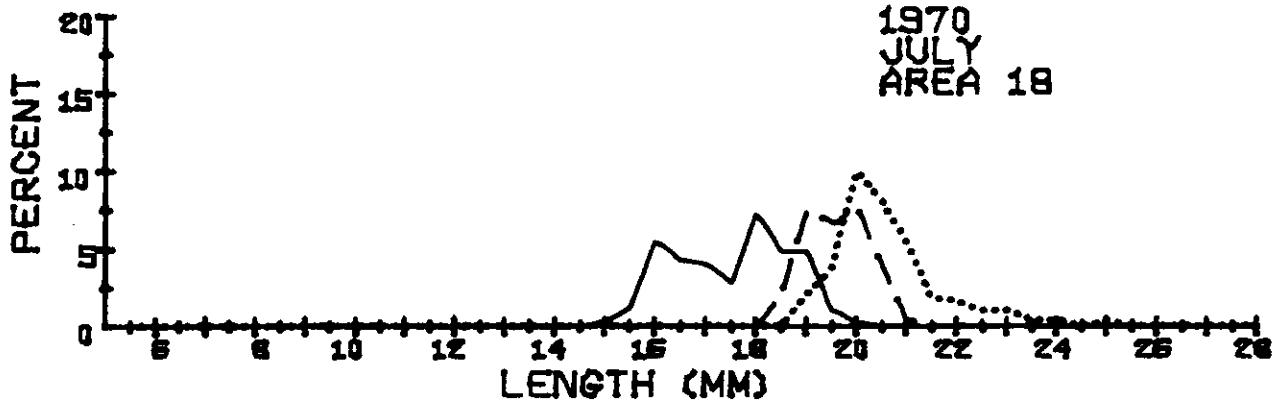
1969
JULY
AREA 32



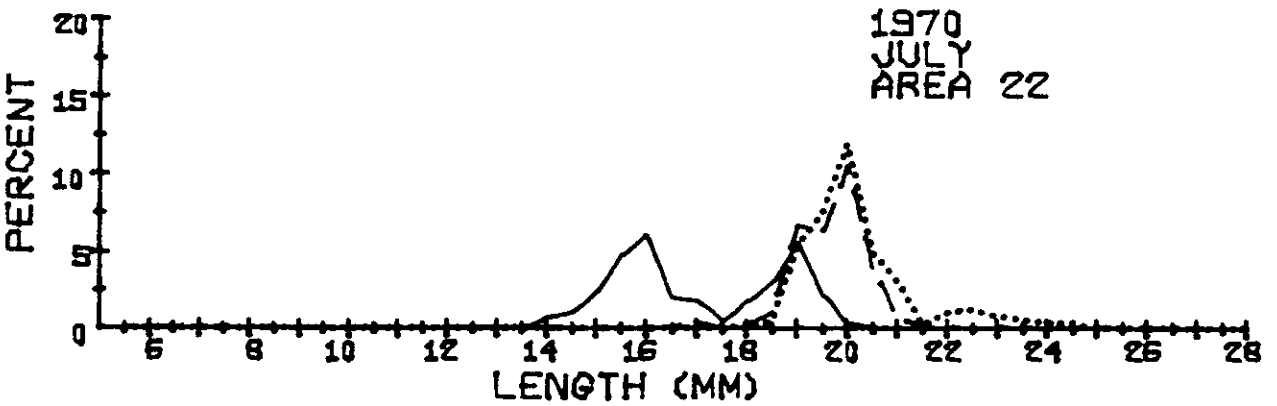
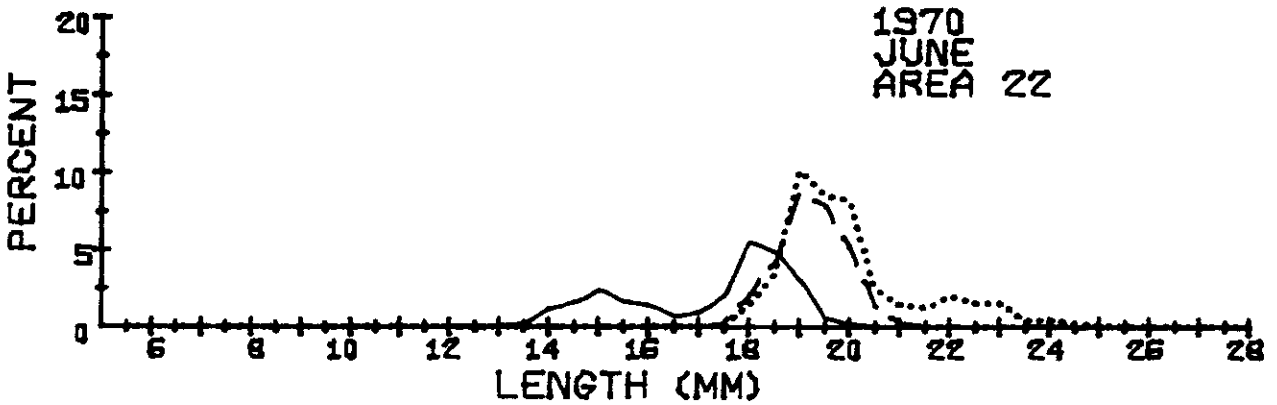
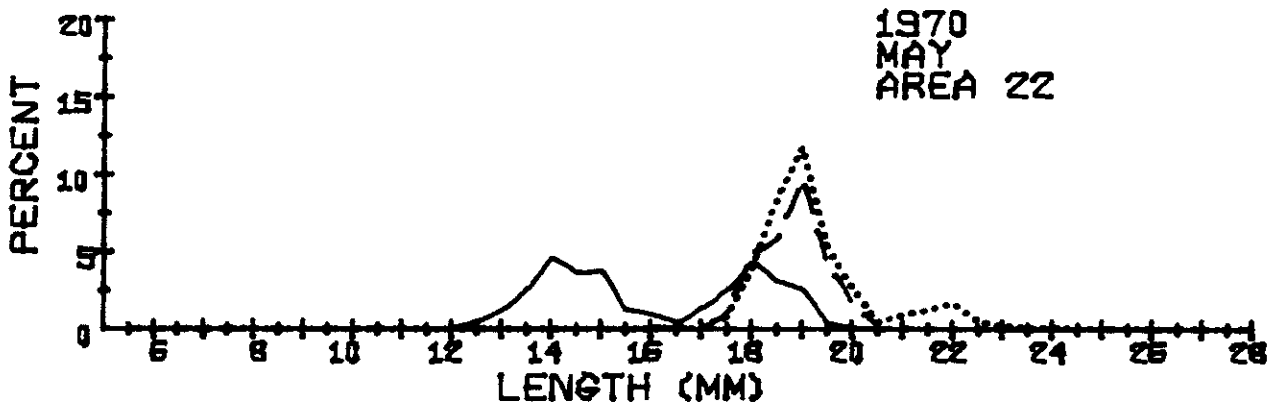
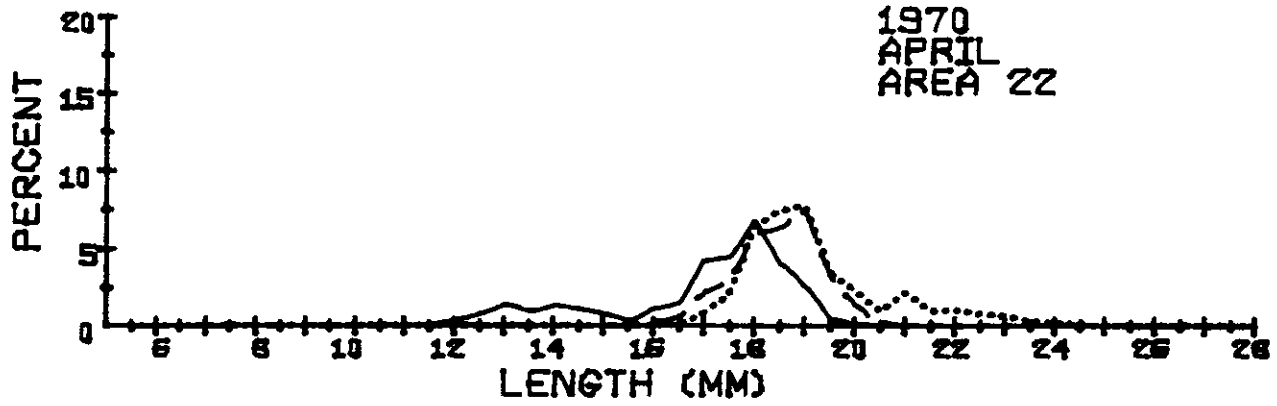
1969
AUGUST
AREA 32



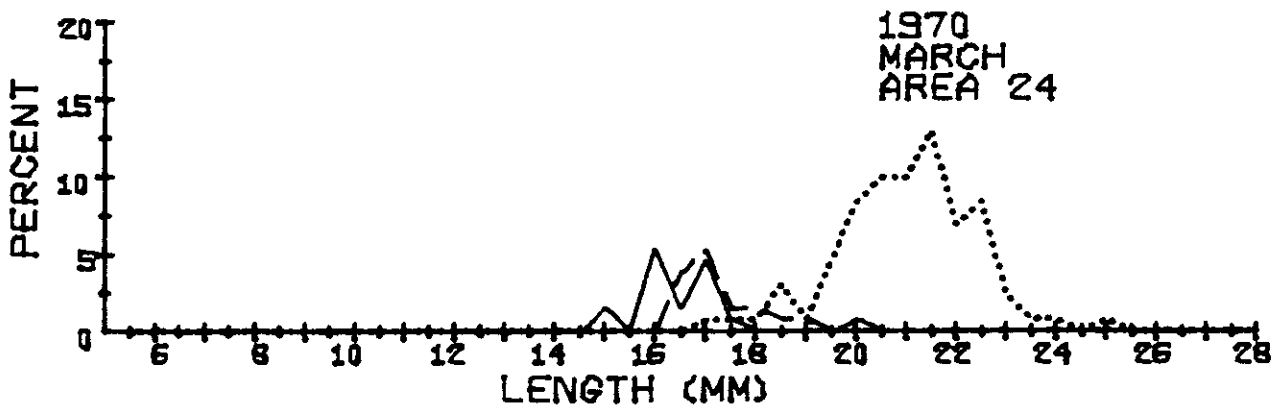
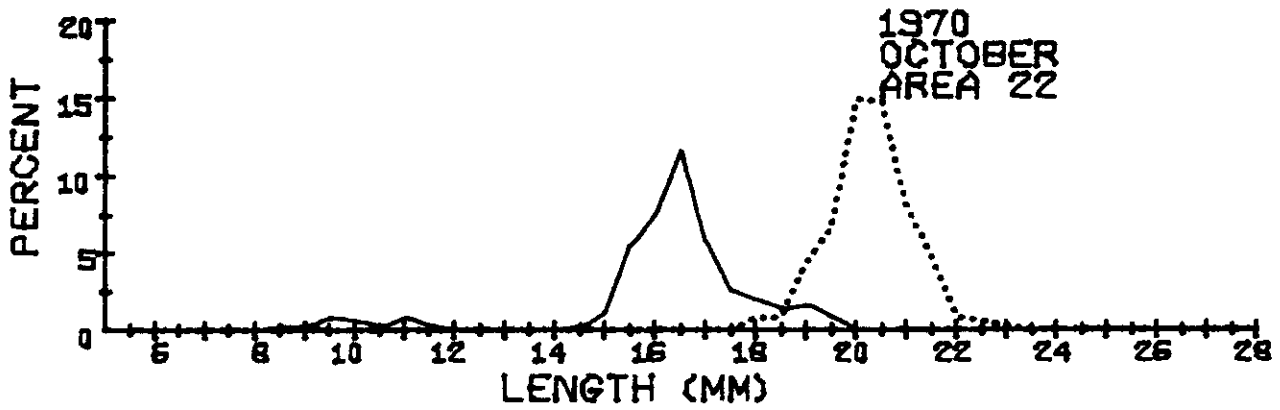
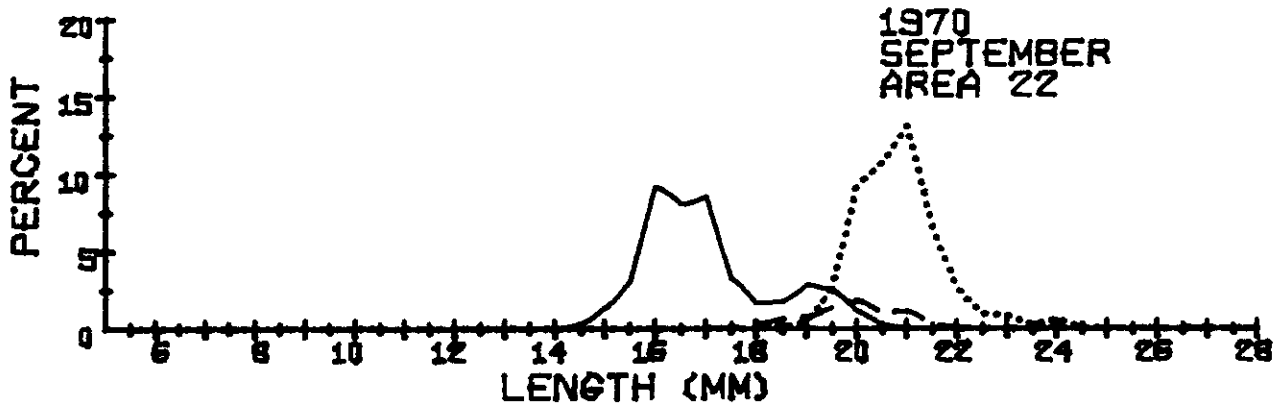
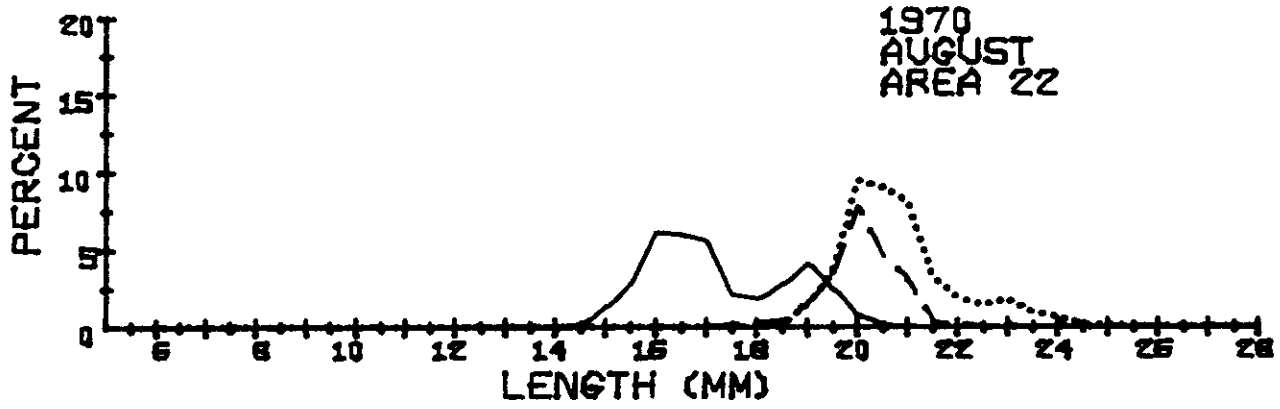
LENGTH	1969			1969			1969			0		
	AREA 30			AREA 32			AREA 32			AREA 0		
	MONTH 9			MONTH 7			MONTH 8			MONTH 0		
	M	T	F	M	T	F	M	T	F	M	T	F
6.0												
6.5												
7.0	1											
7.5												
8.0												
8.5												
9.0												
9.5												
10.0												
10.5												
11.0												
11.5												
12.0				1								
12.5				2								
13.0				7					2			
13.5				14					2			
14.0	5			27	1				3			
14.5	18			42	3				6			
15.0	30			45	3			16	1			
15.5	60			24	6			12	3			
16.0	52			9	3			9				
16.5	20			3	5			4	2			
17.0	4			2				2				
17.5	3			1	2			1				
18.0	14	1		11	17			1				
18.5	24	3	3	8	25	3		2	1			
19.0	24	2	6	11	37	9		1	3	5		
19.5	11	6	16	4	45	20		2	2	4		
20.0	11	13	44		35	51			3	9		
20.5	2	19	80		36	101				20		
21.0		11	108	1	15	134				12		
21.5		7	94		5	81				10		
22.0		2	70		3	41						
22.5			47			11				1		
23.0			41			9						
23.5			23			3						
24.0			3			2						
24.5			2									
25.0			1									
25.5												
26.0												
26.5												
27.0												
27.5												
28.0												
SUBTOTAL	279	64	538	212	241	465	63	15	61	0	0	0
TOTAL		881			918			139			0	
NO SAMPLES		7			7			1			0	
SHRIMP/LB		90.6			100.7			117.6			0.0	



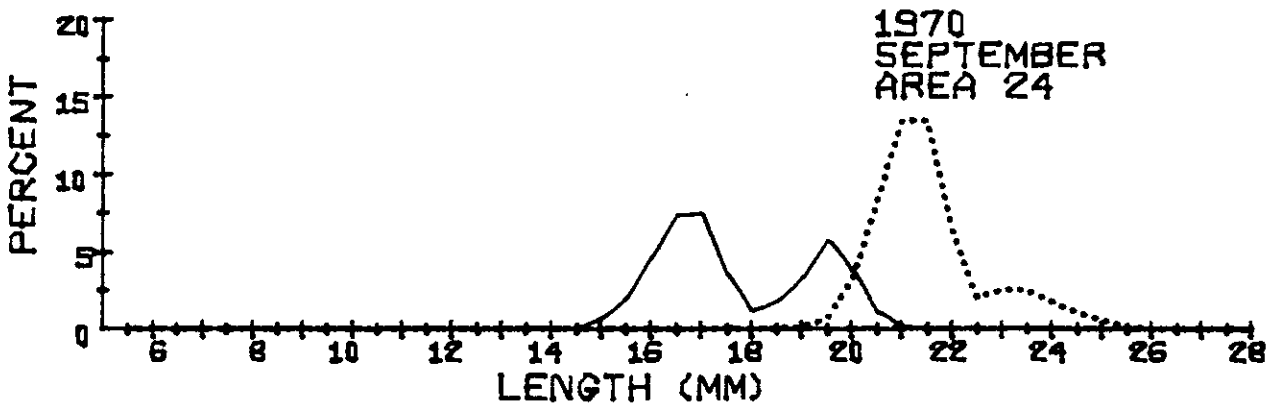
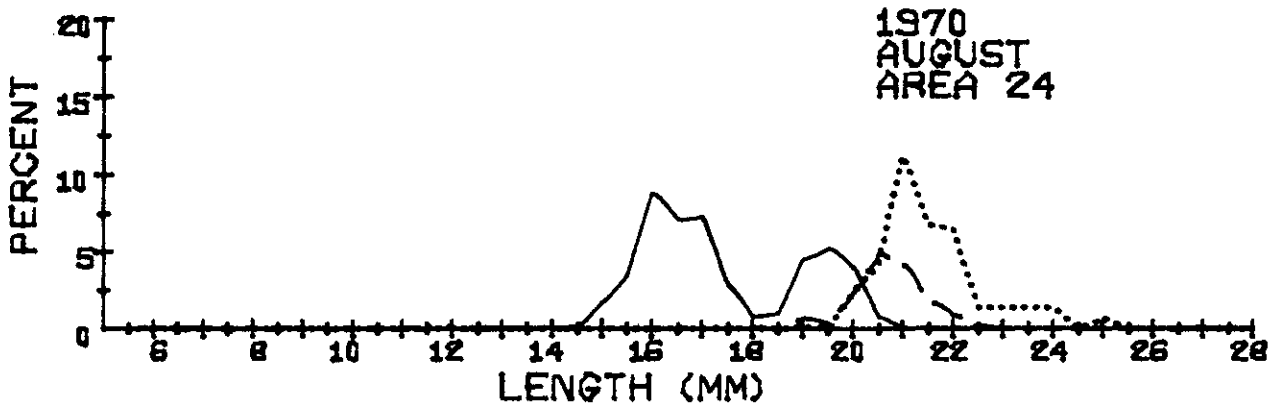
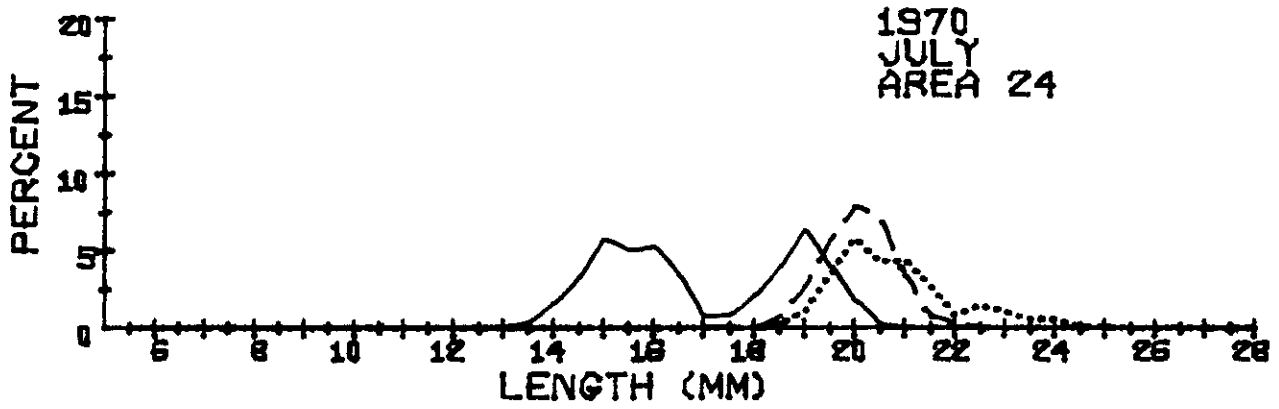
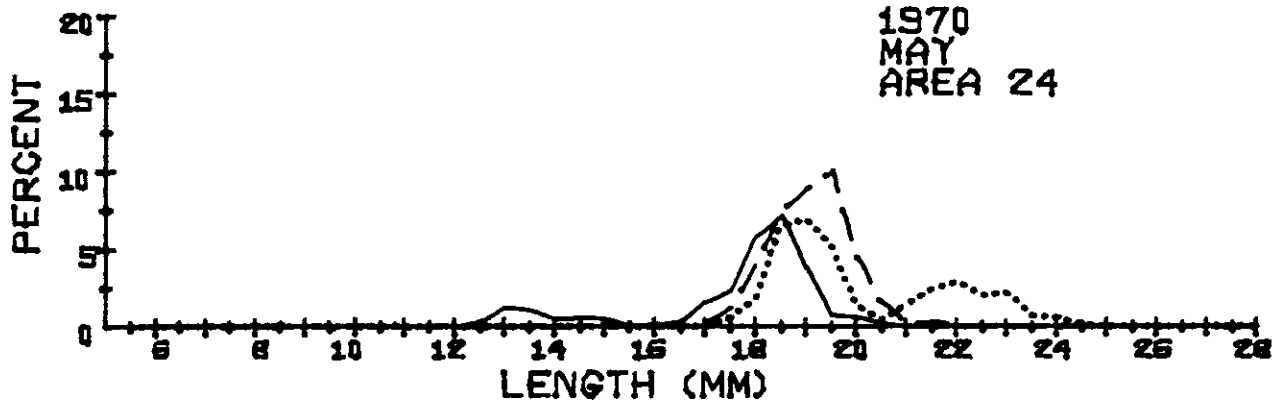
LENGTH	1970 AREA 18 MONTH 7			1970 AREA 20 MONTH 8			1970 AREA 20 MONTH 9			1970 AREA 22 MONTH 3			
	M	T	F	M	T	F	M	T	F	M	T	F	
	6.0												
6.5													
7.0													
7.5													
8.0													
8.5								1					
9.0								1					
9.5								1					
10.0								3			3		
10.5								7			2		
11.0								5			4		
11.5								1			10		
12.0											10		
12.5											2		
13.0											2		
13.5													
14.0													
14.5													
15.0	2										3		
15.5	6			3				6			8		
16.0	27			10				23			11	2	5
16.5	21			40				46			5	5	32
17.0	20			80	1			98			9	3	96
17.5	14			84	1	1		82			1	5	150
18.0	36			45				65	1			1	170
18.5	24	10		19	2	1		21					62
19.0	24	37	10	15	6	2		14	1	1			38
19.5	5	33	19	5	9	11		9	2				11
20.0	1	39	50	7	31	60		7	9	16			15
20.5		19	40	2	32	88		3	17	42			16
21.0		2	27		19	113			19	88			20
21.5			9		7	74			8	83			15
22.0			8		1	36			5	70			13
22.5			5			8			1	14			9
23.0			5			4				7			8
23.5			2			6				4			3
24.0			2							1			1
24.5						2							
25.0			2										1
25.5													
26.0													
26.5													
27.0													
27.5													
28.0													
SUBTOTAL	180	140	179	310	109	406	393	63	326	70	16	665	
TOTAL		499			825			782			751		
NO SAMPLES		3			4			4			6		
SHRIMP/LB		95.4			88.7			100.1			107.5		






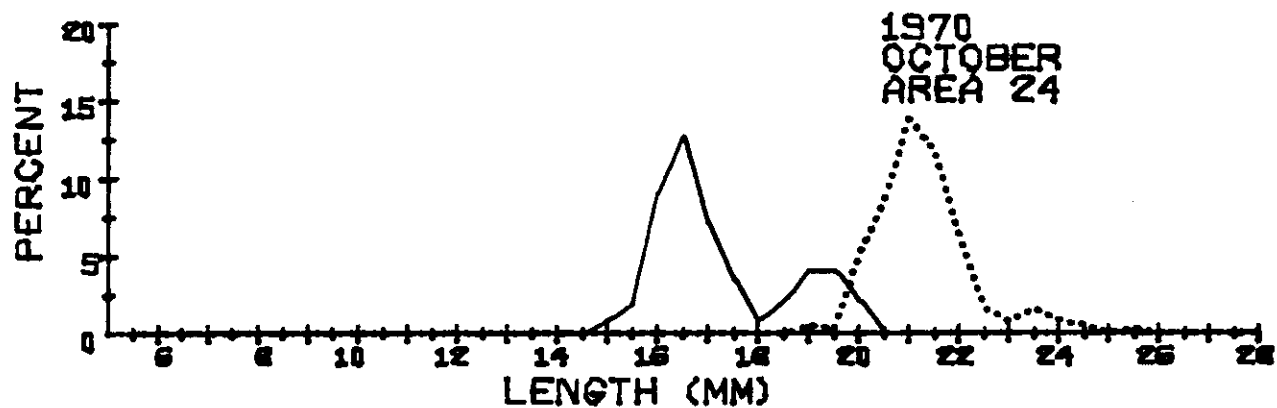
LENGTH	1970 AREA 22 MONTH 4			1970 AREA 22 MONTH 5			1970 AREA 22 MONTH 6			1970 AREA 22 MONTH 7		
	M	T	F	M	T	F	M	T	F	M	T	F
	6.0											
6.5												
7.0												
7.5												
8.0												
8.5												
9.0												
9.5												
10.0												
10.5												
11.0												
11.5	6											
12.0	16			2								
12.5	32			8								
13.0	56			17			4					
13.5	37			34			10					
14.0	54			61			40			4		
14.5	42			48			53			6		
15.0	30			51			80			13		
15.5	12		1	17			55			27		
16.0	45	7	1	13	2		46	1		34		
16.5	61	24	4	6	1		23	4	2	11	1	
17.0	167	87	35	19	2	2	34	2	1	10	2	
17.5	178	115	81	34	14	11	69	11	5	3		1
18.0	267	236	253	57	65	52	182	72	48	10	2	
18.5	158	254	295	41	78	112	160	140	114	17	6	3
19.0	102	295	307	34	130	157	102	289	335	31	37	30
19.5	17	126	136	5	55	70	19	256	282	12	35	42
20.0	7	51	89	1	24	36	7	171	269	2	59	67
20.5		5	37		1	6		43	81		22	27
21.0		1	85			13		7	48		4	17
21.5			37			17			40			1
22.0			41			22			66			6
22.5			30			7			51			7
23.0			26			3			50			4
23.5			11			1			13			3
24.0			7			2			16			2
24.5			2						6			2
25.0						1			4			
25.5			1			1						
26.0												
26.5												
27.0												
27.5												
28.0												
SUBTOTAL	1287	1201	1479	448	372	513	884	996	1431	180	168	212
TOTAL		3967			1333			3311			560	
NO SAMPLES		24			8			20			3	
SHRIMP/LB		118.6			116.5			96.1			92.6	



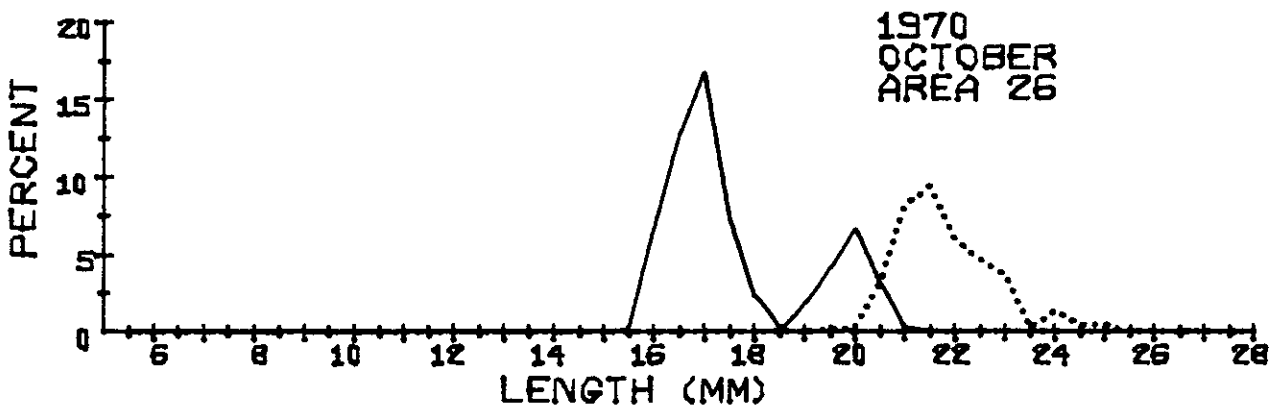
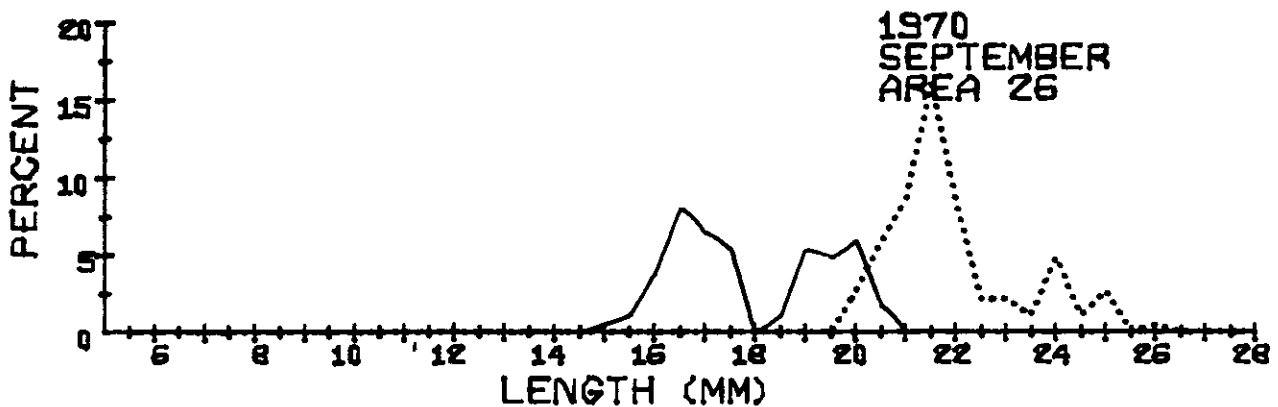
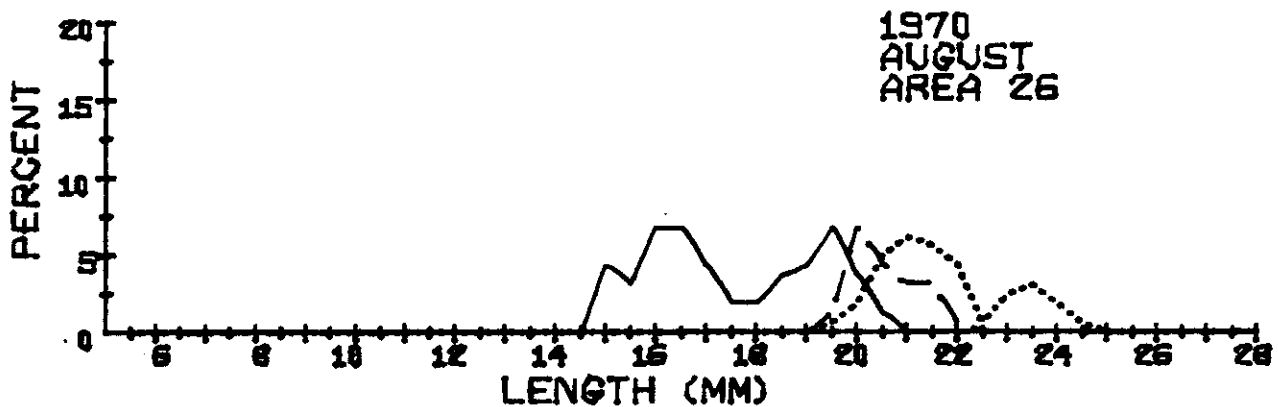
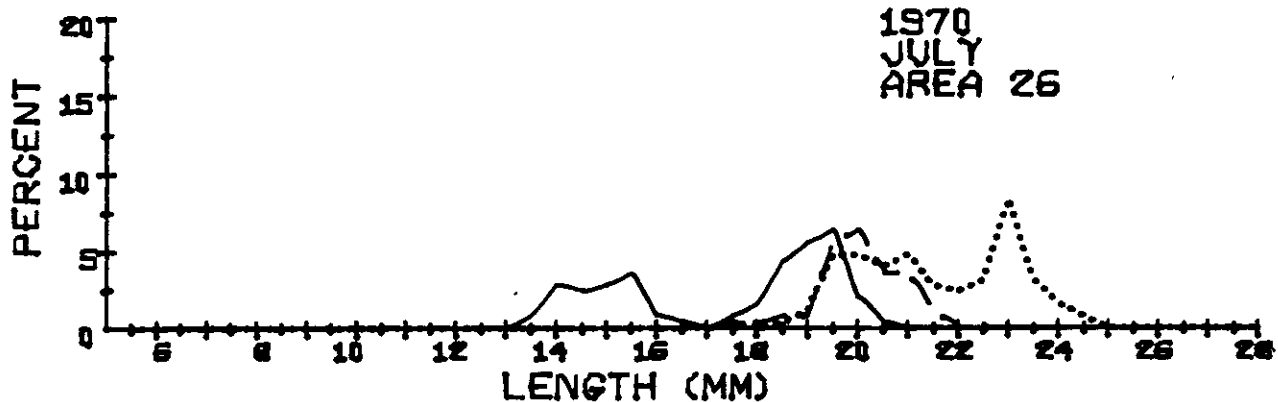
LENGTH	1970 AREA 22 MONTH 8			1970 AREA 22 MONTH 9			1970 AREA 22 MONTH 10			1970 AREA 24 MONTH 3		
	M	T	F	M	T	F	M	T	F	M	T	F
	6.0											
6.5												
7.0												
7.5												
8.0												
8.5								1				
9.0								1				
9.5								3				
10.0								2				
10.5								1				
11.0								3				
11.5								1				
12.0												
12.5												
13.0												
13.5												
14.0	1											
14.5	8			5				1				
15.0	41			18				4		2		
15.5	87			40				20				
16.0	188			120				27		7		
16.5	184			105				42		2	5	
17.0	171	2		112	1			21		6	7	1
17.5	64	8		42	2			9		1	2	1
18.0	56	9	1	22	4			7			2	1
18.5	86	14	3	24	9	1		5			1	4
19.0	125	50	46	37	10	6		6			1	1
19.5	75	104	108	32	18	34		3				6
20.0	23	239	291	15	24	121				1		11
20.5	4	142	277	3	14	140						13
21.0		95	247		15	171						13
21.5		10	98		4	86						17
22.0		4	58		1	34						9
22.5			43			13						11
23.0			55			11						3
23.5			28			3						1
24.0			20			8						1
24.5			5			1						
25.0			3									1
25.5			1									
26.0												
26.5												
27.0												
27.5												
28.0												
SUBTOTAL	1113	677	1284	575	102	629	157	0	205	19	18	94
TOTAL		3074			1306			362			131	
NO SAMPLES		17			8			2			1	
SHRIMP/LB		89.4			89.2			104.9			95.1	



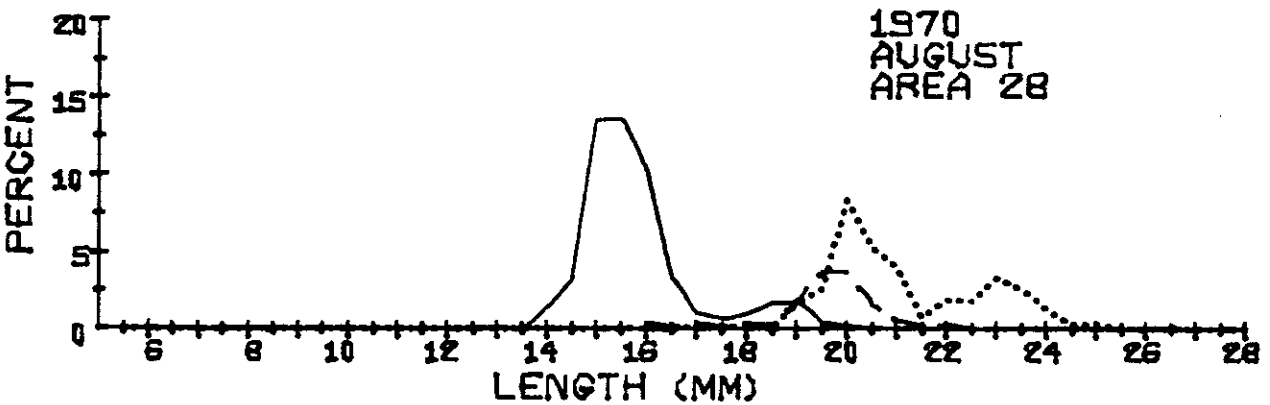
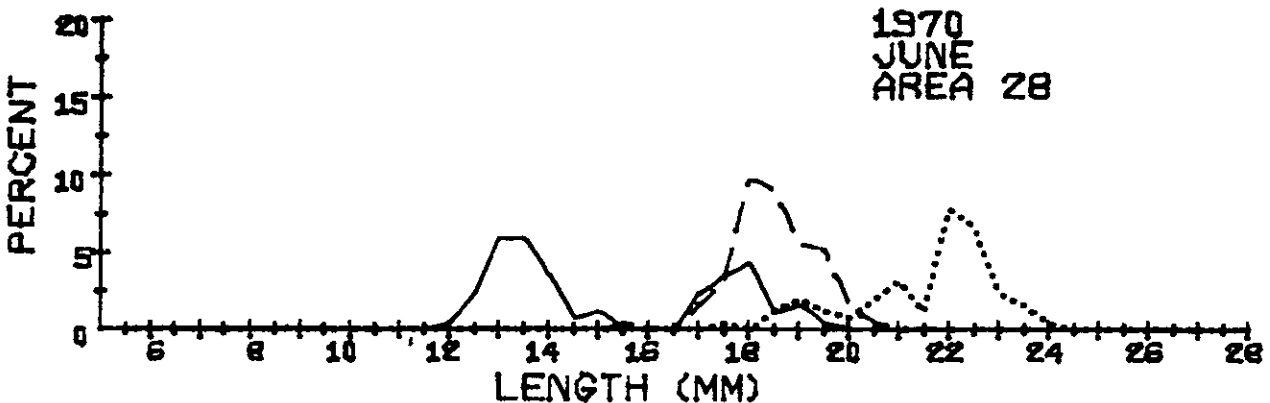

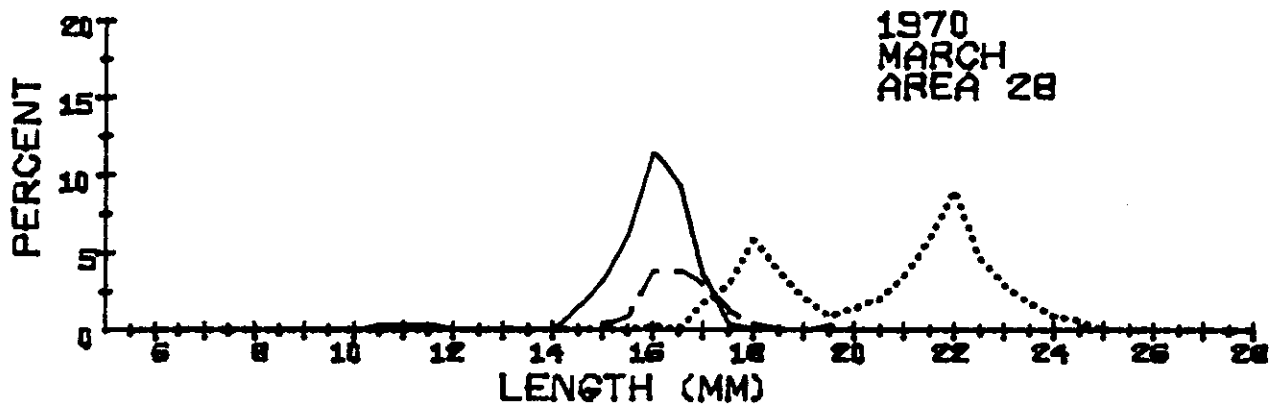
LENGTH	1970 AREA 24 MONTH 5			1970 AREA 24 MONTH 7			1970 AREA 24 MONTH 8			1970 AREA 24 MONTH 9		
	M	T	F	M	T	F	M	T	F	M	T	F
	6.0				1							
6.5												
7.0												
7.5												
8.0												
8.5												
9.0												
9.5											1	
10.0											1	
10.5												
11.0												
11.5												
12.0												
12.5	2											
13.0	8			1								
13.5	7			4								
14.0	3			17								
14.5	4			35			1				1	
15.0	3			60			10				10	
15.5				53			20				29	
16.0	1			56			51				68	
16.5	2			36			41				110	
17.0	11	2		8	1		42				111	
17.5	16	8	4	9	1		16				52	2
18.0	40	28	13	22	1		5				18	1
18.5	49	51	45	42	8	2	6				27	1
19.0	26	61	48	67	28	12	26	4	1		49	3
19.5	5	69	36	42	60	36	30	2			85	1 11
20.0	4	31	9	19	83	62	23	13	14		57	1 47
20.5	1	10	3	2	76	45	4	28	24		16	2 122
21.0		1	10		36	47		24	65		2	1 200
21.5		2	17		8	29		11	39			200
22.0			20		3	9		5	37			1 95
22.5			14			16		1	8			30
23.0			15			11			8			38
23.5			5			6			8			38
24.0			4			6			8			26
24.5			1			1						16
25.0						1			4			9
25.5												2
26.0												
26.5												
27.0												
27.5												
28.0												
SUBTOTAL	182	263	244	474	305	283	275	88	216	637	8	839
TOTAL		689			1062			579			1484	
NO SAMPLES		3			6			3			8	
SHRIMP/LB		102.1			102.8			96.0			84.1	



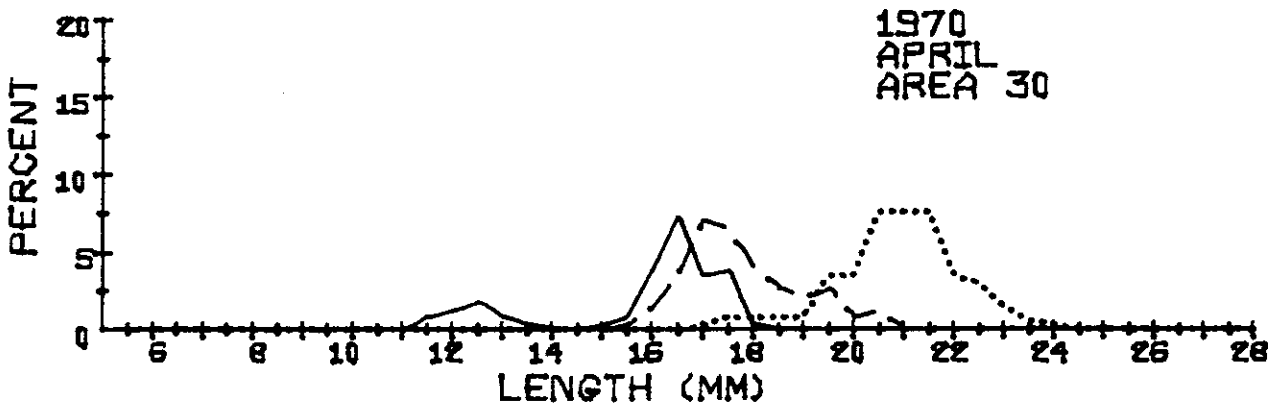
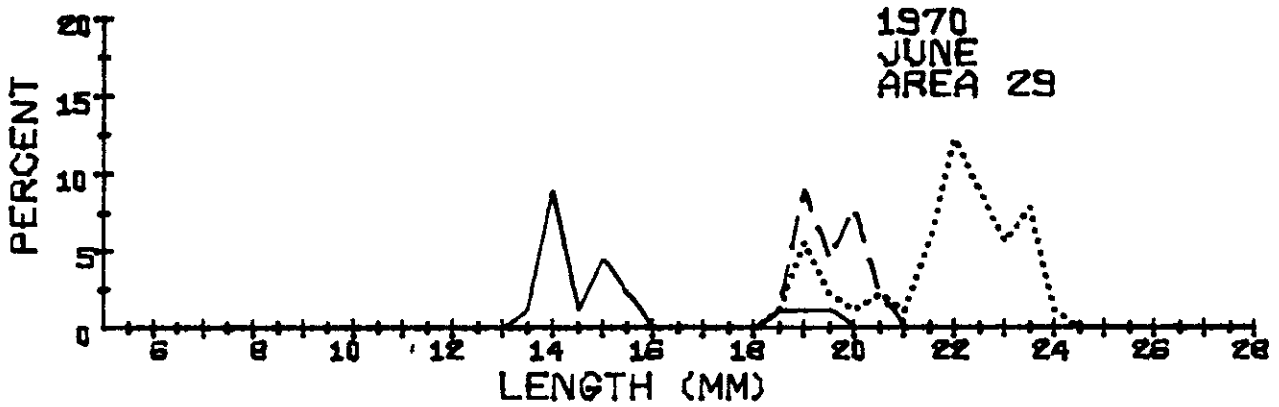
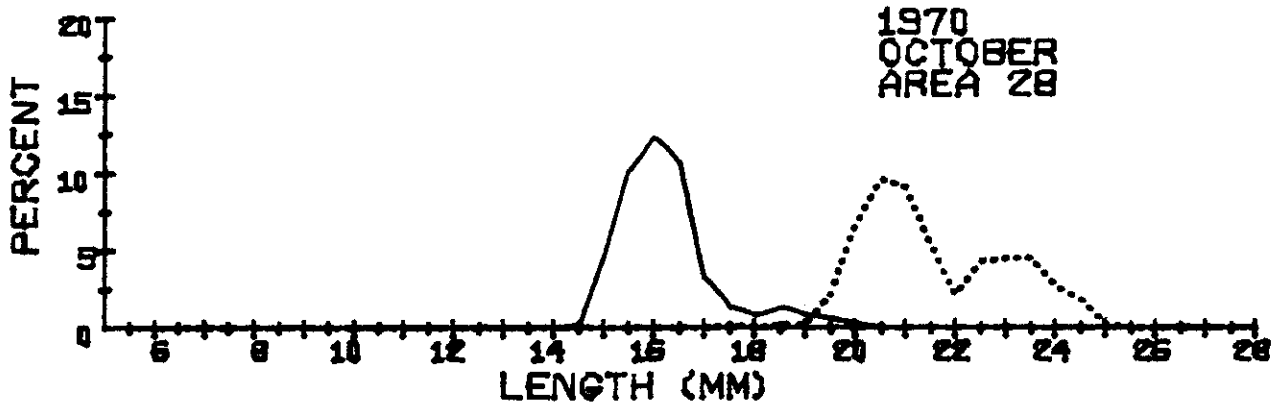
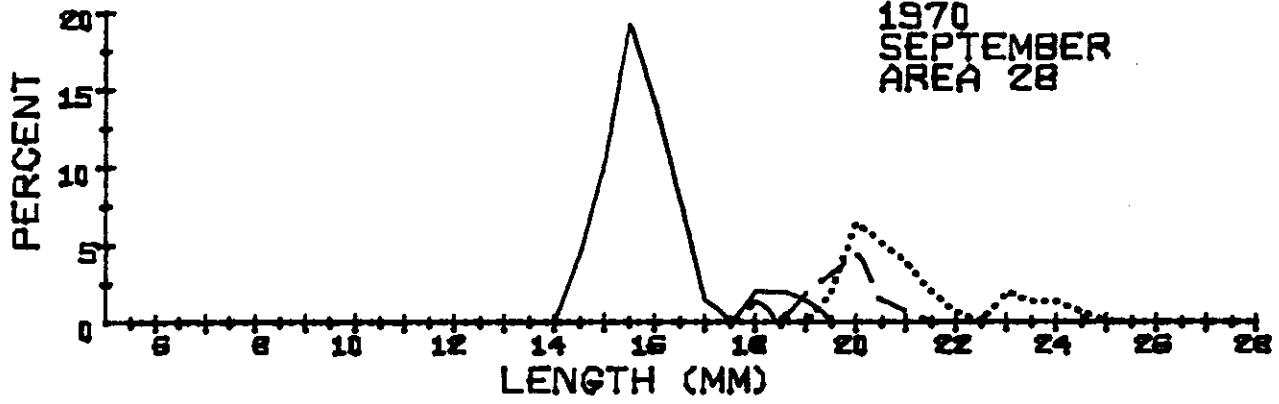
LENGTH	1970 AREA 24 MONTH 10			1970 AREA 26 MONTH 3			1970 AREA 26 MONTH 4			1970 AREA 26 MONTH 5		
	M	T	F	M	T	F	M	T	F	M	T	F
6.0												
6.5												
7.0												
7.5												
8.0												
8.5												
9.0												
9.5												
10.0												
10.5				1								
11.0				9								
11.5				18								
12.0				27			5					
12.5				17			11			4		
13.0				12			14			7		
13.5				1			4			10		
14.0				1			1			10		
14.5							2			6		
15.0	3			2						1		
15.5	7			11	1		1					
16.0	34			29	5		3					
16.5	48			67	18		4	2				
17.0	27			93	46	2	10	6		2		1
17.5	13			109	82	9	30	19	3	9	3	2
18.0	3			79	86	20	47	42	10	29	11	5
18.5	8			19	52	13	28	46	11	30	16	5
19.0	15		2	2	26	5	22	48	9	14	37	16
19.5	15		1	1	9	2	6	44	6	4	41	11
20.0	8		19	4	2	7	2	32	8	1	24	7
20.5			32		3	16		6	5		8	1
21.0			52	1	7	30		6	14		4	2
21.5			44		2	61			27		2	3
22.0			24			65		1	43		1	17
22.5			6			43		1	24			10
23.0			3		1	20		1	18		1	6
23.5			6			6			5			8
24.0			3			2			1			3
24.5			2									1
25.0												
25.5			1									
26.0												
26.5												
27.0												
27.5												
28.0												
SUBTOTAL	181	0	195	503	340	301	190	254	184	127	148	98
TOTAL		376			1144			628			373	
NO SAMPLES		2			6			5			3	
SHRIMP/LB		93.0			113.9			102.6			105.9	



LENGTH	1970 AREA 26 MONTH 7			1970 AREA 26 MONTH 8			1970 AREA 26 MONTH 9			1970 AREA 26 MONTH 10		
	M	T	F	M	T	F	M	T	F	M	T	F
	6.0											
6.5												
7.0												
7.5												
8.0												
8.5												
9.0												
9.5												
10.0												
10.5												
11.0												
11.5												
12.0												
12.5												
13.0												
13.5	2											
14.0	7											
14.5	6											
15.0	7			7			1					
15.5	9			5			2			1		
16.0	2			11			7			29		
16.5	1			11			15			56		
17.0				7			12			73		
17.5	2	1	1	3			10			31		
18.0	4	1		3						10		
18.5	11	2	1	6			2			1		
19.0	14	2	3	7			10			8		
19.5	16	14	12	11	2	1	9			18	1	
20.0	5	16	12	6	11	3	11	5		29	1	
20.5	1	9	10	2	7	8	3	11		13	14	
21.0		9	12		5	10		16		1	36	
21.5		3	7		5	9		30			41	
22.0			6		1	7		16			26	
22.5			8			1		4			20	
23.0			21			4		4			16	
23.5			8			5		2			1	
24.0			4			3		9			6	
24.5			2			1		2			2	
25.0								5			2	
25.5												
26.0								1				
26.5												
27.0												
27.5												
28.0												
SUBTOTAL	87	57	107	79	31	52	82	0	105	270	0	166
TOTAL		251			162			187		436		
NO SAMPLES		2			1			1		1		
SHRIMP/LB		79.8			90.1			79.6		92.5		

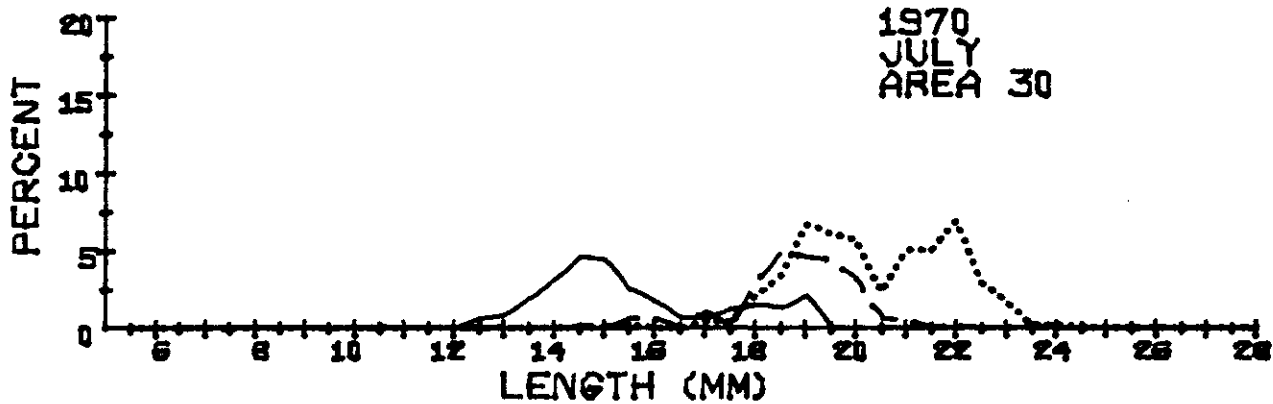


LENGTH	1970 AREA 28 MONTH 3			1970 AREA 28 MONTH 4			1970 AREA 28 MONTH 6			1970 AREA 28 MONTH 8			
	M	T	F	M	T	F	M	T	F	M	T	F	
6.0													
6.5													
7.0													
7.5													
8.0													
8.5													
9.0													
9.5													
10.0													
10.5	1			1									
11.0	1			4									
11.5	1			4									
12.0				15			1						
12.5				14			6						
13.0				16			15						
13.5				4			15						
14.0				3			9				11		
14.5	5			2			2				25		
15.0	11	1		1			3				106		
15.5	21	3		6	1			1			106		
16.0	39	13	1	18	8						80	3	
16.5	32	13		29	16	1					25	1	
17.0	12	10	6	26	38	4	6	4			8	3	2
17.5	1	4	10	14	42	5	9	8	1		5	1	1
18.0		1	20	7	43	11	11	25			8	3	3
18.5			13	9	14	16	3	23	3		13	2	
19.0			7	2	8	9	4	14	5		13	14	13
19.5		1	3		8	14	1	13	3		3	29	20
20.0			5		2	6		4	2		1	28	65
20.5			7		1	22		1	5			12	41
21.0			12			27			8			4	31
21.5			20		1	40			3			1	6
22.0			31			29			20			2	15
22.5			16			30			17				14
23.0			10			20			6				26
23.5			6			10			4				20
24.0			3			1			1				10
24.5			2			1							2
25.0													3
25.5													
26.0													
26.5													
27.0													
27.5													
28.0													
SUBTOTAL	124	46	172	175	182	246	85	93	78	404	103	272	
TOTAL		342			603			256			779		
NO SAMPLES		2			3			2			6		
SHRIMP/LB		101.5			112.0			104.9			109.5		

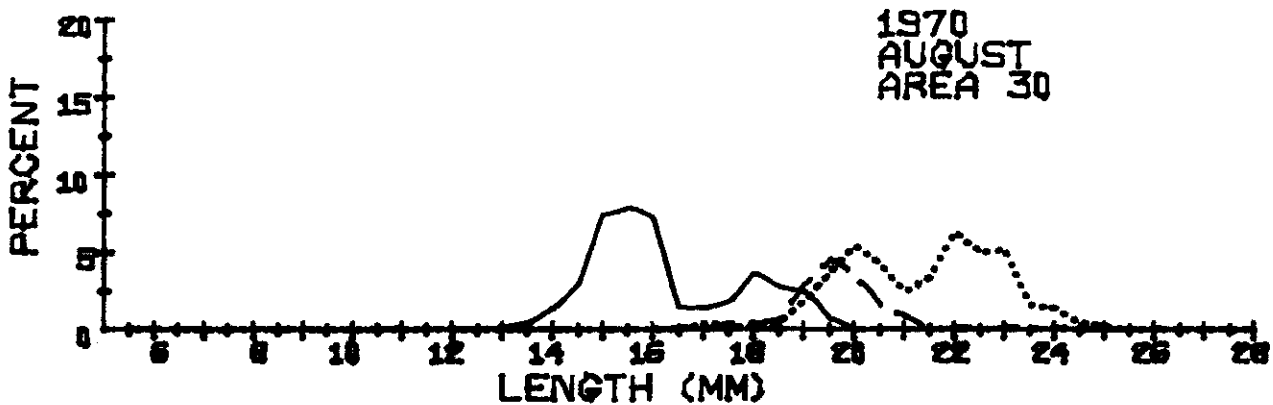


LENGTH	1970 AREA 28 MONTH 9			1970 AREA 28 MONTH 10			1970 AREA 29 MONTH 6			1970 AREA 30 MONTH 4			
	M	T	F	M	T	F	M	T	F	M	T	F	
	6.0												
6.5													
7.0													
7.5													
8.0													
8.5													
9.0													
9.5													
10.0													
10.5													
11.0													
11.5											3		
12.0											4		
12.5											6		
13.0											3		
13.5								1			1		
14.0								8					
14.5	7			1			1						
15.0	16			17			4				1		
15.5	30			38			2				3	1	
16.0	22			46							13	5	
16.5	12			40							25	12	
17.0	2			12							12	24	1
17.5				5		1					13	22	3
18.0	3	2		3							1	14	3
18.5	3			5		1	1	1	1			9	3
19.0	2	3		3		1	1	8	5			7	3
19.5		5	3	2		8	1	4	2			9	12
20.0		7	10	1		25		7	1			3	12
20.5		2	8			36		2	2			4	26
21.0		1	6			34			1				26
21.5			3			20			5				26
22.0			1			8			11				12
22.5						16			8				10
23.0			3			17			5				5
23.5			2			17			7				2
24.0			2			10			1				1
24.5			1			7							
25.0						1							
25.5													
26.0													
26.5													
27.0													
27.5													
28.0													
SUBTOTAL	97	20	39	173	0	202	19	22	49	85	110	145	
TOTAL		156			375			90			340		
NO SAMPLES		1			2			1			1		
SHRIMP/LB		110.2			97.2			83.3			110.6		

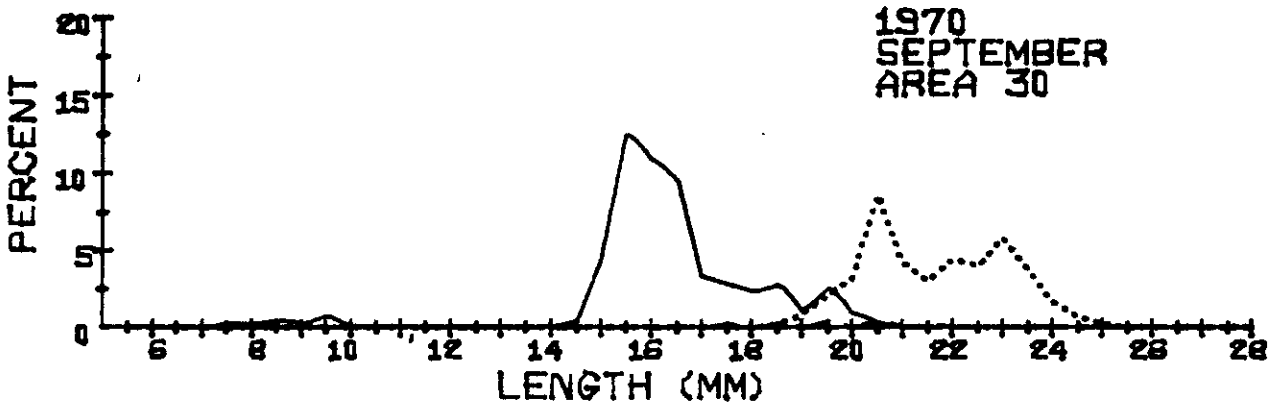
1970
JULY
AREA 30



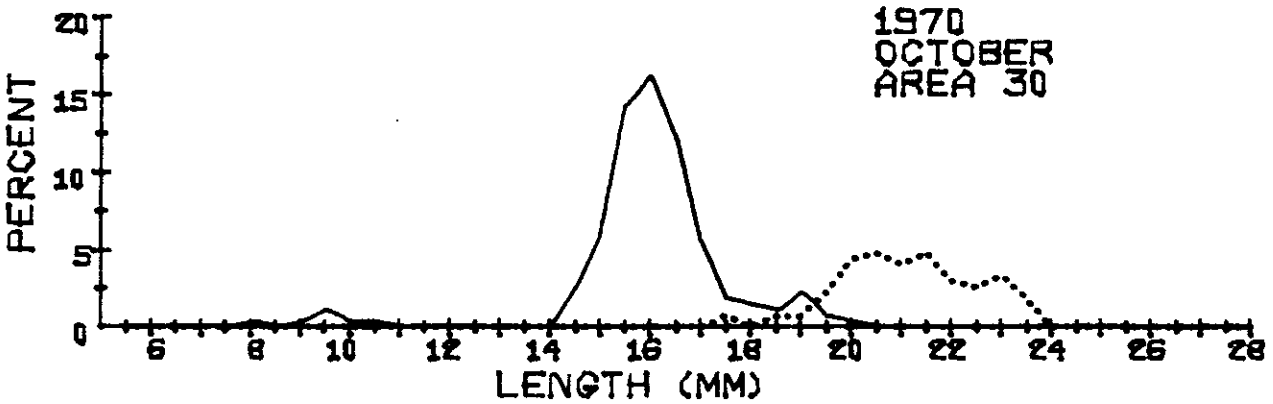
1970
AUGUST
AREA 30



1970
SEPTEMBER
AREA 30

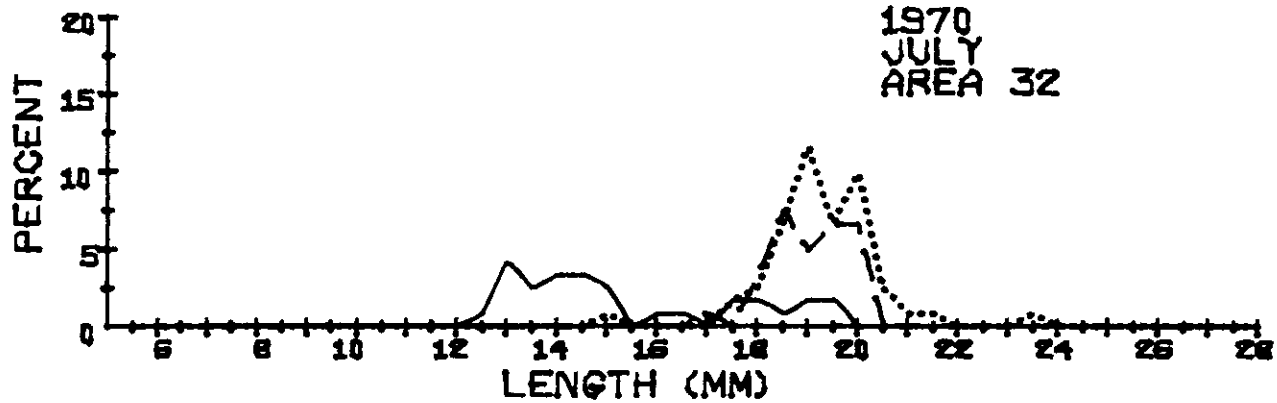


1970
OCTOBER
AREA 30

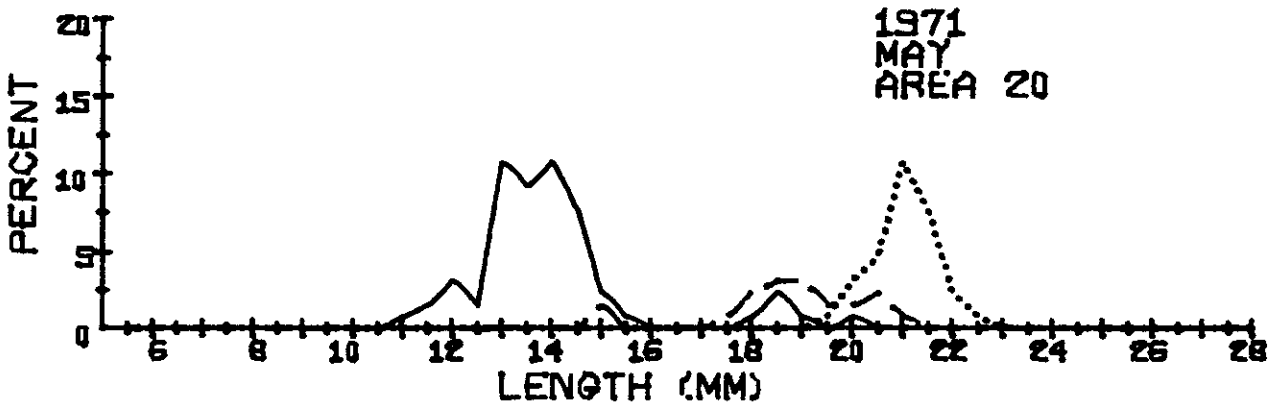
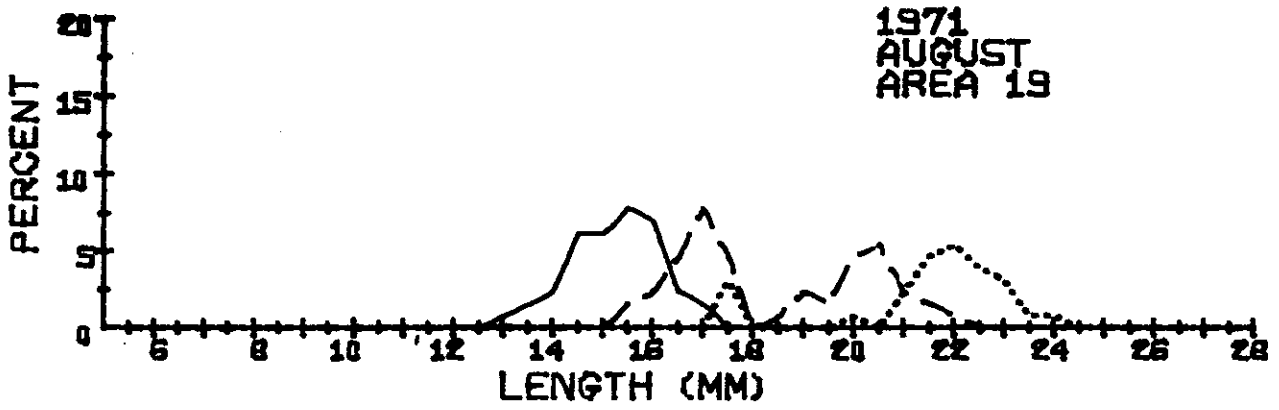




LENGTH	1970 AREA 30 MONTH 7			1970 AREA 30 MONTH 8			1970 AREA 30 MONTH 9			1970 AREA 30 MONTH 10		
	M	T	F	M	T	F	M	T	F	M	T	F
6.0												
6.5												
7.0												
7.5								1				
8.0								1			1	
8.5								2				
9.0								1			1	
9.5								3			3	
10.0											1	
10.5											1	
11.0												
11.5												
12.0												
12.5	3											
13.0	4			1								
13.5	9			2								
14.0	15			6								
14.5	22	1		13			2				7	
15.0	21			33			19				16	
15.5	12	3	1	35			54				39	
16.0	8	3		32			47				44	
16.5	3			6	1		41				33	
17.0	3	5	2	6		2	14				15	
17.5	6		2	8	2	1	12	1			5	2
18.0	7	14	10	16	2	1	10				4	
18.5	6	23	16	12	3	2	12	1	1		3	2
19.0	10	22	32	11	13	8	5		4		6	2
19.5		21	29	3	20	16	11	2	9		2	6
20.0		15	27		16	24	4		14		1	12
20.5		3	11		7	19	1	2	37			13
21.0		2	24		4	11			18			11
21.5			24			15		1	13			13
22.0		1	33		1	28			19			8
22.5			14			22			17			7
23.0			8		1	23			25			9
23.5			1			7			16			5
24.0			1		1	6			7			
24.5						2			3			
25.0						1			1			
25.5												
26.0												
26.5												
27.0												
27.5												
28.0												
SUBTOTAL	129	113	235	184	71	188	240	7	184	182	0	90
TOTAL		477			443			431			272	
NO SAMPLES		4			4			3			1	
SHRIMP/LB		81.9			99.8			83.0			125.3	

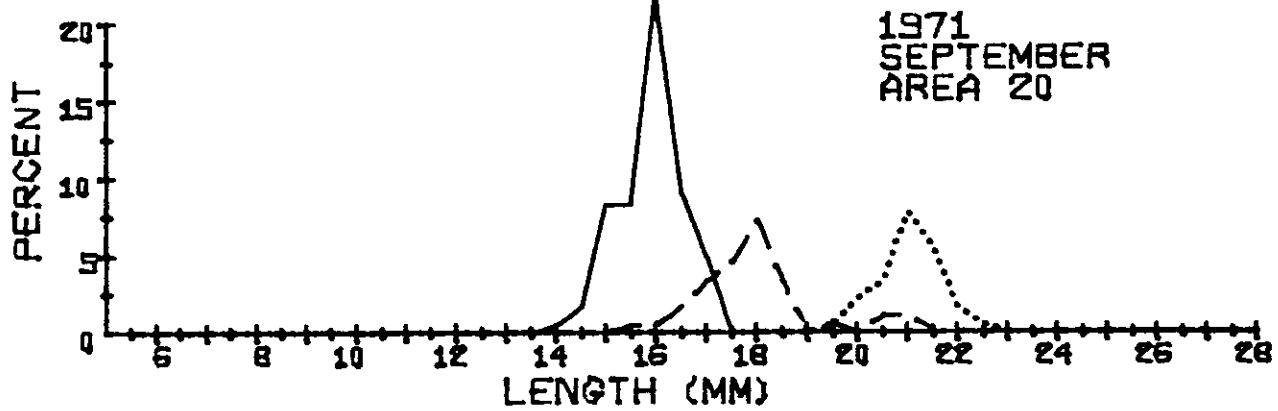
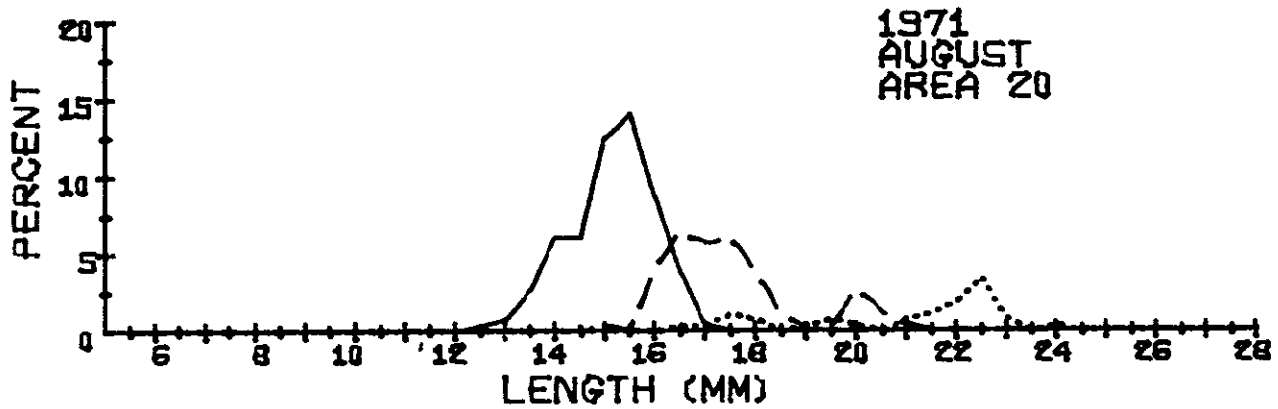
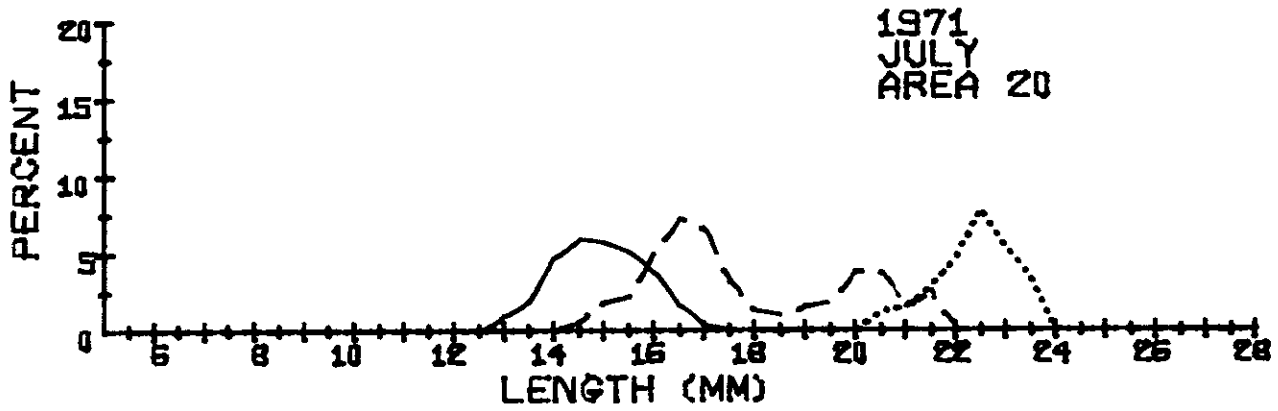
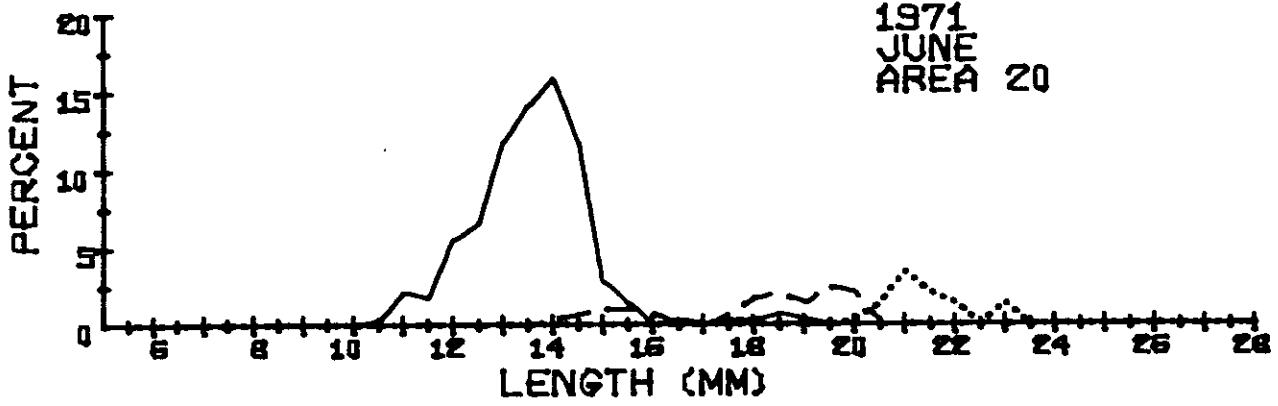
1970
JULY
AREA 32



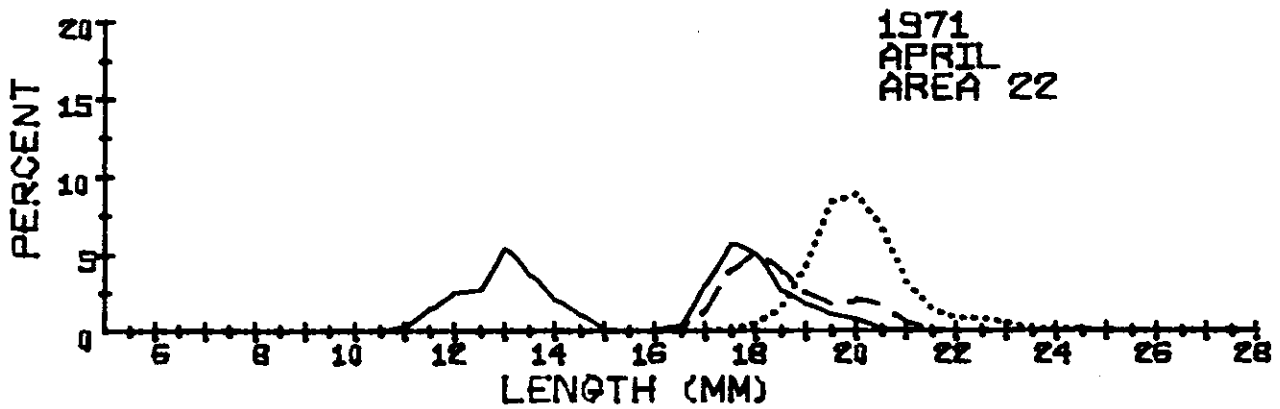
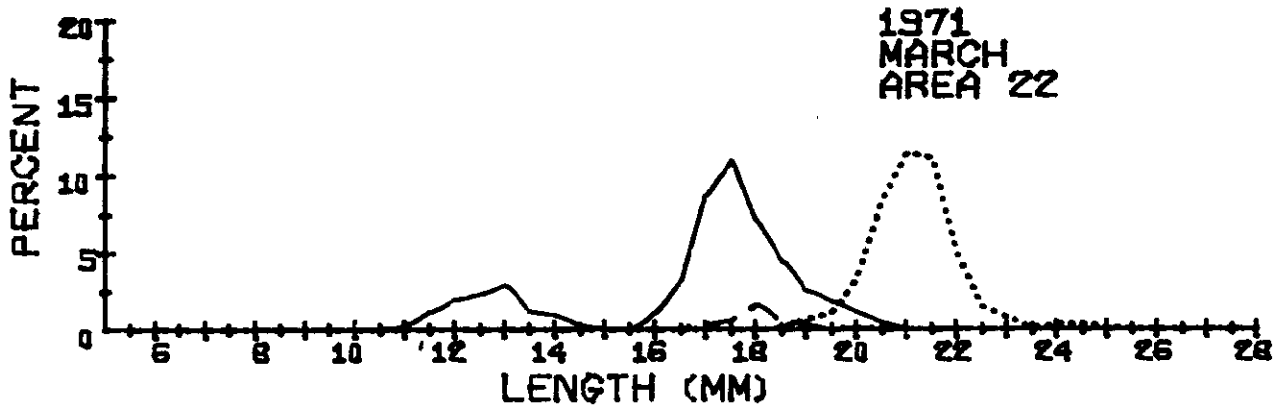
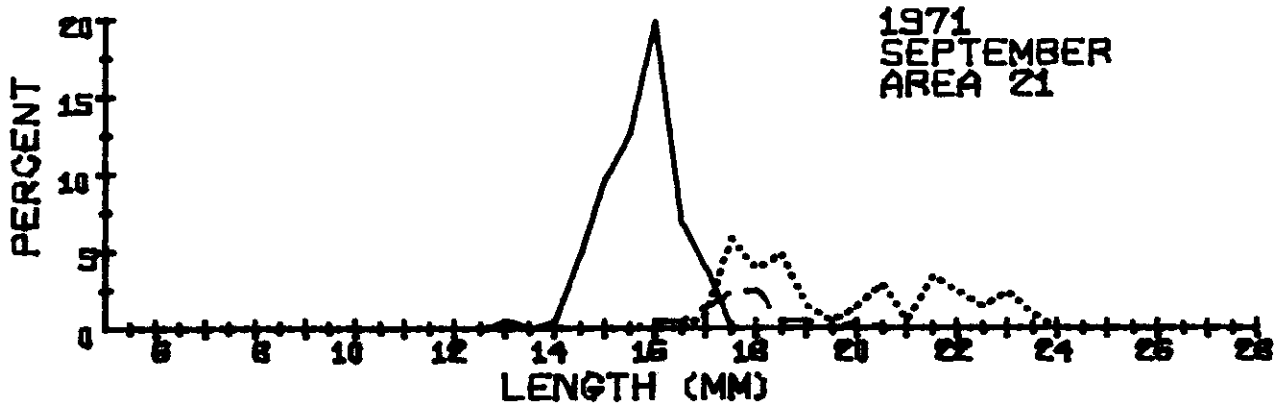

LENGTH	1970			0			0			0		
	AREA 32			AREA 0			AREA 0			AREA 0		
	MONTH 7			MONTH 0			MONTH 0			MONTH 0		
	M	T	F	M	T	F	M	T	F	M	T	F
6.0												
6.5												
7.0												
7.5												
8.0												
8.5												
9.0												
9.5												
10.0												
10.5												
11.0												
11.5												
12.0												
12.5	1											
13.0	5											
13.5	3											
14.0	4											
14.5	4											
15.0	3		1									
15.5												
16.0	1											
16.5	1											
17.0		1										
17.5	2		2									
18.0	2	4	3									
18.5	1	9	8									
19.0	2	6	14									
19.5	2	8	8									
20.0		8	12									
20.5			3									
21.0			1									
21.5			1									
22.0												
22.5												
23.0												
23.5			1									
24.0												
24.5												
25.0												
25.5												
26.0												
26.5												
27.0												
27.5												
28.0												
SUBTOTAL	31	36	54	0	0	0	0	0	0	0	0	0
TOTAL		121			0			0			0	
NO SAMPLES		1			0			0			0	
SHRIMP/LB		104.5			0.0			0.0			0.0	



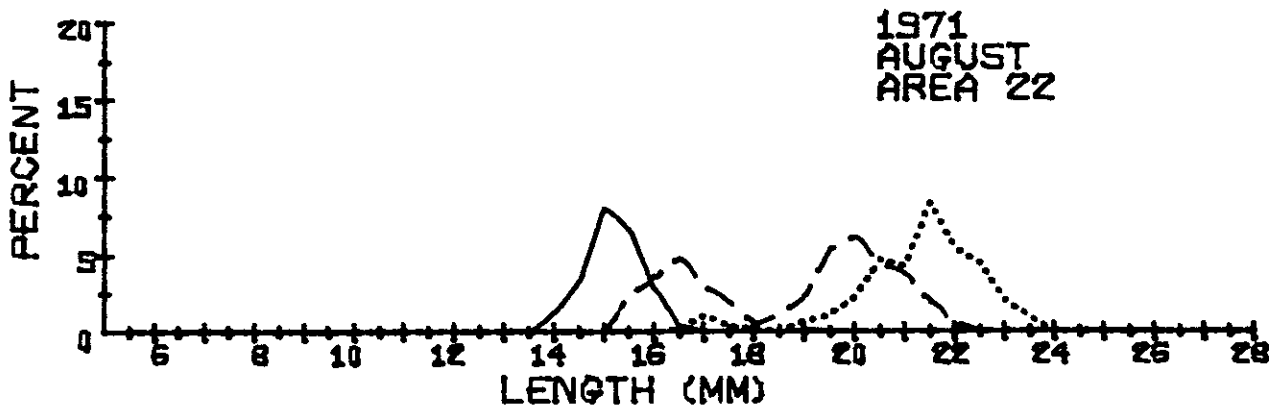
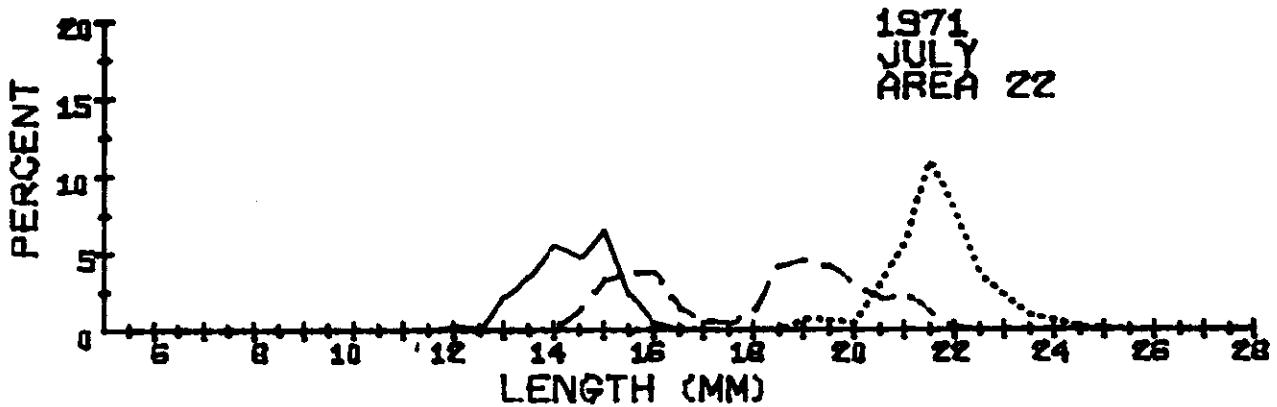


LENGTH	1971 AREA 19 MONTH 6			1971 AREA 19 MONTH 7			1971 AREA 19 MONTH 8			1971 AREA 20 MONTH 5				
	M	T	F	M	T	F	M	T	F	M	T	F		
	6.0													
6.5														
7.0														
7.5														
8.0														
8.5														
9.0														
9.5														
10.0														
10.5														
11.0												1		
11.5	1			1								2		
12.0	1			1								4		
12.5	3			1								2		
13.0	5			3			1					14		
13.5	3	2		2			2					12		
14.0	6			4			3					14		
14.5	8	3		16			8					10		
15.0	7	2		22	3		8					3	2	
15.5	4	4		14	16		10	2				1		
16.0	1	2		18	19	1	9	3						
16.5				2	19	1	3	6						
17.0		1		1	6	2	2	10						
17.5					2	2		6	4				1	
18.0	2	3										1	3	
18.5	2	8			2			1				3	4	
19.0	3	8	2		11			3				1	4	
19.5	1	14			19	2		2					2	1
20.0		11	5		19	1		6	1		1	1	2	4
20.5		8	14		12	12		7					3	6
21.0		5	24		8	19		3	3				1	14
21.5		4	41		5	24		2	6					10
22.0			24		1	26		1	7					3
22.5			14			24			5					1
23.0			10			13			4					
23.5			2			3			1					
24.0			1			1			1					
24.5			1			2								
25.0						1								
25.5						1								
26.0														
26.5														
27.0														
27.5														
28.0														
SUBTOTAL	47	75	138	85	142	135	46	52	32	69	22	39		
TOTAL		260			362			130			130			
NO SAMPLES		2			3			1			1			
SHRIMP/LB		85.2			98.4			103.8			137.5			



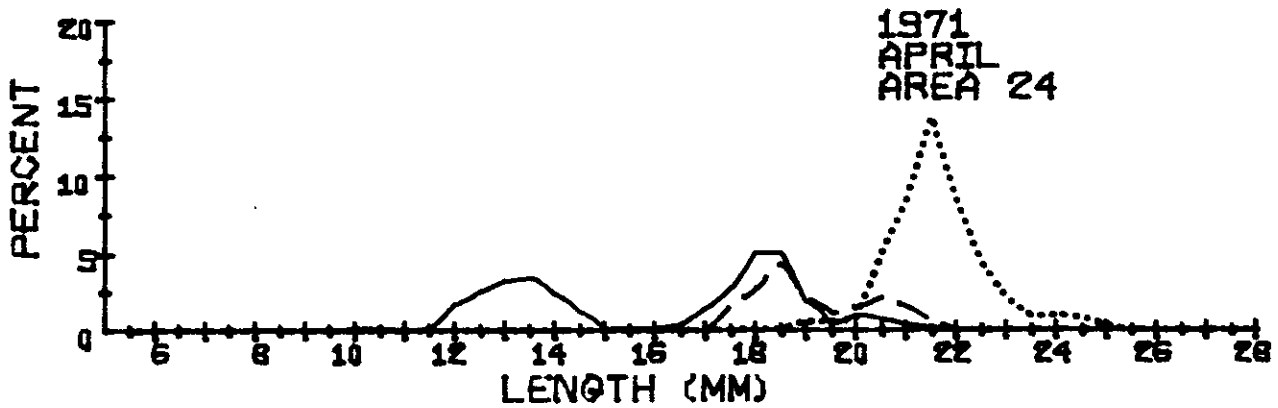
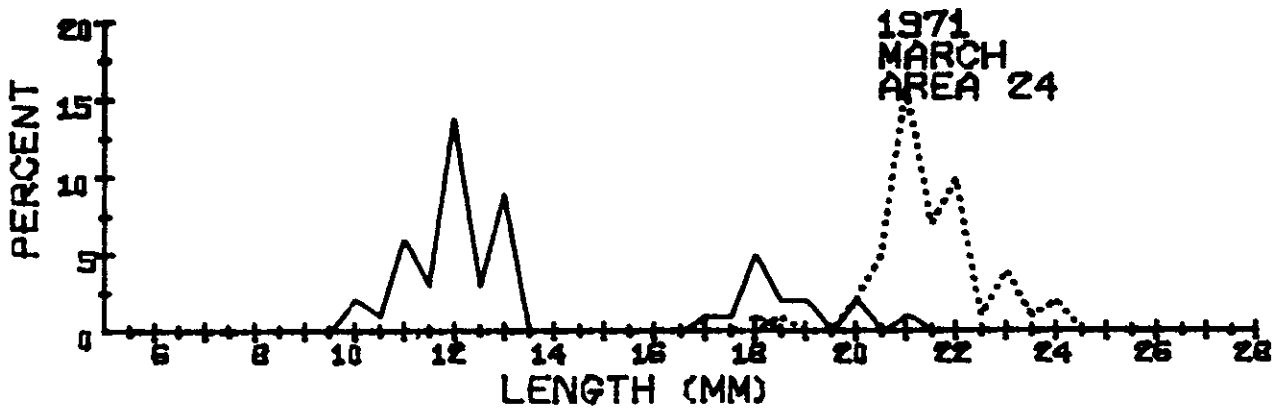
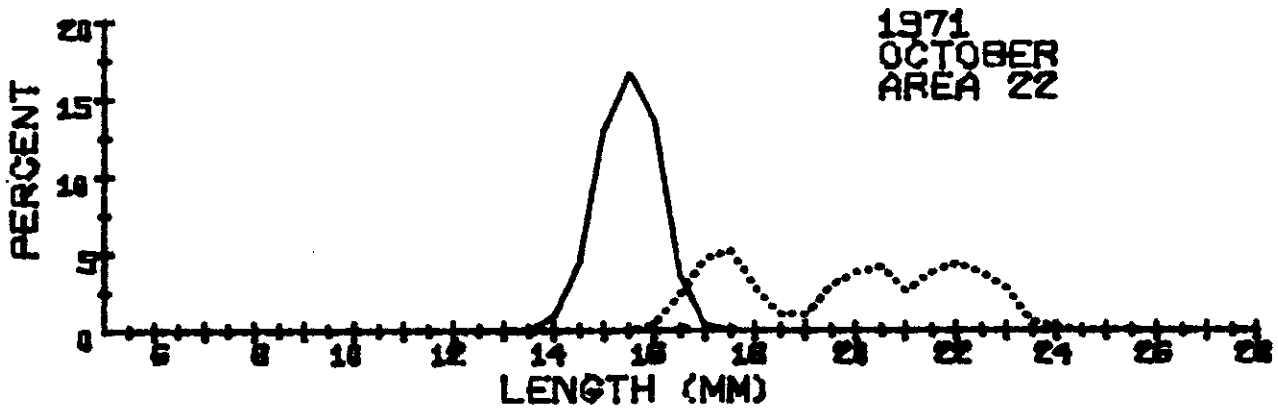
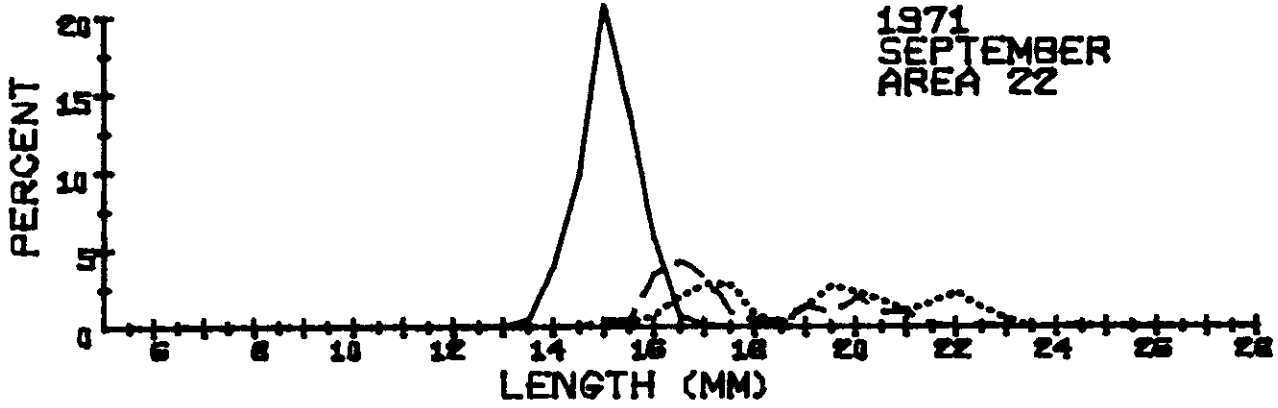
LENGTH	1971 AREA 20 MONTH 6			1971 AREA 20 MONTH 7			1971 AREA 20 MONTH 8			1971 AREA 20 MONTH 9		
	M	T	F	M	T	F	M	T	F	M	T	F
	6.0											
6.5												
7.0												
7.5												
8.0												
8.5												
9.0												
9.5												
10.0												
10.5	1											
11.0	6											
11.5	5											
12.0	16											
12.5	19							1				
13.0	34			3				2				
13.5	41			6				7				
14.0	46	1		15				16			1	
14.5	34	2		19	2			16			3	
15.0	8	3		18	6			33	1		15	
15.5	4	3		16	7			37			15	1
16.0		2		12	16			23	11		39	1
16.5	1			5	23			10	17	1	16	3
17.0				1	21			1	15	1	9	6
17.5	1	2			10				16	3		8
18.0	1	5			4				10	2		13
18.5	2	6			3				3			6
19.0	1	4			5					1		
19.5		7			6				1	2		1
20.0		6	1		12				7	1		4
20.5			4		12	4			3			2
21.0			10		5	5			1	2		2
21.5			6		8	9				3		10
22.0			4			15				5		3
22.5						25				9		1
23.0			4			17				2		
23.5						11						
24.0										1		
24.5												
25.0												
25.5												
26.0												
26.5												
27.0												
27.5												
28.0												
SUBTOTAL	220	41	29	95	140	86	146	85	33	98	43	39
TOTAL		290			321			264			180	
NO SAMPLES		1			3			2			2	
SHRIMP/LB		189.5			106.4			160.5			113.1	




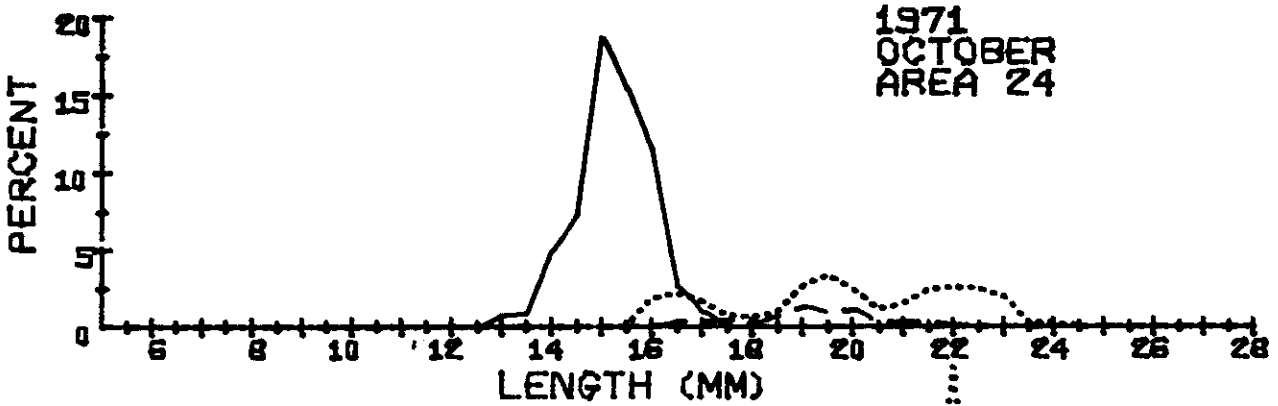
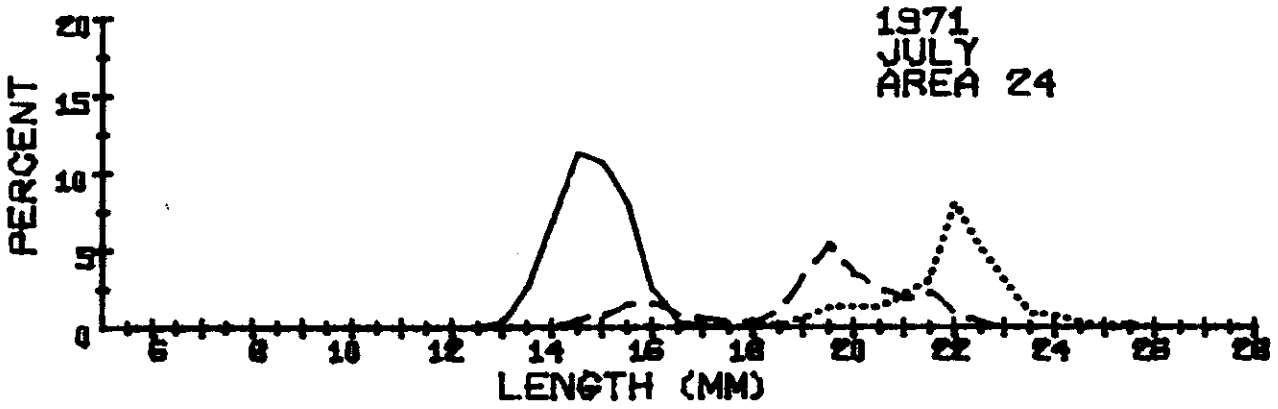
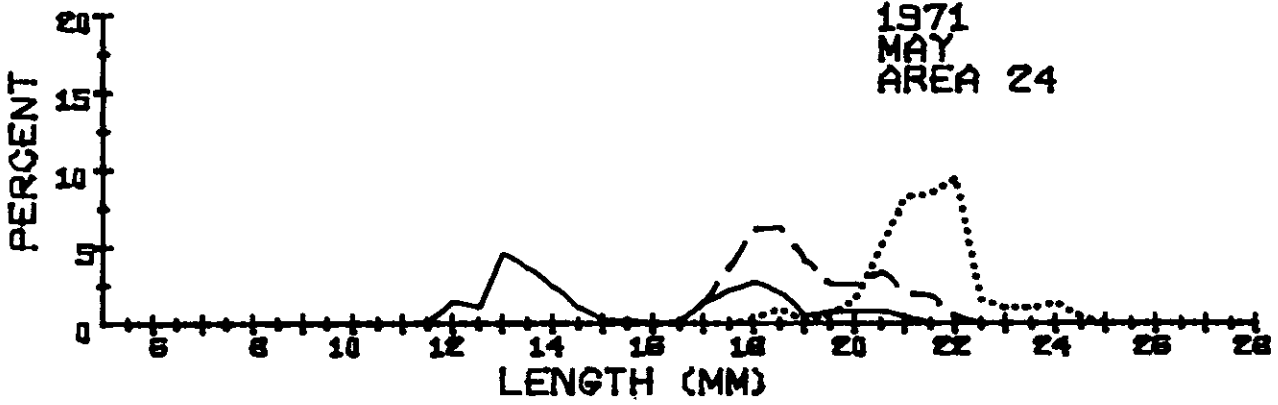
LENGTH	1971 AREA 21 MONTH 4			1971 AREA 21 MONTH 9			1971 AREA 22 MONTH 3			1971 AREA 22 MONTH 4				
	M	T	F	M	T	F	M	T	F	M	T	F		
	6.0													
6.5														
7.0														
7.5														
8.0														
8.5														
9.0														
9.5														
10.0												1		
10.5	1							1				2		
11.0	1							3				10		
11.5	2							12				40		
12.0	2							20				70		
12.5	4							24				75		
13.0	4			1				30				148		
13.5	6							12				100		
14.0	6			1				9				55		
14.5	3			10				2				29		
15.0				20								2		
15.5				26										
16.0				41	1			11				4		
16.5	2			14	1			33	1			11	7	
17.0	1			8	3	2		90	4	1		84	38	2
17.5	7	3			5	12		112	7			157	111	4
18.0	10	2			5	8		73	17			137	141	17
18.5	5	2	1		1	10		46	6	2		71	106	41
19.0	1	3	2		1	3		26	3	7		47	67	117
19.5	1		1			1		18		11		28	47	232
20.0	1		14		1	3		11	1	34		20	55	245
20.5			25			6		4		86		2	45	186
21.0			44			1				117			15	87
21.5			47			7				114			2	38
22.0			17			5				51				24
22.5			13			3				15				23
23.0			2			5				8				14
23.5			2			2				1				4
24.0										4				3
24.5										4				3
25.0										1				
25.5														
26.0														
26.5														
27.0														
27.5														
28.0														
SUBTOTAL	57	10	168	121	18	68	537	39	456	1093	634	1040		
TOTAL		235			207			1032			2767			
NO SAMPLES		2			2			8			20			
SHRIMP/LB		77.8			135.7			98.6			120.5			



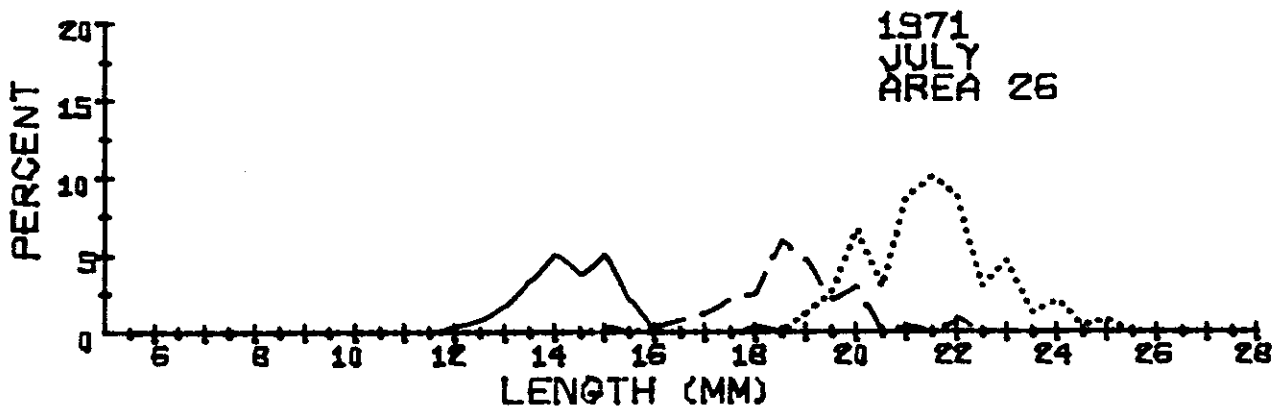
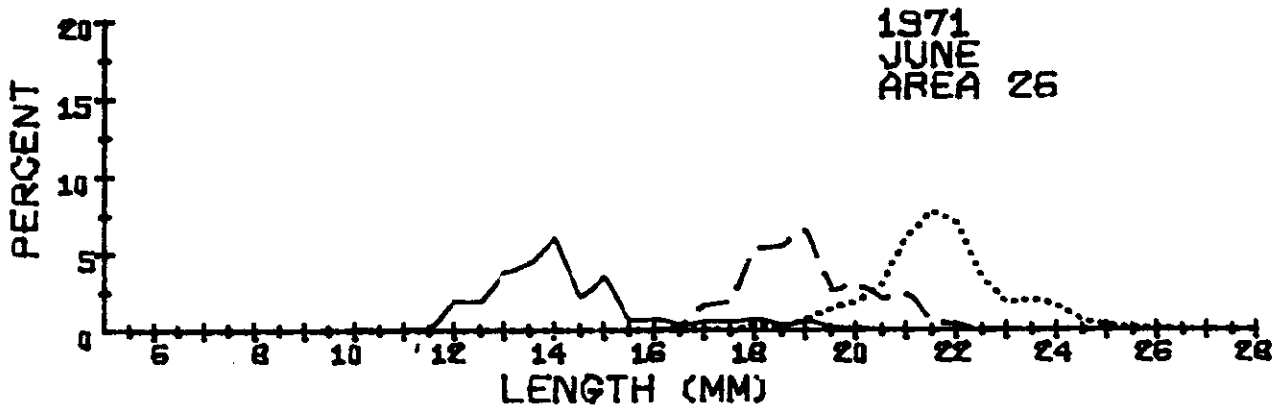
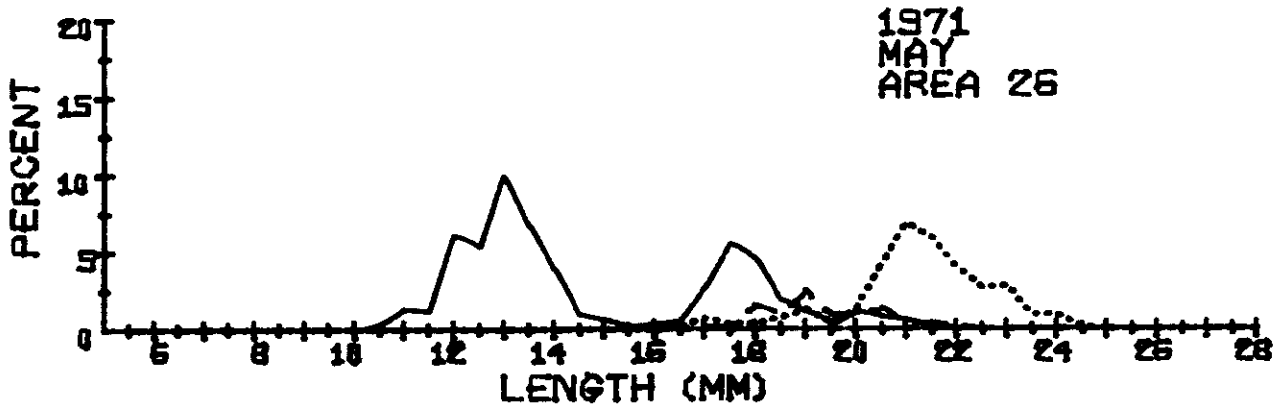
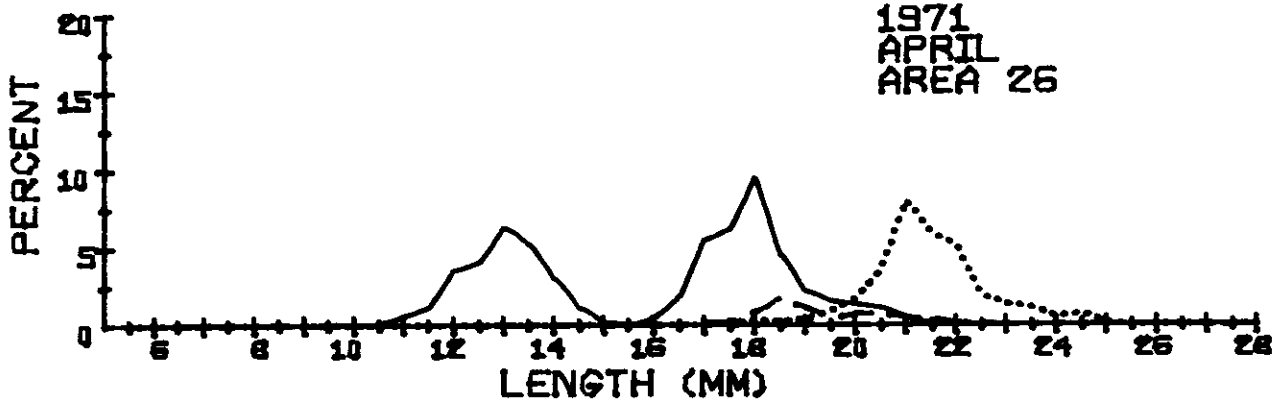
LENGTH	1971 AREA 22 MONTH 5			1971 AREA 22 MONTH 6			1971 AREA 22 MONTH 7			1971 AREA 22 MONTH 8		
	M	T	F	M	T	F	M	T	F	M	T	F
	6.0											
6.5												
7.0												
7.5												
8.0												
8.5												
9.0												
9.5												
10.0												
10.5												
11.0	1			1								
11.5	1			2								
12.0	5			10			2					
12.5	5			15								
13.0	19			30	1		14					
13.5	16			61	1		22					
14.0	10			85	8		35	1		7		
14.5	4			68	13		30	8		18		
15.0	1	1		42	23		41	21		43		
15.5				14	9		15	24		36	13	
16.0		1		2	12	1	3	24	1	15	19	
16.5	1	2		1				9	1	2	26	1
17.0	4	14		1	3			4			16	6
17.5	20	44		3	17			3			10	2
18.0	26	83	1	2	39		1	8			3	1
18.5	8	77	2	3	66	2		27			6	
19.0	5	43	8	6	86	1		29	5	1	12	4
19.5	4	35	20	4	49	9		26	4		29	6
20.0	5	30	72	8	31	38		19	3		33	12
20.5		23	145	2	21	98		13	19		24	25
21.0		11	190	1	15	111		15	36		20	23
21.5		4	108		6	124		7	70		10	45
22.0		1	57		2	58		1	50		3	29
22.5			28		2	29			23			24
23.0			17			10			14			11
23.5			7			10			6			5
24.0			3			4			4			
24.5			1			4			1			
25.0			1						1			
25.5												
26.0												
26.5												
27.0												
27.5												
28.0												
SUBTOTAL	135	369	660	361	404	499	163	239	238	122	224	194
TOTAL		1164			1264			640			540	
NO SAMPLES		9			9			6			5	
SHRIMP/LB		95.5			110.3			108.9			105.2	



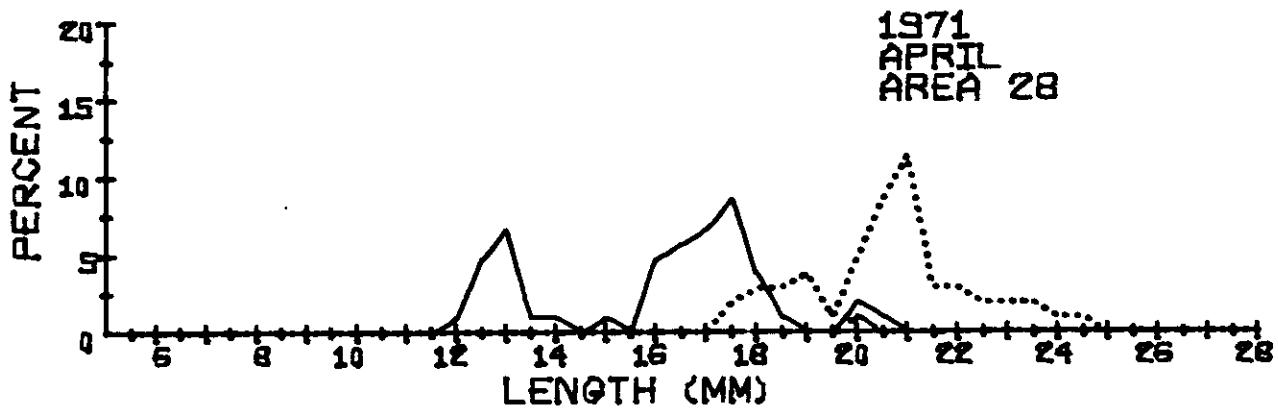
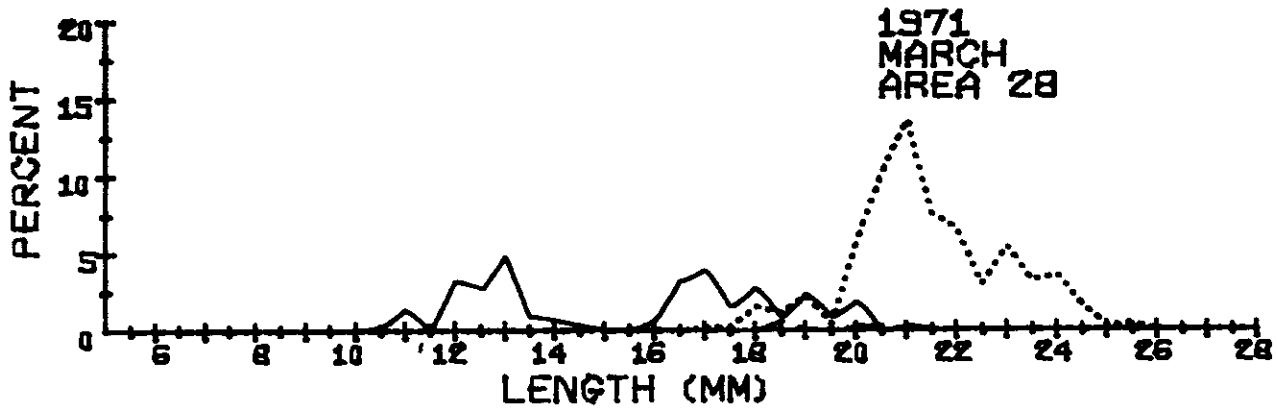
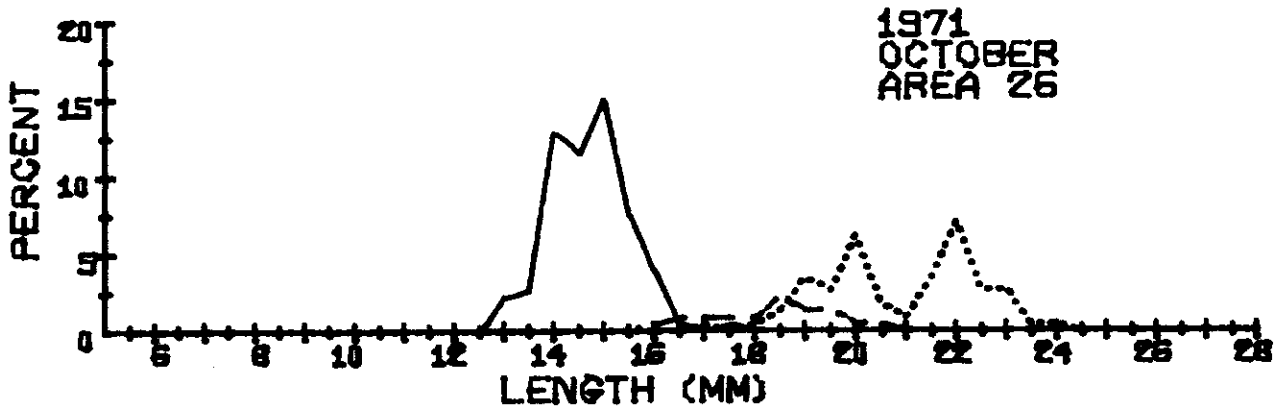
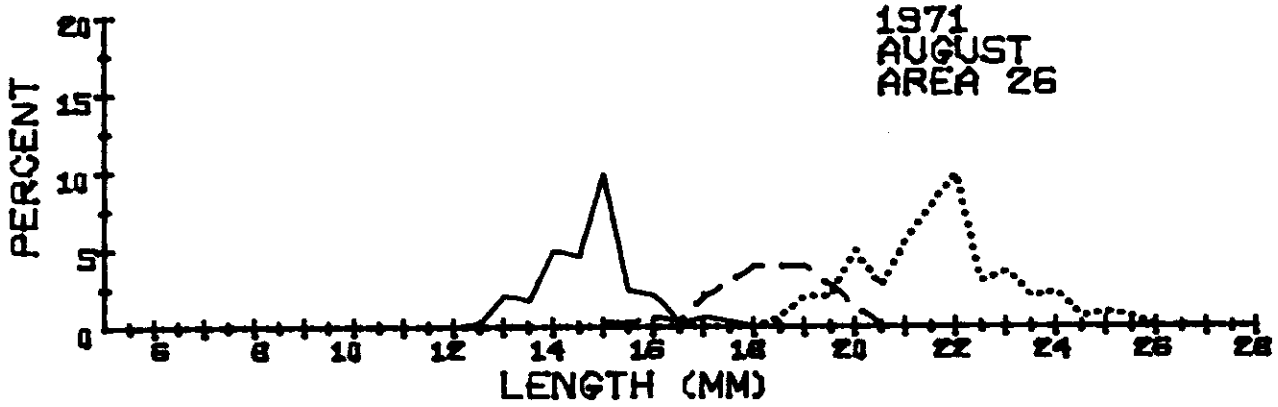
LENGTH	1971 AREA 22 MONTH 9			1971 AREA 22 MONTH 10			1971 AREA 24 MONTH 3			1971 AREA 24 MONTH 4			
	M	T	F	M	T	F	M	T	F	M	T	F	
	6.0												
6.5													
7.0													
7.5													
8.0													
8.5													
9.0													
9.5													
10.0								2			2		
10.5								1			1		
11.0								6					
11.5								3			2		
12.0								14			15		
12.5								3			23		
13.0	1							9			29		
13.5	4			3							31		
14.0	29			20							21		
14.5	74	1		89							11		
15.0	157	3		263							1		
15.5	105	4	2	334		1					1		
16.0	43	26	6	273		11					2		
16.5	5	32	15	70	4	47					4		
17.0	1	24	21	8	2	95	1				13	1	
17.5		7	21		4	105	1				25	14	1
18.0		3	6			56	5	1			45	24	1
18.5		4	1			21	2		1		44	38	1
19.0		10	10			21	2				17	19	6
19.5		7	20			60					4	10	5
20.0		14	17			77	2		2		9	14	8
20.5		7	13			83			5		6	19	44
21.0		7	8			52	1		16		3	14	75
21.5		1	12			77			7		1	5	123
22.0			17			89			10				75
22.5		1	9			75			1				39
23.0			4			55			4				18
23.5						12			1				8
24.0						4			2				9
24.5			1			2							7
25.0						2							3
25.5													
26.0													
26.5													
27.0													
27.5													
28.0													
SUBTOTAL	419	151	183	1060	10	945	52	1	49	310	158	423	
TOTAL		753			2015			102			891		
NO SAMPLES		7			16			1			4		
SHRIMP/LB		148.2			119.4			115.1			94.6		



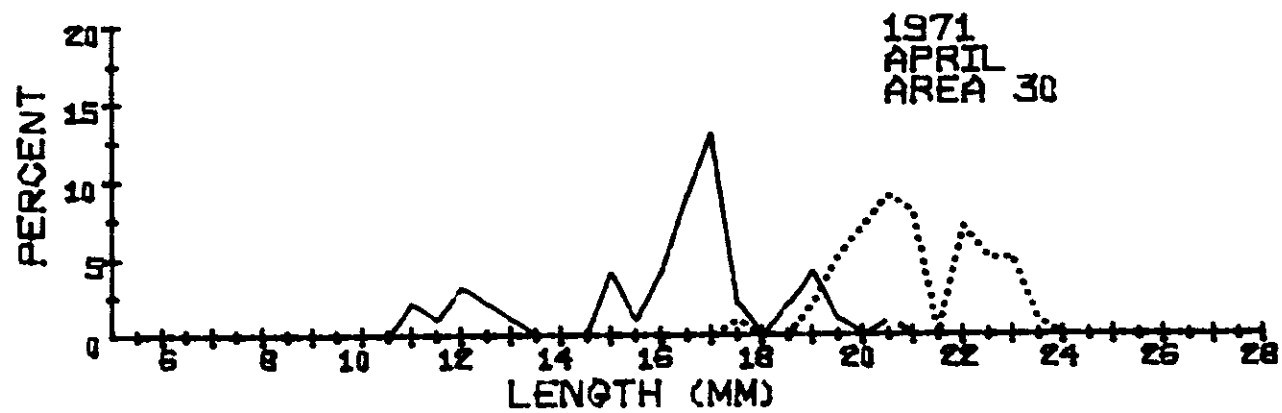
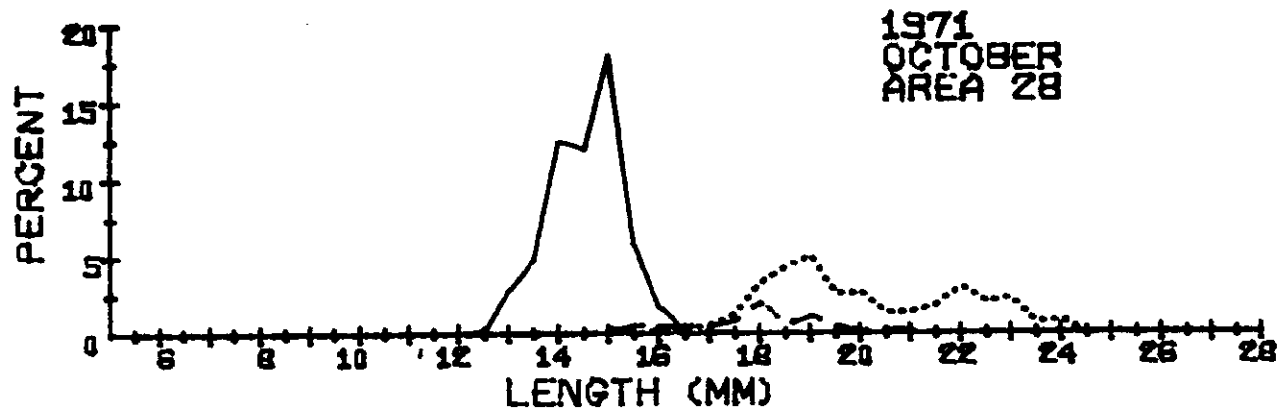
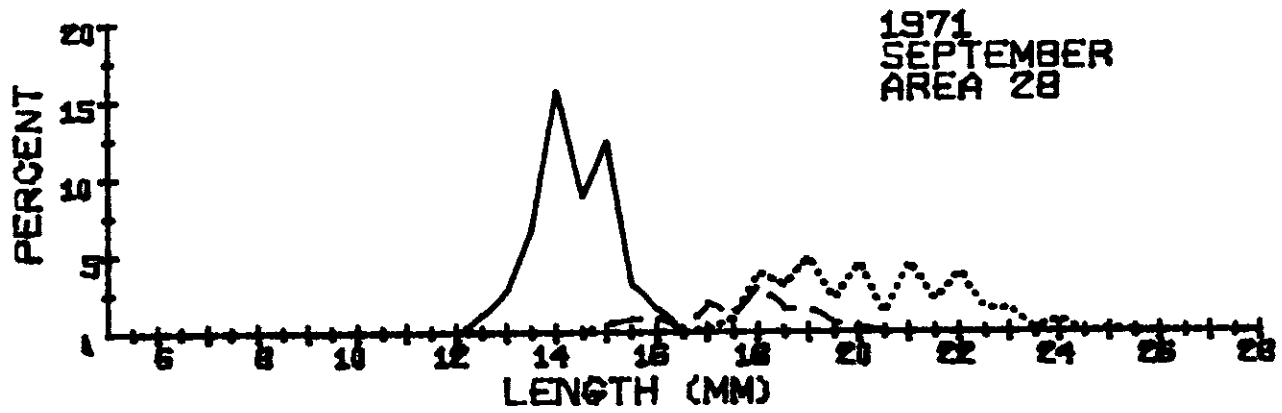
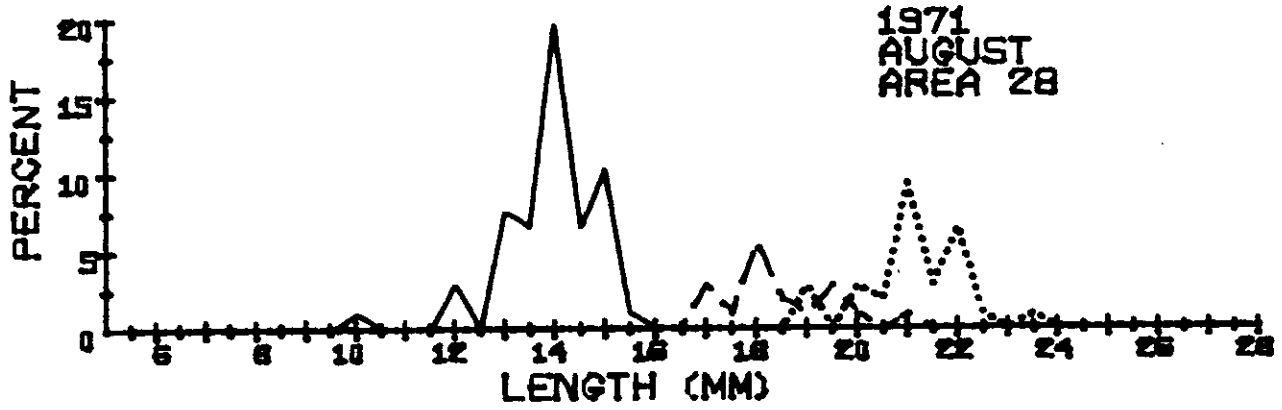
LENGTH	1971 AREA 24 MONTH 5			1971 AREA 24 MONTH 7			1971 AREA 24 MONTH 10			1971 AREA 26 MONTH 3		
	M	T	F	M	T	F	M	T	F	M	T	F
6.0												
6.5												
7.0												
7.5												
8.0												
8.5												
9.0												
9.5												
10.0												
10.5												
11.0												
11.5	1											
12.0	7											
12.5	5			1								
13.0	23			4			6			5		
13.5	18			26	1		7			2		
14.0	12			68			38			1		
14.5	5			111	6		56					
15.0	1			105	8		144					
15.5	1			80	15		119	1	1			
16.0				24	16	1	89	1	15			
16.5	1			3	8		20	3	17			
17.0	7	7		1	6	1	8	3	13	1		
17.5	11	19			4			4	6	4		
18.0	14	31	2	1	4	2		2	5	6	2	
18.5	10	32	5	1	11	1		6	8	2	1	1
19.0	3	21	1		33	7		10	21	1		1
19.5	4	13	3		54	13		7	26		1	
20.0	4	13	8		34	14		9	19			4
20.5	4	17	25		25	13		2	9			3
21.0	2	10	42		18	22		3	12			19
21.5		9	43		23	31		2	19			15
22.0		2	48		10	80		1	20			34
22.5			8		3	52			19			9
23.0			5			30			15			9
23.5			5			9			2			2
24.0			7			8			2			8
24.5			2			4						2
25.0						1			1			
25.5						2						
26.0												
26.5												
27.0												
27.5												
28.0												
SUBTOTAL	133	174	204	425	279	291	487	54	230	22	4	107
TOTAL		511			995			771			133	
NO SAMPLES		4			6			6			1	
SHRIMP/LB		106.4			115.0			146.4			77.3	



LENGTH	1971 AREA 26 MONTH 4			1971 AREA 26 MONTH 5			1971 AREA 26 MONTH 6			1971 AREA 26 MONTH 7		
	M	T	F	M	T	F	M	T	F	M	T	F
	6.0											
6.5												
7.0												
7.5												
8.0												
8.5												
9.0												
9.5												
10.0	1						1					
10.5	3			2								
11.0	11			7			1					
11.5	20			6			1					
12.0	60			32			12			1		
12.5	70			28			12			2		
13.0	106			52			24			4		
13.5	88			35			28			8		
14.0	52			21			38			12		
14.5	19			5			14			9		
15.0	2			3			22			12	1	
15.5				1			4			5		
16.0	8			2			5				1	
16.5	31			3		1	2	2			2	
17.0	93	3	1	14	1	4	4	11	1		3	
17.5	105	4	3	29	1	2	4	12			5	
18.0	160	15	5	24	8	2	5	34	3	1	6	
18.5	76	30	4	10	5	4	2	35	1		14	
19.0	37	18	7	6	13	7	4	41	5		11	3
19.5	26	7	16	2	5	2	1	17	9		5	6
20.0	22	13	29	6	5	7	1	19	12		7	16
20.5	18	12	61	4	7	22		13	19			7
21.0	9	7	135	3	2	36		15	38		1	21
21.5	1	6	100	1	2	31		4	49			24
22.0	2	3	87		1	21		2	44		2	21
22.5		1	32			14			22			7
23.0			23			15			11			11
23.5			19			5			13			3
24.0			9			5			10			5
24.5			13			1			4			1
25.0			3						2			2
25.5									1			
26.0									1			
26.5												
27.0												
27.5												
28.0												
SUBTOTAL	1020	119	547	296	50	179	185	205	245	54	58	127
TOTAL		1686			525			635			239	
NO SAMPLES		12			4			6			2	
SHRIMP/LB		122.4			134.5			107.9			99.7	




LENGTH	1971 AREA 26 MONTH 8			1971 AREA 26 MONTH 10			1971 AREA 28 MONTH 3			1971 AREA 28 MONTH 4			
	M	T	F	M	T	F	M	T	F	M	T	F	
	6.0												
6.5													
7.0													
7.5													
8.0													
8.5													
9.0													
9.5													
10.0													
10.5								1					
11.0								6					
11.5													
12.0								14			1		
12.5	1							12			5		
13.0	6			5				21			7		
13.5	5			6				4			1		
14.0	15			29				3			1		
14.5	14			26				1					
15.0	30	1		34							1		
15.5	7	1		17									
16.0	6	2		9	1			3			5		
16.5	1	1		1	2			14			6		
17.0	2	6			2	1		17		1	7		
17.5	1	9		1	2			7		1	9	2	
18.0		12			2	1		12		7	4	3	
18.5		12	2		5	3		4	3	5	1	3	
19.0		12	6		3	8		10		10		4	
19.5		8	6		3	6		4		2		1	
20.0		4	15		1	14		8	1	25	2	1	5
20.5			8		1	4		1	1	45	1		9
21.0			17			2		1		60			12
21.5			24			8				33			3
22.0			30			16				29			3
22.5			9			6				13			2
23.0			11			6				24			2
23.5			6			1				14			2
24.0			7			1				16			1
24.5			2							7			1
25.0			3							1			
25.5			2							2			
26.0													
26.5													
27.0													
27.5													
28.0													
SUBTOTAL	88	68	148	128	22	77	142	5	295	51	1	53	
TOTAL		304			227			442			105		
NO SAMPLES		2			2			3			1		
SHRIMP/LB		109.8			132.2			93.2			113.7		




LENGTH	1971 AREA 28 MONTH 8			1971 AREA 28 MONTH 9			1971 AREA 28 MONTH 10			1971 AREA 30 MONTH 4		
	M	T	F	M	T	F	M	T	F	M	T	F
	6.0											
6.5												
7.0												
7.5												
8.0												
8.5												
9.0												
9.5												
10.0	1											
10.5												
11.0											2	
11.5											1	
12.0	3										3	
12.5				4				2			2	
13.0	8			9				20			1	
13.5	7			22				33				
14.0	21			52				86				
14.5	7			29				83				
15.0	11			41	2		125	2	1		4	
15.5	1			10	3		40	4			1	
16.0				5	3		12	3	2		4	
16.5								3	3		9	
17.0		3			6	1	1	4	4		13	
17.5		1			4	3		6	9		2	1
18.0		6			10	13		14	23			
18.5		2			5	10		4	30		2	
19.0		1	3		5	16		8	35		4	2
19.5		3			2	7		3	18		1	5
20.0		1	3		1	15		1	19			7
20.5			2			4		2	9		1	9
21.0		1	10			15		1	10			8
21.5			3			7			13			
22.0			7			13			21			7
22.5			1			5			14			5
23.0						5			16			5
23.5			1			1			5			1
24.0						3			6			
24.5												
25.0						1			1			
25.5												
26.0												
26.5												
27.0												
27.5												
28.0												
SUBTOTAL	59	18	30	172	41	119	402	55	239	49	1	50
TOTAL		107			332			696			100	
NO SAMPLES		1			3			5			1	
SHRIMP/LB		152.1			134.5			149.3			111.4	

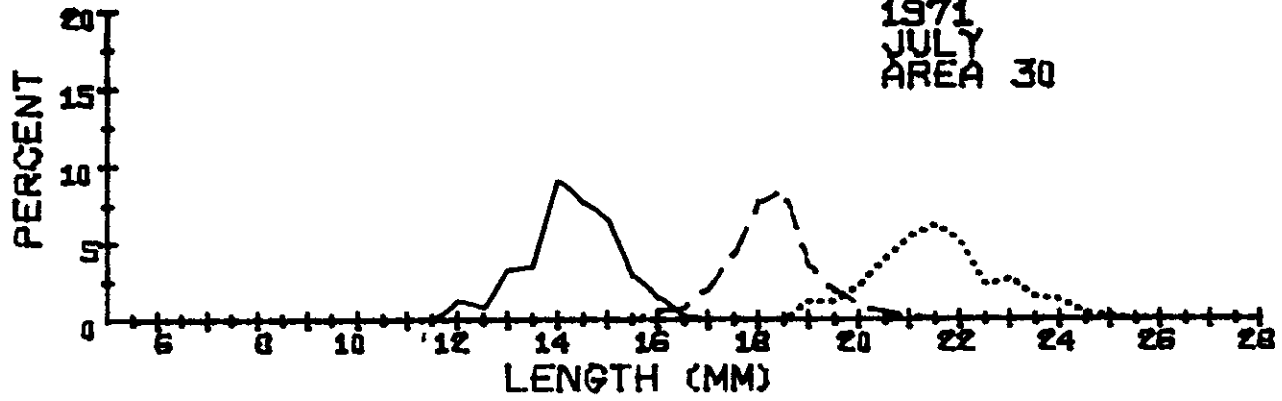
1971
MAY
AREA 30



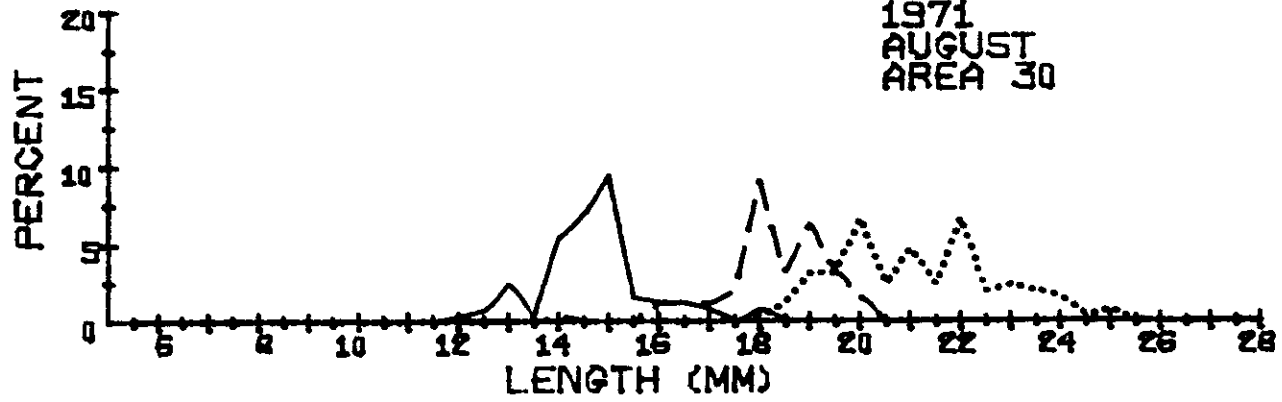
1971
JUNE
AREA 30



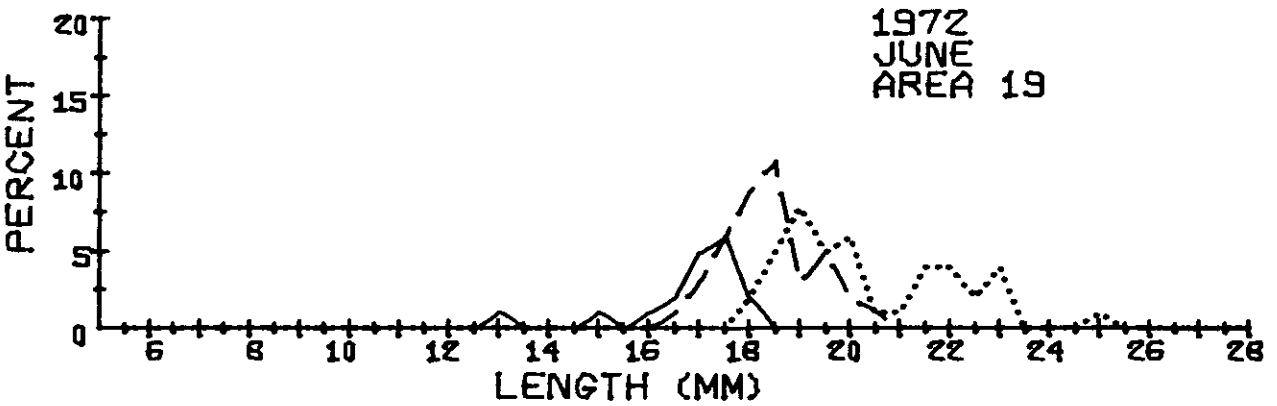
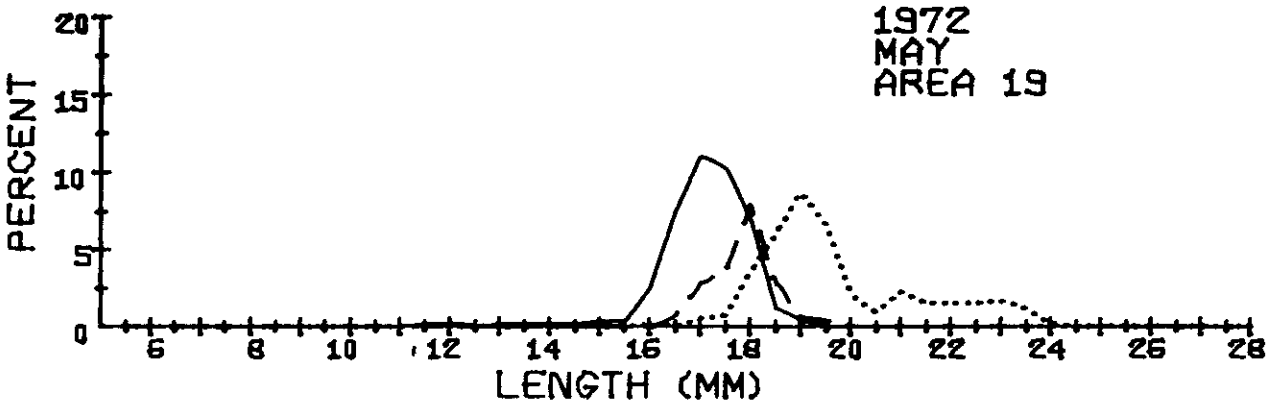
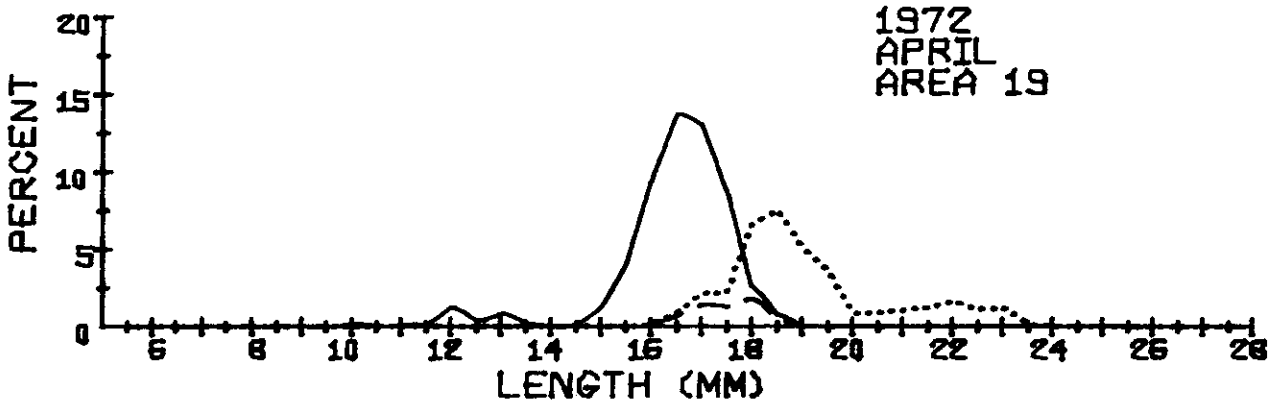
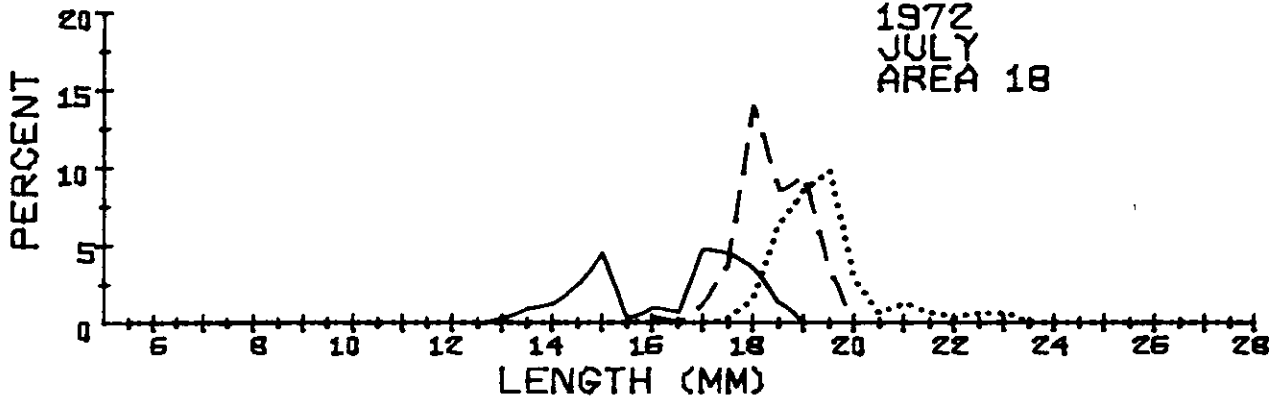
1971
JULY
AREA 30



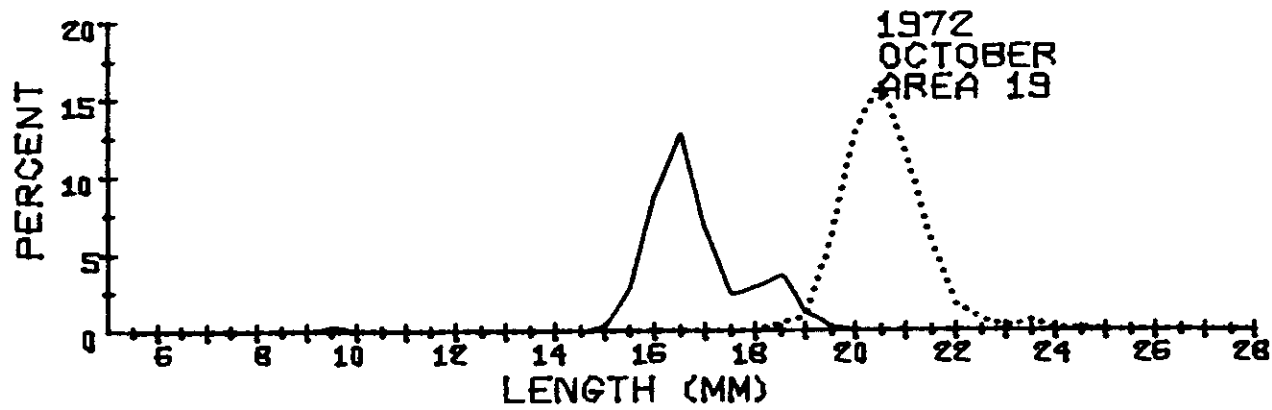
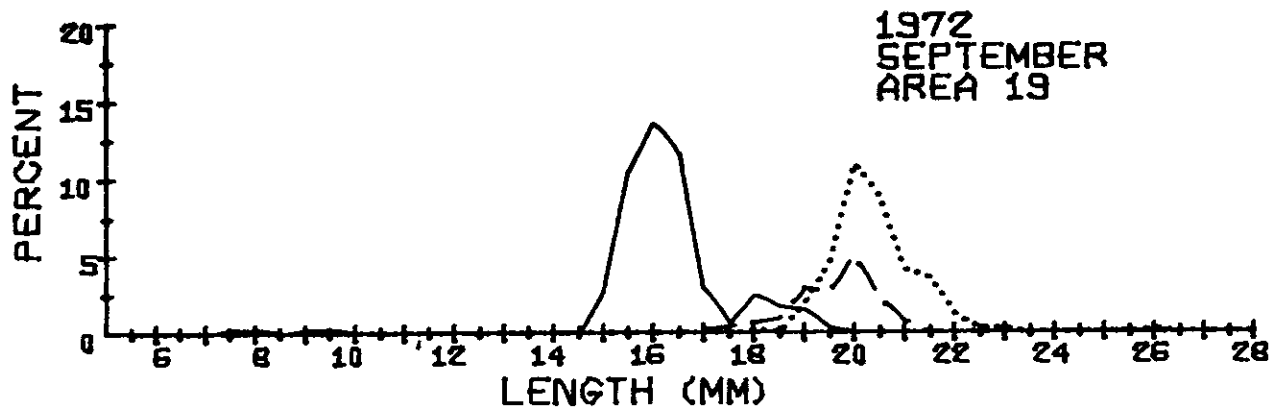
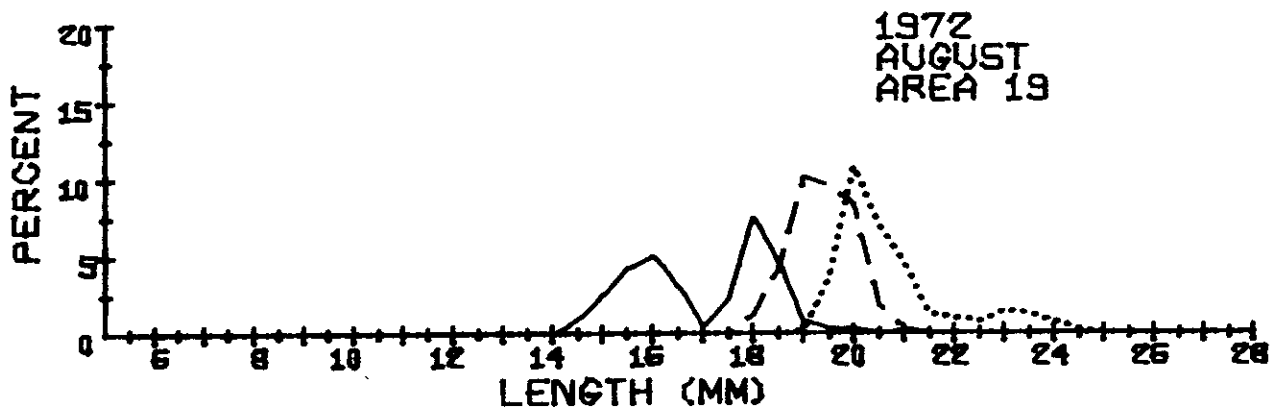
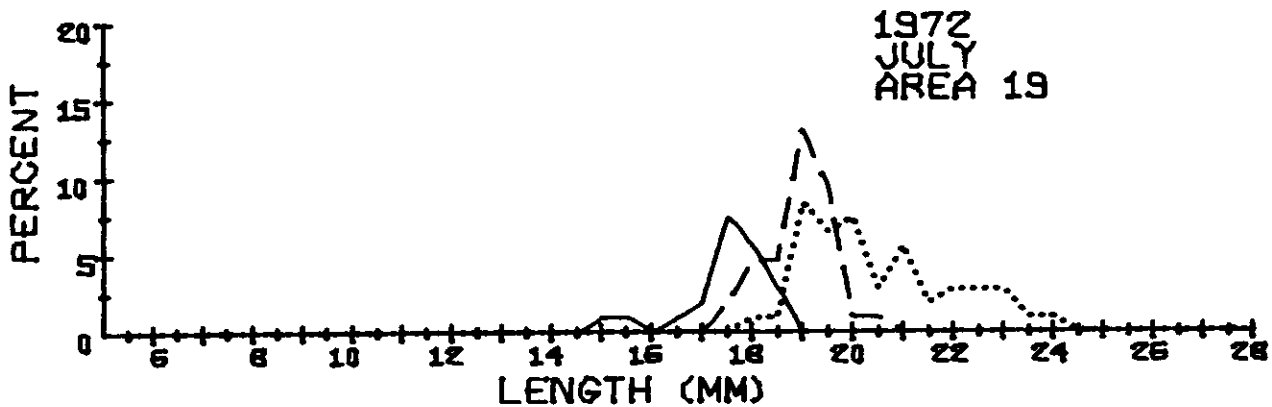
1971
AUGUST
AREA 30



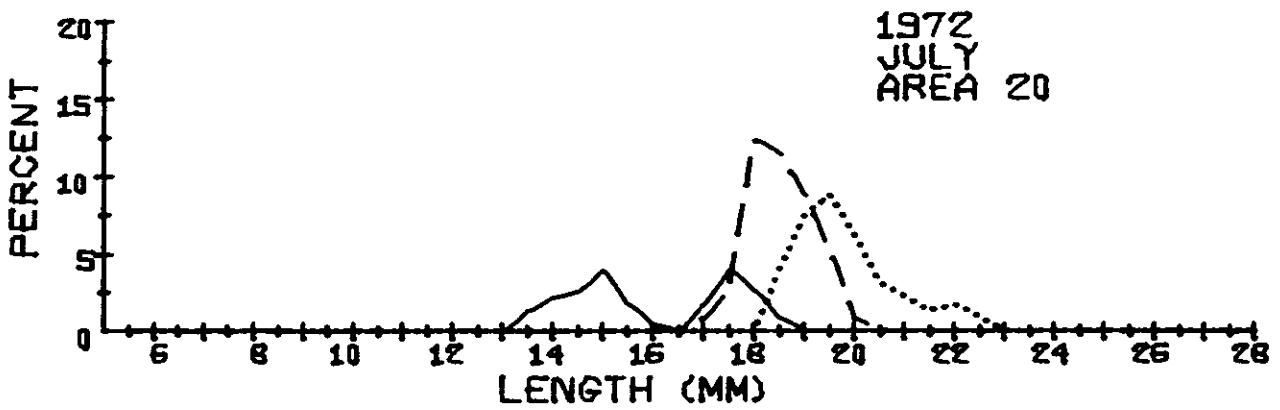
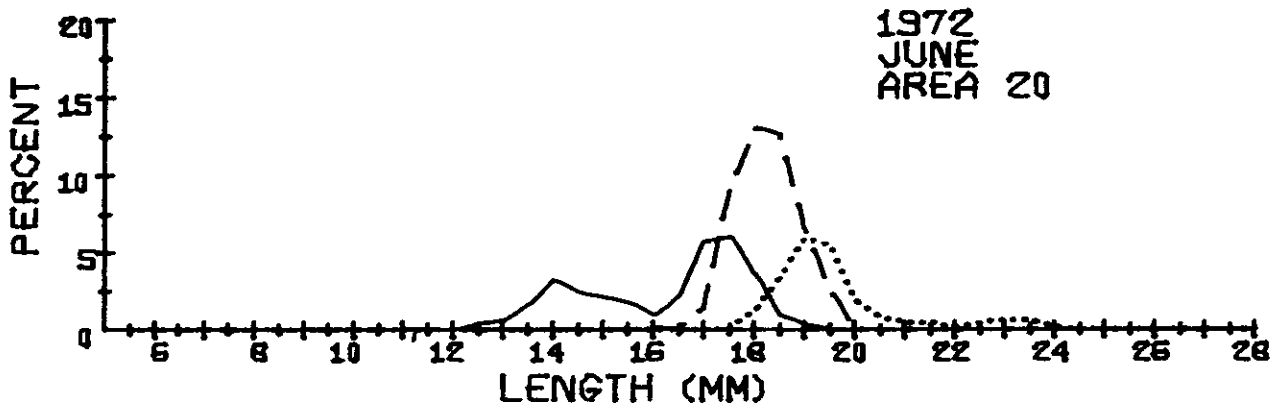
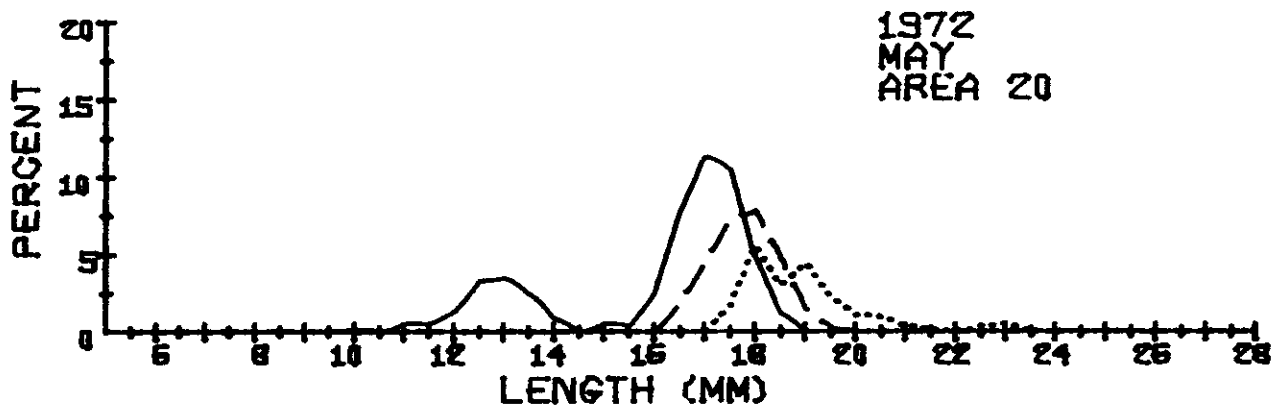
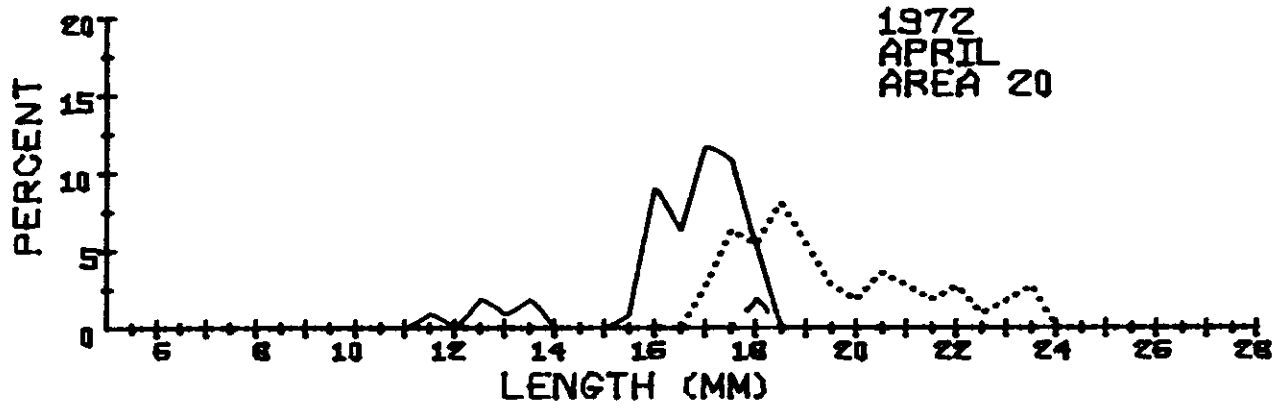
LENGTH	1971 AREA 30 MONTH 5			1971 AREA 30 MONTH 6			1971 AREA 30 MONTH 7			1971 AREA 30 MONTH 8		
	M	T	F	M	T	F	M	T	F	M	T	F
	6.0											
6.5												
7.0												
7.5												
8.0												
8.5												
9.0												
9.5												
10.0												
10.5												
11.0	8			1								
11.5	18			1								
12.0	34			5			6			1		
12.5	18			10			4			2		
13.0	30			11			16			6		
13.5	10			13			17			1		
14.0	5			9			44			14	1	
14.5				1			37			18		
15.0	1						32			24		
15.5	6						14			4		
16.0	19	4					7	3		3	3	
16.5	30	2			2		1	4		3	3	
17.0	40	16	2	5	6	1		10		2	3	
17.5	22	5	1		12	1		21			5	
18.0	5	6	3		16	3		37		2	23	1
18.5	3	3	1	1	6			41			8	3
19.0	3	5	3	1	3	1		17	6		16	8
19.5	1	2	11		1	2		9	6		8	8
20.0	1	1	34		1	15		4	11		4	17
20.5			17	1		21		2	19			6
21.0			16			14		1	26			12
21.5			10			8			30			6
22.0			11			16			25			17
22.5			6			4			11			5
23.0			8			13			13			6
23.5			3			5			7			5
24.0			3						6			4
24.5						1			2			1
25.0									1			2
25.5												
26.0												
26.5												
27.0												
27.5												
28.0												
SUBTOTAL	254	44	129	59	47	105	178	149	163	80	74	101
TOTAL		427			211			490			255	
NO SAMPLES		4			2			4			2	
SHRIMP/LB		142.8			113.8			125.9			120.7	



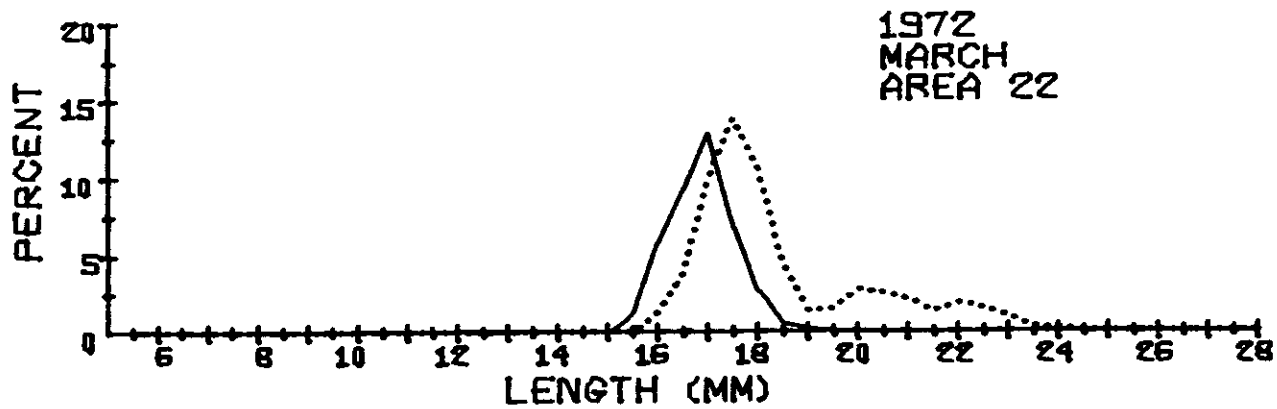
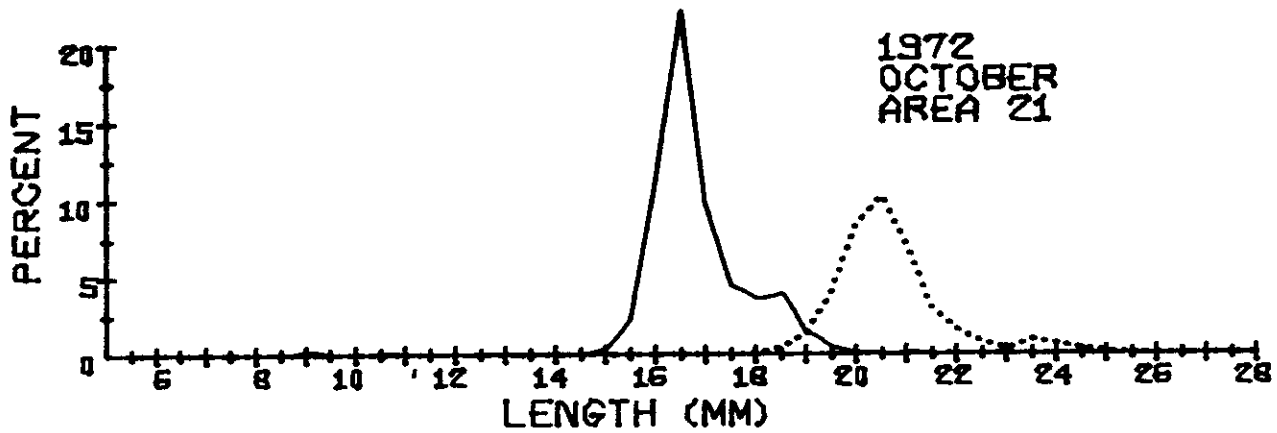
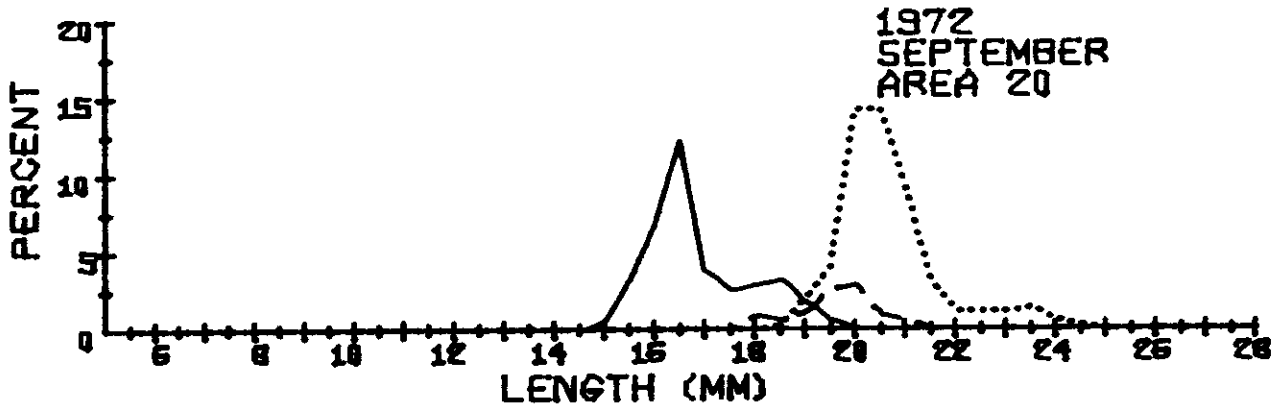
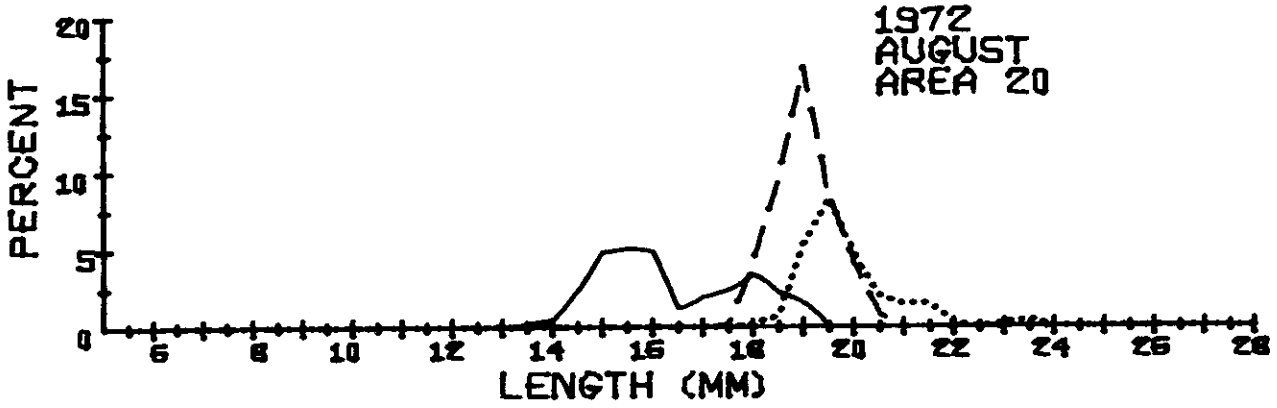
LENGTH	1972 AREA 18 MONTH 7			1972 AREA 19 MONTH 4			1972 AREA 19 MONTH 5			1972 AREA 19 MONTH 6		
	M	T	F	M	T	F	M	T	F	M	T	F
6.0												
6.5												
7.0												
7.5												
8.0												
8.5												
9.0												
9.5												
10.0				1								
10.5												
11.0				1								
11.5				1			1					
12.0				7			1					
12.5				2								
13.0	1			5			1			1		
13.5	3			1			1					
14.0	4						1					
14.5	8			1			1					
15.0	14			7			2			1		
15.5	1			22			2					
16.0	3	1		51	1	1	13		1	1		
16.5	2			75	4	5	40	4		2	1	
17.0	15	4		71	8	12	58	15	3	5	3	
17.5	14	12	1	47	7	12	54	19	4	6	6	
18.0	11	44	5	14	10	36	37	42	19	2	9	2
18.5	4	27	20	4	3	41	6	15	32		11	5
19.0		30	27			28	2	3	46		3	8
19.5		11	31			20		2	35		5	5
20.0			9			5			11		2	6
20.5			2			5			5		1	1
21.0			4			6			12			1
21.5			2			7			8			4
22.0			1			9			8			4
22.5			2			6			8			2
23.0			2			7			9			4
23.5						1			6			
24.0									1			
24.5												
25.0												1
25.5												
26.0												
26.5												
27.0												
27.5												
28.0												
SUBTOTAL	80	129	106	310	33	201	220	100	208	18	41	43
TOTAL		315			544			528			102	
NO SAMPLES		3			5			5			1	
SHRIMP/LB		113.3			135.8			112.8			100.8	



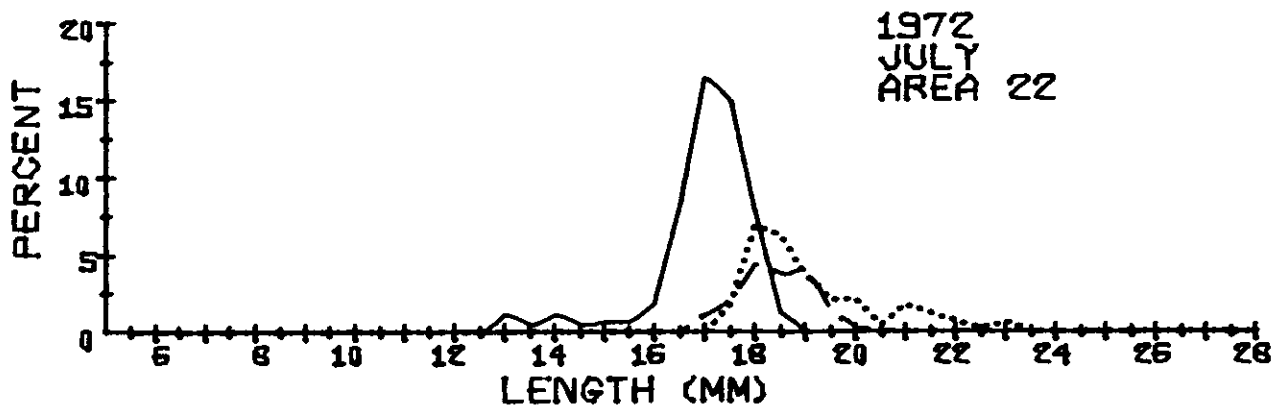
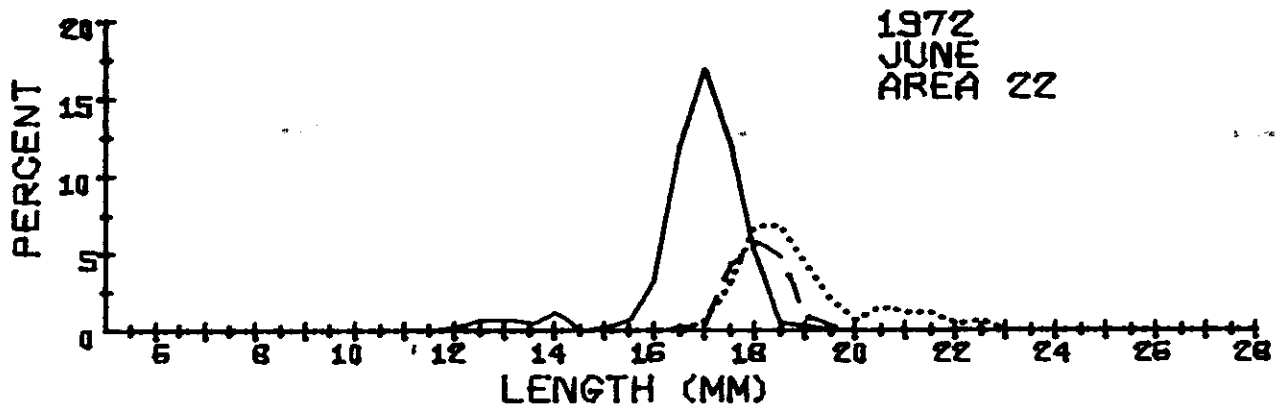
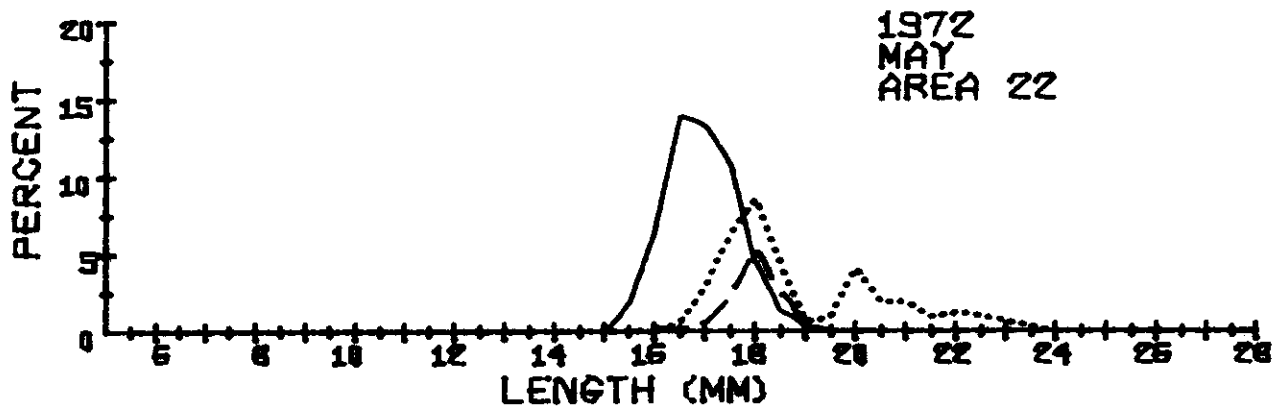
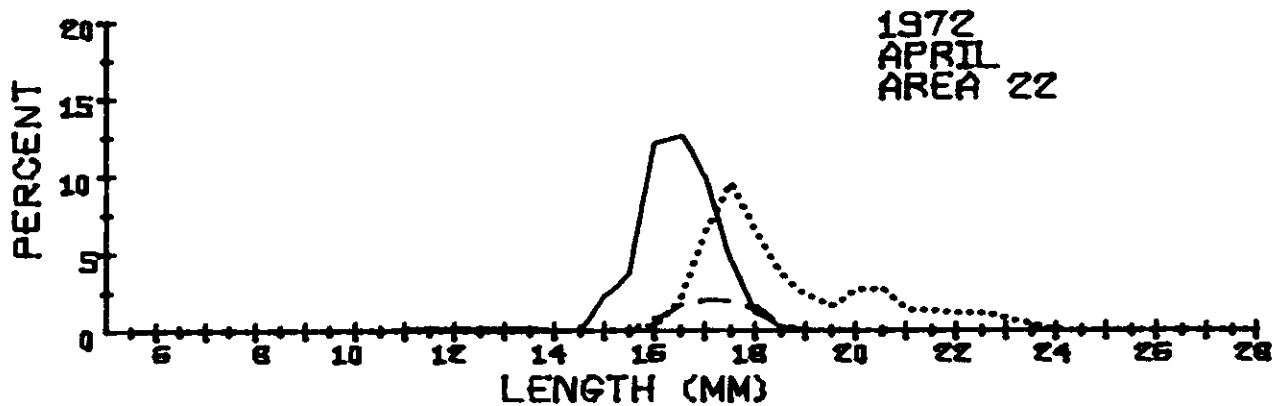
LENGTH	1972 AREA 19 MONTH 7			1972 AREA 19 MONTH 8			1972 AREA 19 MONTH 9			1972 AREA 19 MONTH 10		
	M	T	F	M	T	F	M	T	F	M	T	F
6.0												
6.5												
7.0												
7.5								1				
8.0								1				
8.5												
9.0								1			1	
9.5								1			3	
10.0												
10.5											1	
11.0												
11.5												
12.0												
12.5												
13.0												
13.5												
14.0												
14.5				4								
15.0	1			10			11			4		
15.5	1			17			44			27		
16.0				20			57			86		
16.5	1			12			49			124		
17.0	2			2			12	1		64		
17.5	8	2		9			3	2		23		
18.0	6	5	1	30	5		10	3	1	28	1	1
18.5	3	5	1	18	17		7	4		35		5
19.0		14	9	3	40	1	6	12	8	11		10
19.5		10	7	1	38	14	1	11	19	2		58
20.0		1	8	1	33	43		21	46			126
20.5		1	3		7	28		9	37		1	156
21.0			6	1	1	18		3	17			112
21.5			2			5			15			56
22.0			3			4			5			17
22.5			3			3			1			7
23.0			3			6			1			3
23.5			1			5						7
24.0			1			3						1
24.5						1						2
25.0												
25.5												
26.0									1			
26.5												
27.0												
27.5												
28.0												
SUBTOTAL	22	38	48	128	141	131	204	66	151	409	2	561
TOTAL		108			400			421			972	
NO SAMPLES		1			4			3			4	
SHRIMP/LB		95.1			93.8			104.6			88.6	



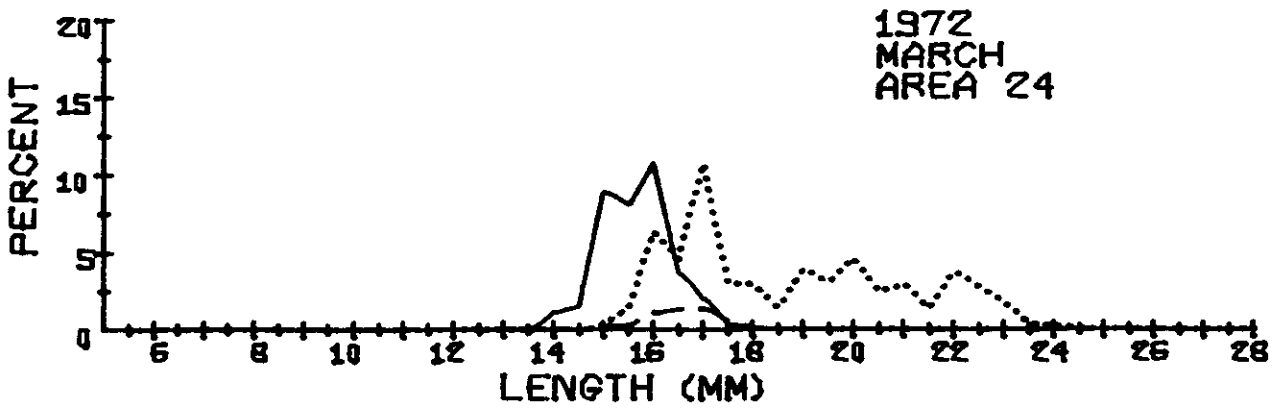
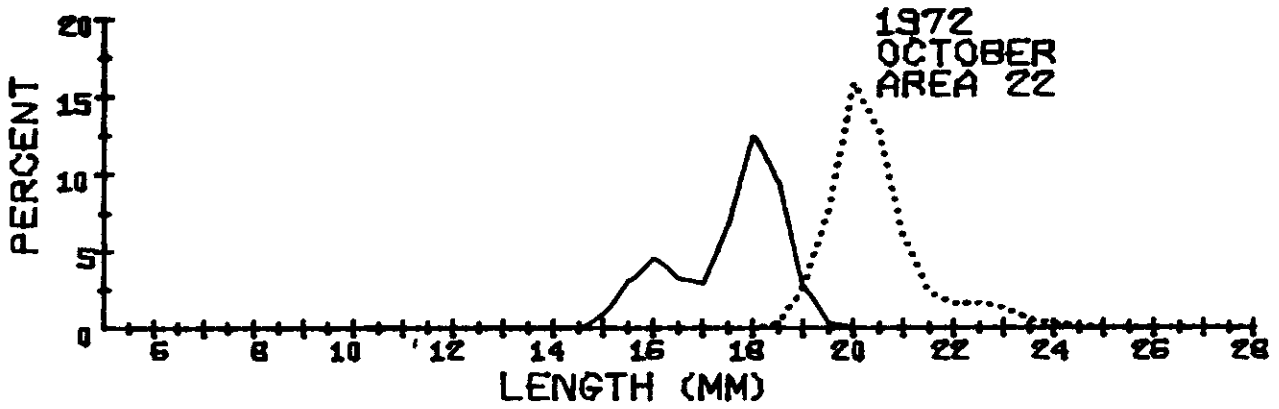
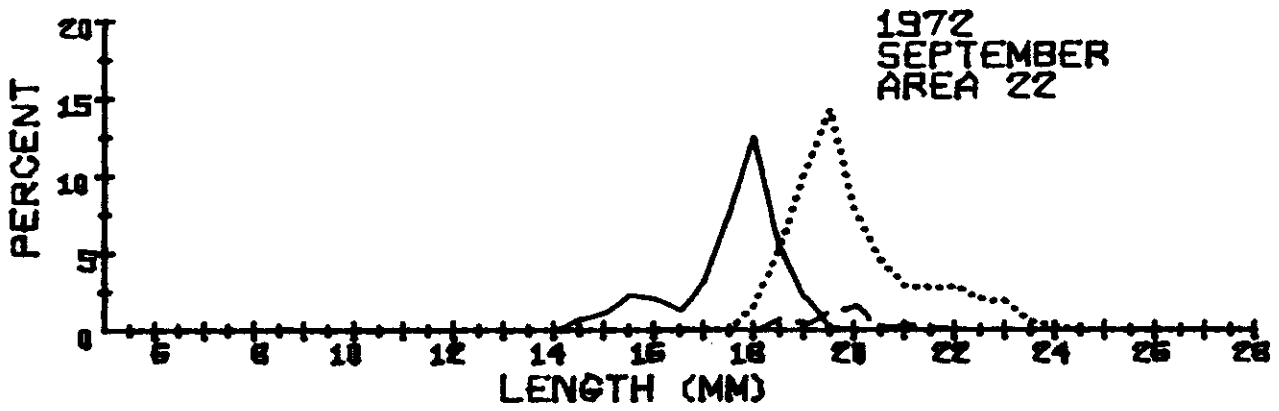
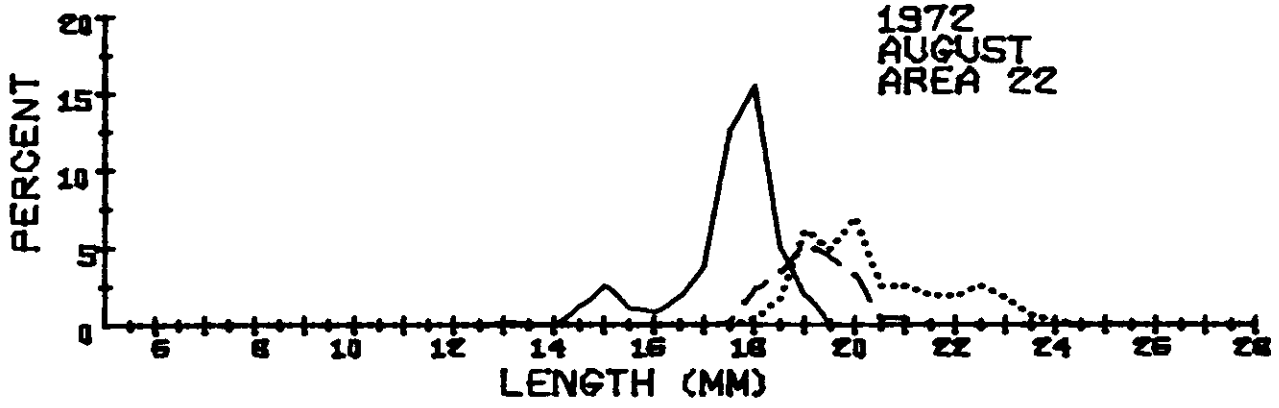
LENGTH	1972 AREA 20 MONTH 4			1972 AREA 20 MONTH 5			1972 AREA 20 MONTH 6			1972 AREA 20 MONTH 7		
	M	T	F	M	T	F	M	T	F	M	T	F
	6.0											
6.5												
7.0												
7.5												
8.0												
8.5												
9.0												
9.5												
10.0				1								
10.5												
11.0				3								
11.5	1			3								
12.0				7								
12.5	2			18			3					
13.0	1			19			4					
13.5	2			13			10			3		
14.0				5			20			5		
14.5							15			6		
15.0				3			13			9		
15.5	1			2			11			4		
16.0	10			13			6	1		1		
16.5	7			42	10		14	1				
17.0	13		3	61	24		36	9		4	2	
17.5	12		7	56	39	9	38	56	1	9	6	
18.0	6	2	6	26	42	30	23	81	8	6	28	
18.5			9	6	25	16	6	78	21	2	26	9
19.0			6		8	24	2	41	37		20	17
19.5			3		1	12		16	34		12	20
20.0			2			6			12		2	14
20.5			4			5			5			7
21.0			3			2			3			5
21.5			2			1			3			3
22.0			3						1			4
22.5			1			2			3			2
23.0			2			3			4			
23.5			3						4			
24.0									1			
24.5												
25.0												
25.5												
26.0												
26.5												
27.0												
27.5												
28.0												
SUBTOTAL	55	2	54	278	149	110	201	283	137	49	96	81
TOTAL		111			537			621			226	
NO SAMPLES		1			4			6			2	
SHRIMP/LB		122.2			140.0			120.2			111.8	



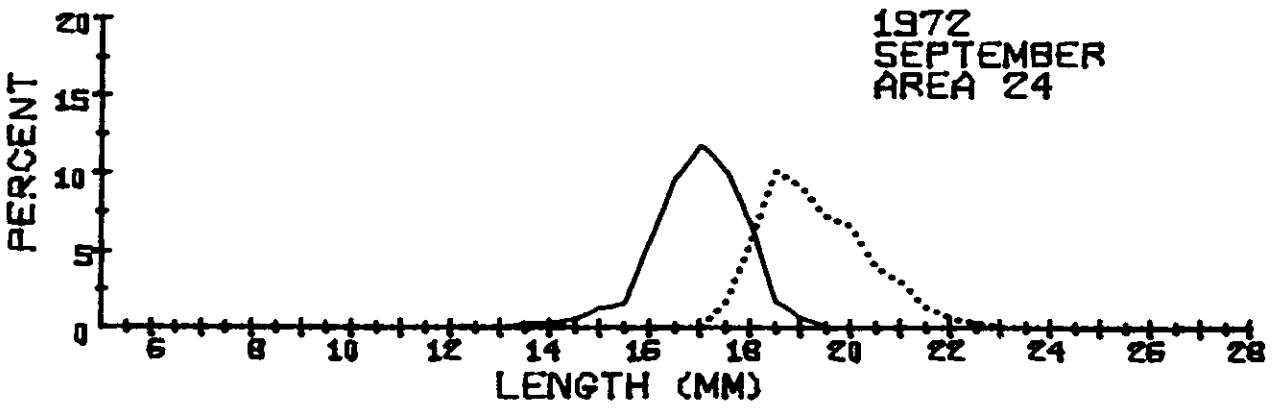
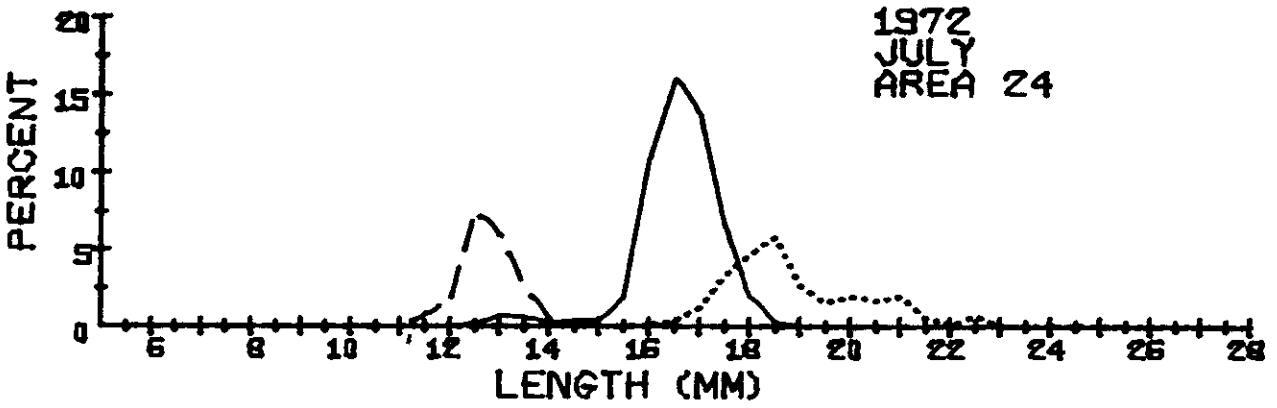
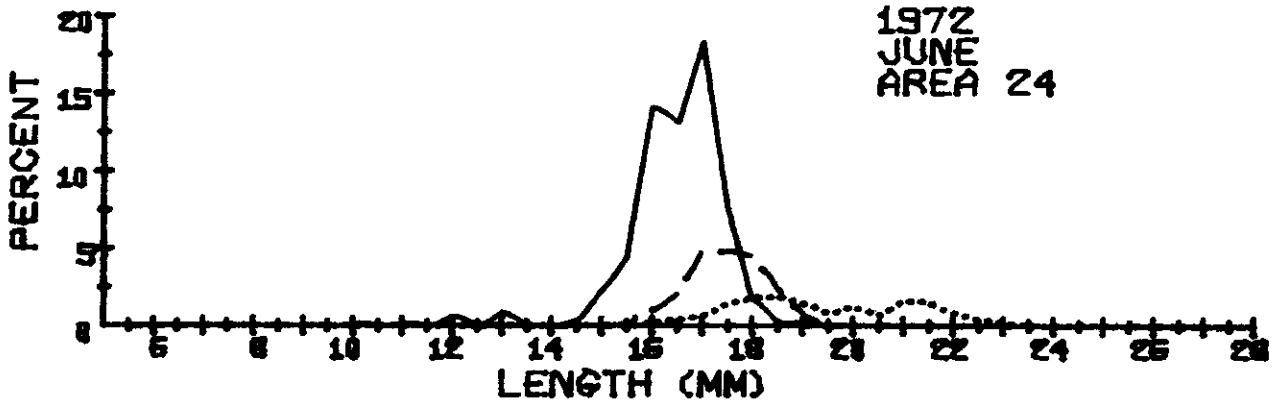
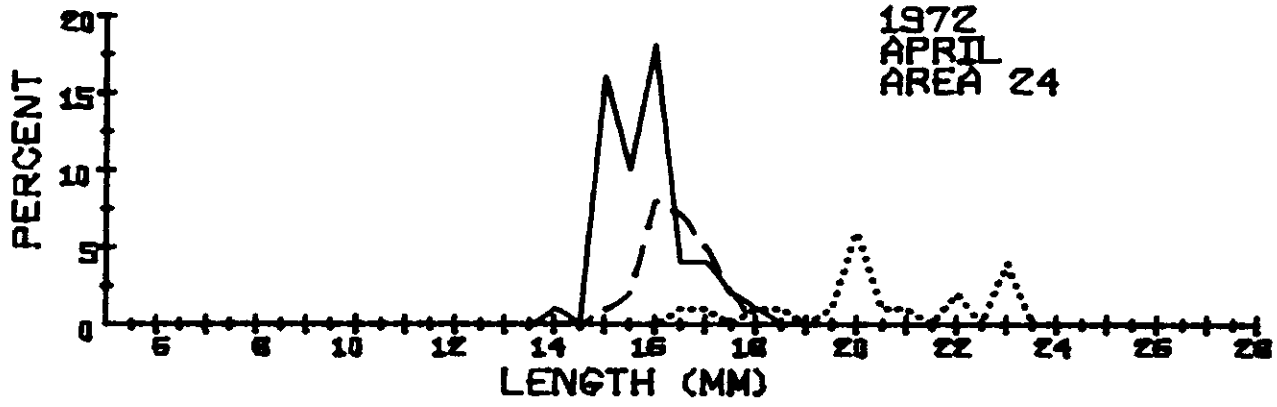
LENGTH	1972 AREA 20 MONTH 8			1972 AREA 20 MONTH 9			1972 AREA 21 MONTH 10			1972 AREA 22 MONTH 3		
	M	T	F	M	T	F	M	T	F	M	T	F
	6.0											
6.5												
7.0												
7.5												
8.0												
8.5												
9.0								2				
9.5												
10.0												
10.5								1				
11.0												
11.5											1	
12.0											3	
12.5											2	
13.0											1	
13.5	1											
14.0	2											
14.5	10										1	
15.0	20			2				3			1	
15.5	21			11				15			33	
16.0	20			23				71			156	35
16.5	5			42				141			248	4 101
17.0	8			13				61			343	1 263
17.5	10	1		9				28			179	2 369
18.0	14	17	1	10	3			23	1		71	1 281
18.5	9	39	3	11	2	1		25	3		15	117
19.0	6	69	22	6	4	7		9	9		3	37
19.5		34	34	2	9	14		3	26			42
20.0		17	19		10	49			1 54			73
20.5		3	8		3	49			65			67
21.0			6		2	32		1	45			55
21.5			6			11			19			36
22.0			1			4			10			50
22.5						4			5			40
23.0			1			4			2			27
23.5			2			5			6			7
24.0						2			4			6
24.5						1			2			
25.0									1			
25.5												
26.0												
26.5												
27.0												
27.5												
28.0												
SUBTOTAL	126	180	103	129	33	183	382	2	252	1057	8	1606
TOTAL		409			345			636			2671	
NO SAMPLES		2			1			2			21	
SHRIMP/LB		110.8			96.3			103.7			123.0	



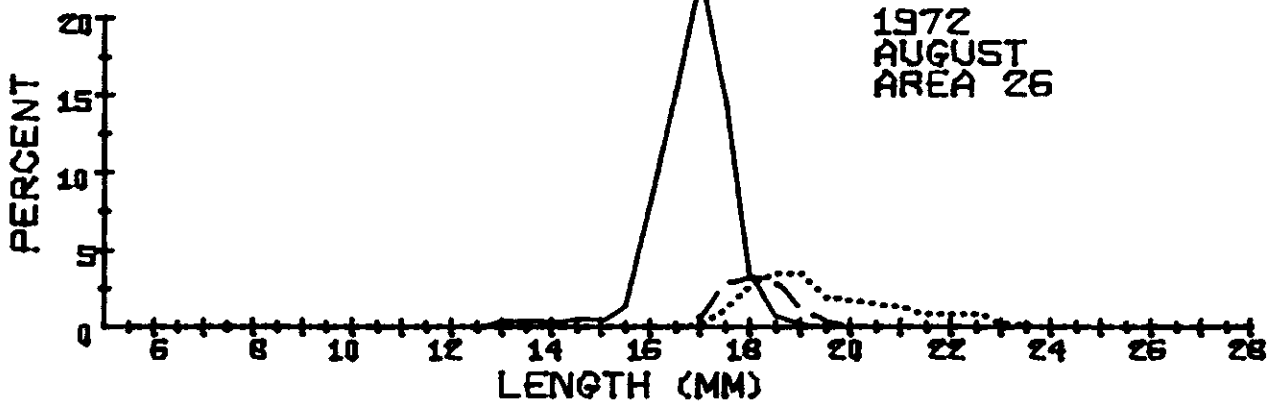
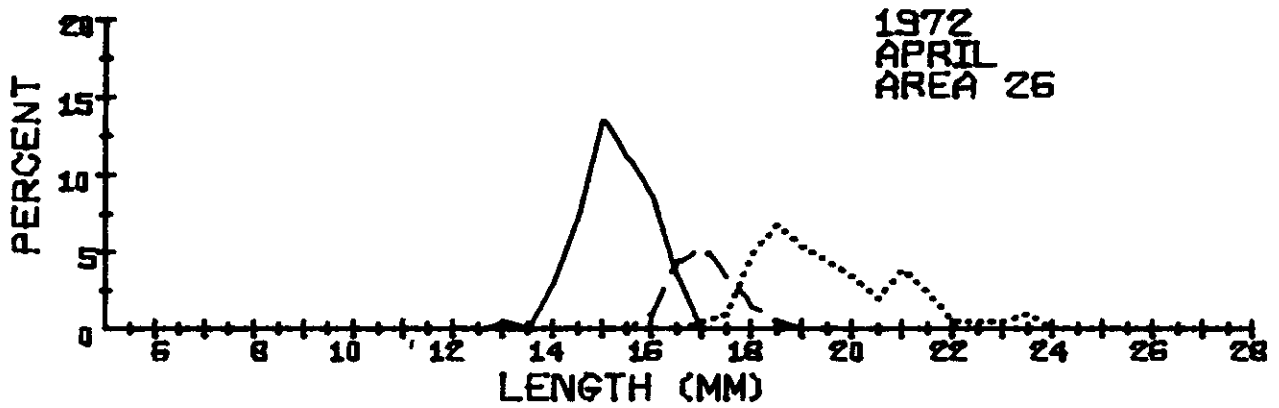
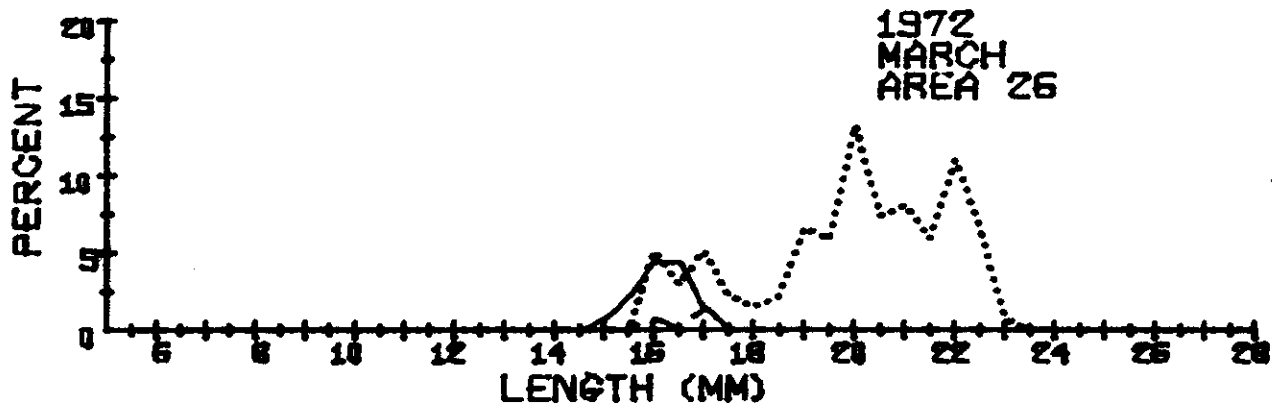
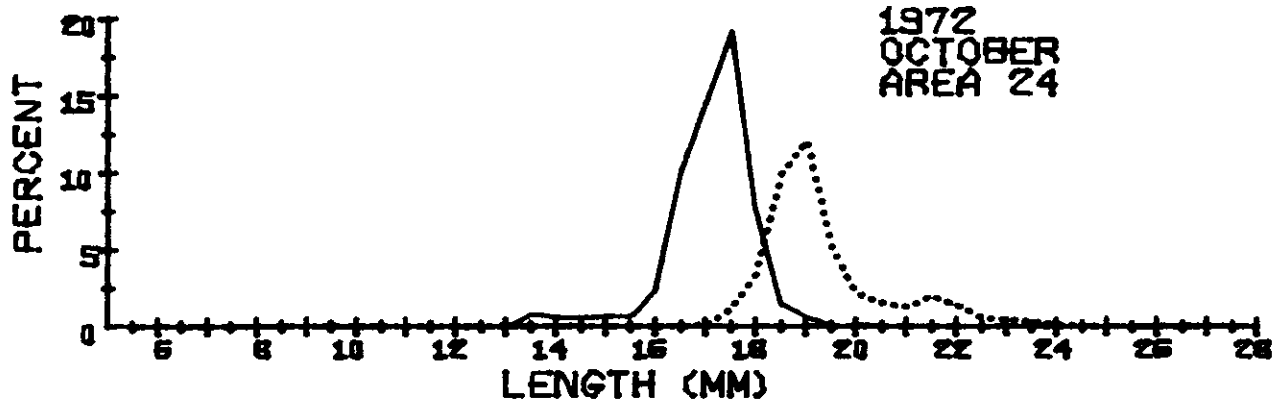
LENGTH	1972 AREA 22 MONTH 4			1972 AREA 22 MONTH 5			1972 AREA 22 MONTH 6			1972 AREA 22 MONTH 7			
	M	T	F	M	T	F	M	T	F	M	T	F	
6.0													
6.5													
7.0													
7.5													
8.0													
8.5													
9.0													
9.5													
10.0													
10.5													
11.0	2												
11.5	2												
12.0	2							1					
12.5	2							3					
13.0	2							3			5		
13.5	2							2			2		
14.0								5			5		
14.5	1										2		
15.0	25							1			3		
15.5	41			6				3			3		
16.0	132	9	4	20	1		14				8		
16.5	137	18	21	44		2	53	1			36		
17.0	108	22	69	42	2	9	74	2	3		71	5	
17.5	49	20	104	34	7	20	53	19	13		65	9	8
18.0	12	16	70	14	17	27	22	25	30		34	19	30
18.5	2	4	40	4	8	14	2	21	30		5	16	27
19.0			25	1	1	2	1	4	19			18	16
19.5			17			3		1	9			6	9
20.0			29			13			3			1	9
20.5			30			6			7				2
21.0			15			6			5				8
21.5			14			3			5				5
22.0			12			4			2				3
22.5			12			3			3				1
23.0			9			2							3
23.5			4			1							
24.0			1										
24.5													
25.0													
25.5													
26.0													
26.5													
27.0													
27.5													
28.0													
SUBTOTAL	519	89	476	165	36	115	237	73	129	239	74	121	
TOTAL		1084			316			439			434		
NO SAMPLES		10			3			4			4		
SHRIMP/LB		131.9			127.9			134.0			116.1		



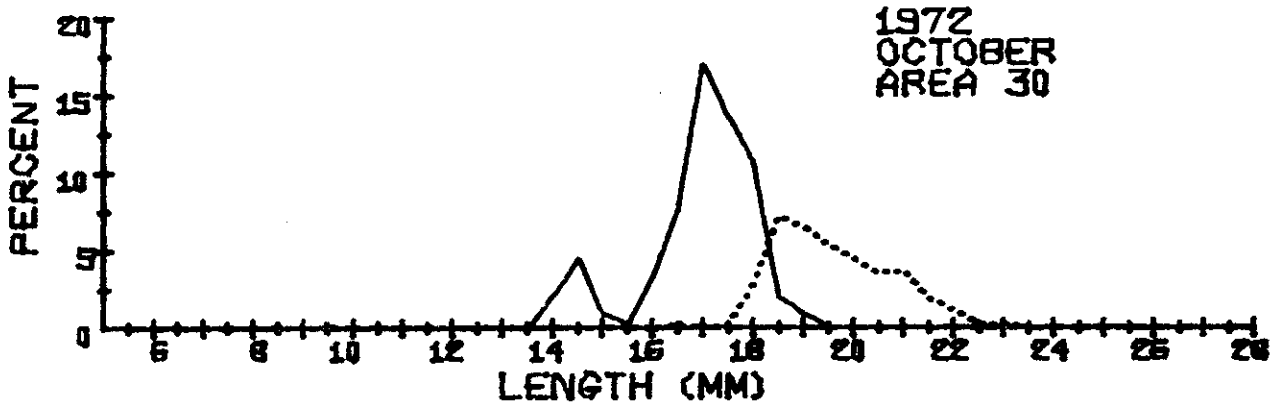
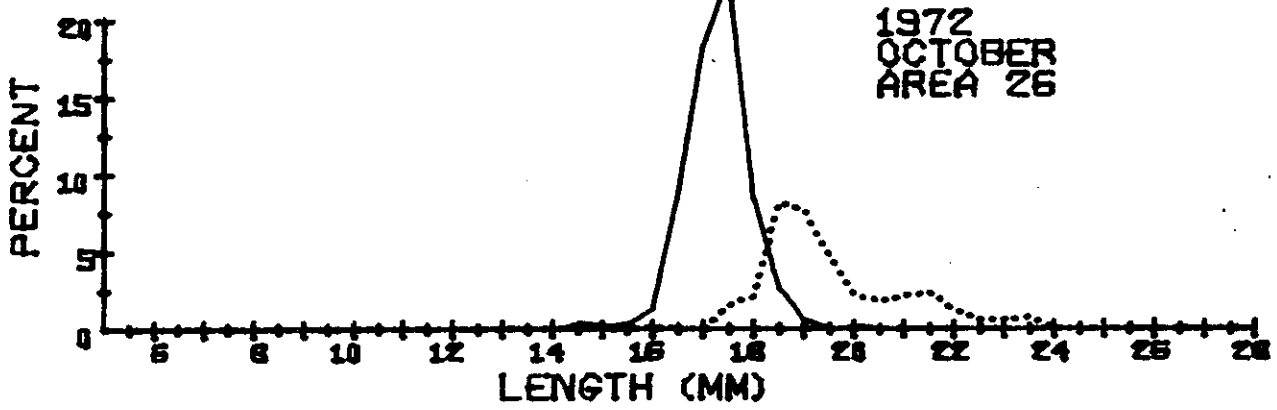
LENGTH	1972 AREA 22 MONTH 8			1972 AREA 22 MONTH 9			1972 AREA 22 MONTH 10			1972 AREA 24 MONTH 3		
	M	T	F	M	T	F	M	T	F	M	T	F
6.0												
6.5												
7.0												
7.5												
8.0												
8.5				1				1				
9.0								2				
9.5								1				
10.0								3				
10.5								4				
11.0												
11.5												
12.0												
12.5												
13.0	1											
13.5												
14.0										14	1	
14.5	6			5				1		20	1	
15.0	12			8				25		112	3	5
15.5	5			16				84		101	4	18
16.0	4			14				122		135	14	80
16.5	9			9	1			88		45	17	57
17.0	18			22		1		79		26	17	135
17.5	60	1		53	1			185		4	7	38
18.0	73	11	2	88		11		339		1	1	36
18.5	23	16	8	37	5	36		255	2	11		18
19.0	9	25	29	15	3	71		71				49
19.5		20	23	1	8	100		9	1	208		38
20.0		15	33		11	55				431		58
20.5		2	12		1	32			1	345		30
21.0		2	12		3	20				161		37
21.5			9		1	19			1	63		17
22.0			9			20				43		47
22.5			12			14				46		34
23.0			8			13				34		22
23.5			3			4				15		5
24.0			1			2				8		3
24.5										4		1
25.0										1		
25.5												
26.0												
26.5												
27.0												
27.5												
28.0												
SUBTOTAL	220	92	161	269	34	398	1269	5	1444	458	65	728
TOTAL		473			701			2718			1251	
NO SAMPLES		6			7			17			8	
SHRIMP/LB		104.6			97.2			93.3			128.0	



LENGTH	1972 AREA 24 MONTH 4			1972 AREA 24 MONTH 6			1972 AREA 24 MONTH 7			1972 AREA 24 MONTH 9		
	M	T	F	M	T	F	M	T	F	M	T	F
6.0												
6.5												
7.0												
7.5												
8.0												
8.5												
9.0												
9.5												
10.0				1								
10.5												
11.0				1								
11.5								6				
12.0				3				12				
12.5							2	54				
13.0				4			5	43				
13.5							4	18			1	
14.0	1						2	4			1	
14.5				2			3	1			2	
15.0	16	1		11			3				4	
15.5	10	2		21	1		14				5	
16.0	18	8		67	5	1	78		1		17	
16.5	4	7	1	62	10	2	115		3		30	
17.0	4	5	1	87	23	3	99		9		36	
17.5	2	2		35	23	7	46		24		31	5
18.0	1		1	8	21	9	14		34		21	17
18.5			1	1	11	9	2		42		5	31
19.0				1	3	7			19		2	28
19.5			1			4			11			22
20.0			6			6			14			20
20.5			1			3			12			12
21.0			1			8			14			9
21.5						7			4			4
22.0			2			4			1			2
22.5						2			5			1
23.0			4			1						
23.5												
24.0												
24.5												
25.0												
25.5												
26.0												
26.5												
27.0												
27.5												
28.0												
SUBTOTAL	56	25	19	304	97	73	387	138	193	155	0	151
TOTAL		100			474			718			306	
NO SAMPLES		1			4			3			3	
SHRIMP/LB		149.2			143.3			140.4			113.3	

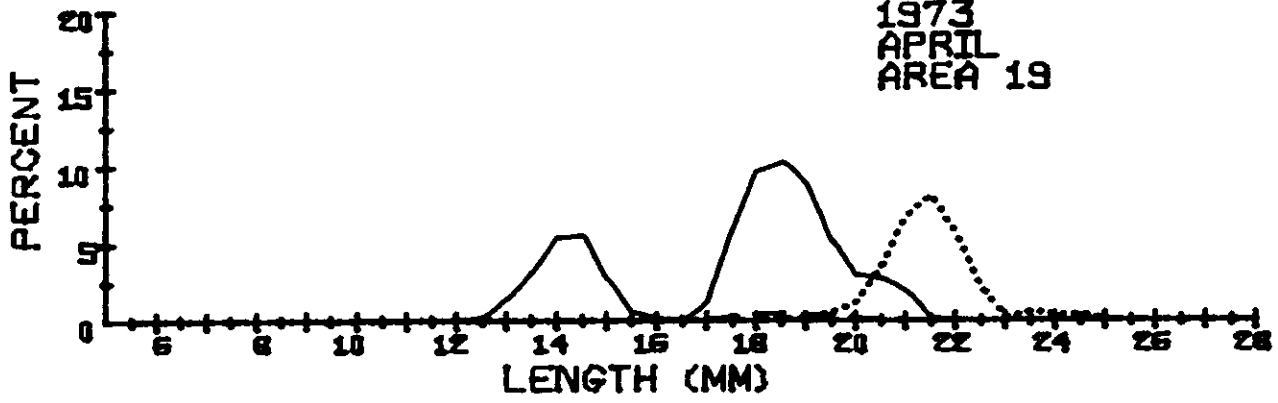


LENGTH	1972 AREA 24 MONTH 10			1972 AREA 26 MONTH 3			1972 AREA 26 MONTH 4			1972 AREA 26 MONTH 8			
	M	T	F	M	T	F	M	T	F	M	T	F	
6.0													
6.5													
7.0													
7.5													
8.0													
8.5													
9.0													
9.5													
10.0													
10.5													
11.0													
11.5													
12.0													
12.5													
13.0								1			4		
13.5	6										4		
14.0	4							6			3		
14.5	4							15			5		
15.0	5			1				28			4		
15.5	5			3				23			12		
16.0	17			6	1	7		18	2		70	1	
16.5	74			6		4		7	9		134		
17.0	105		1	2	2	7			11	1	199	6	2
17.5	138		8			3			7	2	128	25	10
18.0	54		24			2			3	10	29	29	24
18.5	10		71			3			1	14	6	25	31
19.0	4		87			9				11	1	11	31
19.5			37			8				9		3	17
20.0	1		15			18				7			15
20.5			11			10				4			13
21.0			9			11				8			11
21.5			14			8				5			7
22.0			10			15				1			7
22.5			4			9				1			8
23.0			3			1				1			2
23.5			2							2			1
24.0			1										
24.5													
25.0													
25.5													
26.0													
26.5													
27.0													
27.5													
28.0													
SUBTOTAL	427	0	297	18	3	115	98	33	76	599	99	180	
TOTAL		724				136			207		878		
NO SAMPLES		6				1			1		8		
SHRIMP/LB		110.8				90.6			156.0		125.8		

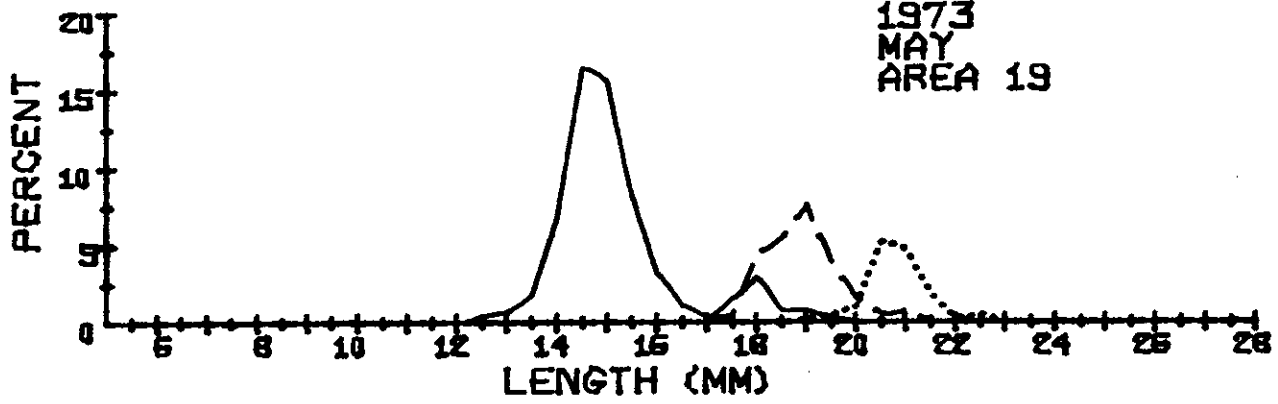


LENGTH	1972			1972			0			0		
	AREA 26			AREA 30			AREA 0			AREA 0		
	MONTH 10			MONTH 10			MONTH 0			MONTH 0		
	M	T	F	M	T	F	M	T	F	M	T	F
6.0												
6.5												
7.0												
7.5												
8.0												
8.5												
9.0												
9.5												
10.0												
10.5												
11.0												
11.5												
12.0												
12.5												
13.0												
13.5												
14.0						9						
14.5	2					19						
15.0	1					4						
15.5	2					1						
16.0	7		1			14						
16.5	46					33			1			
17.0	94					73						
17.5	117		8			58			1			
18.0	43		11			46			12			
18.5	13		42			8			31			
19.0	3		39			4			28			
19.5			24						23			
20.0	1		11						19			
20.5			9						15			
21.0			11						5			
21.5			12						8			
22.0			6						5			
22.5			3						1			
23.0			3						1			
23.5			4									
24.0												
24.5												
25.0												
25.5												
26.0												
26.5												
27.0												
27.5												
28.0												
SUBTOTAL	329	0	184	269	0	161	0	0	0	0	0	0
TOTAL		513			430			0			0	
NO SAMPLES		3			2			0			0	
SHRIMP/LB		114.1			119.7			0.0			0.0	

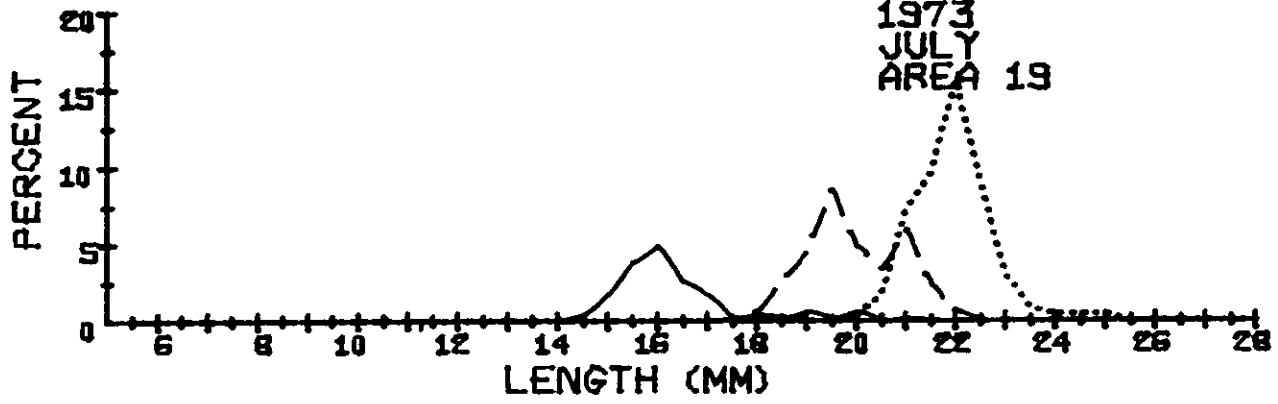
1973
APRIL
AREA 19



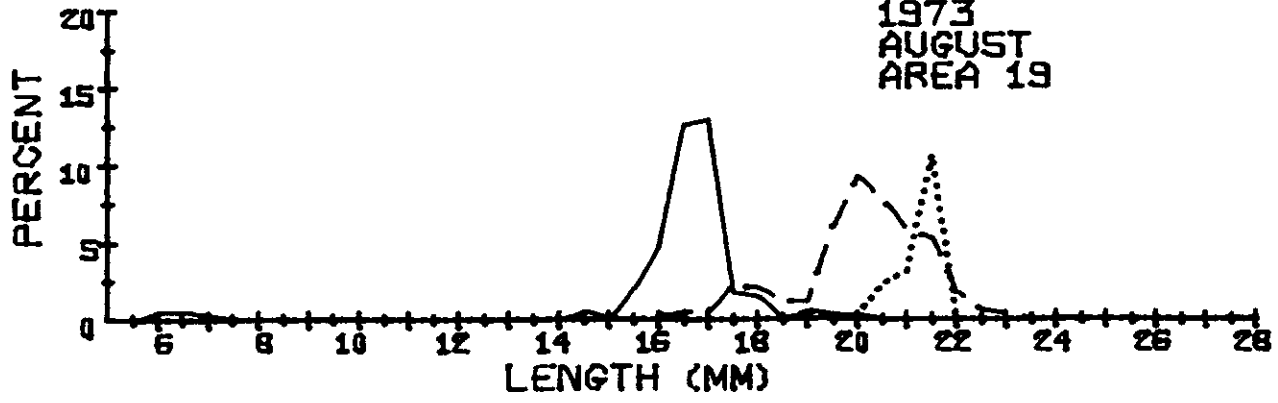
1973
MAY
AREA 19



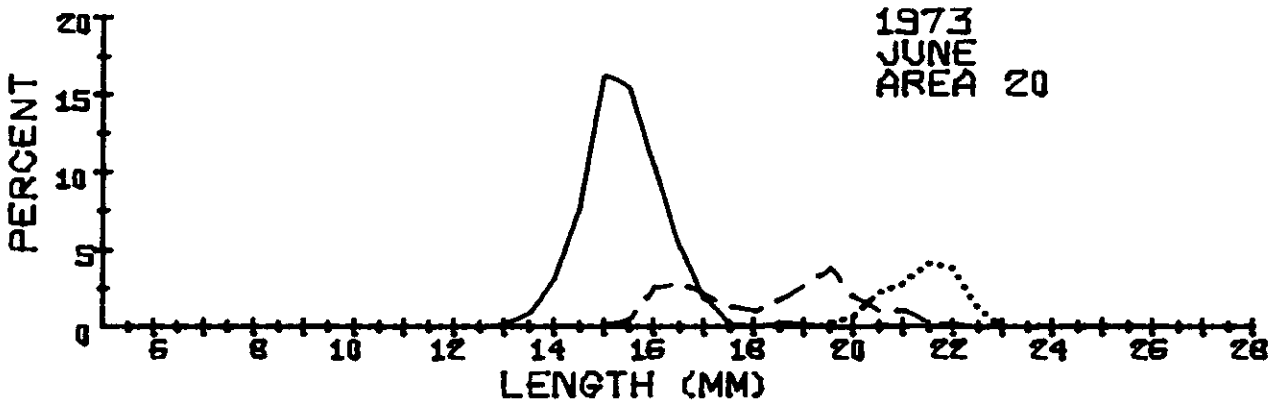
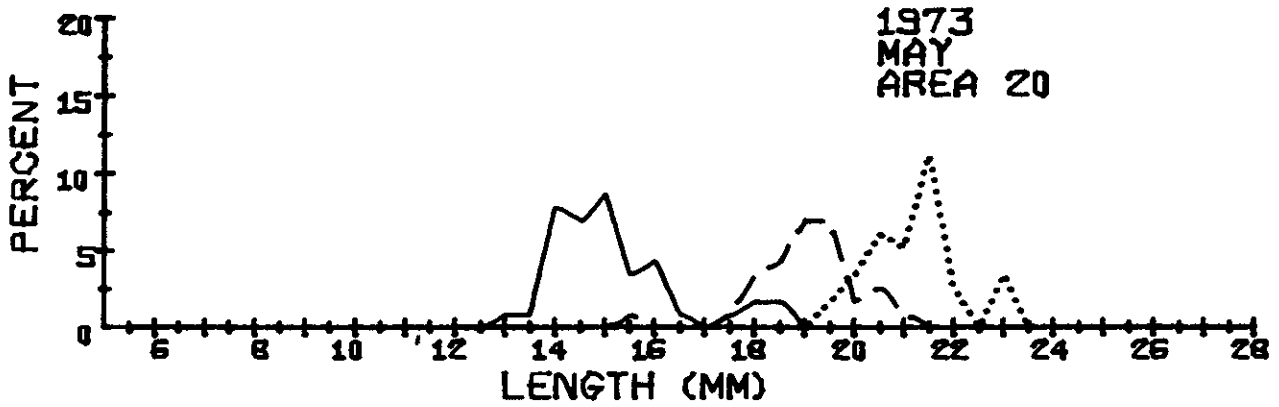
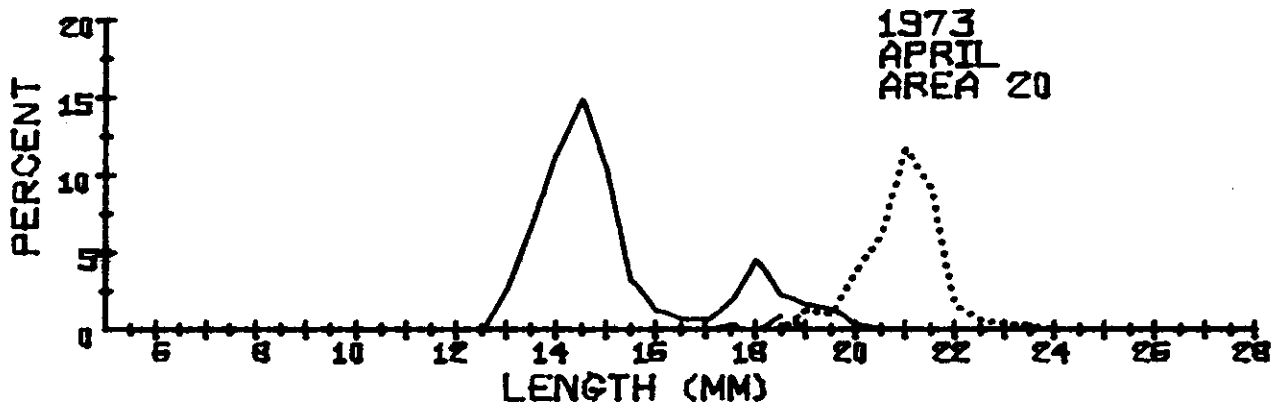
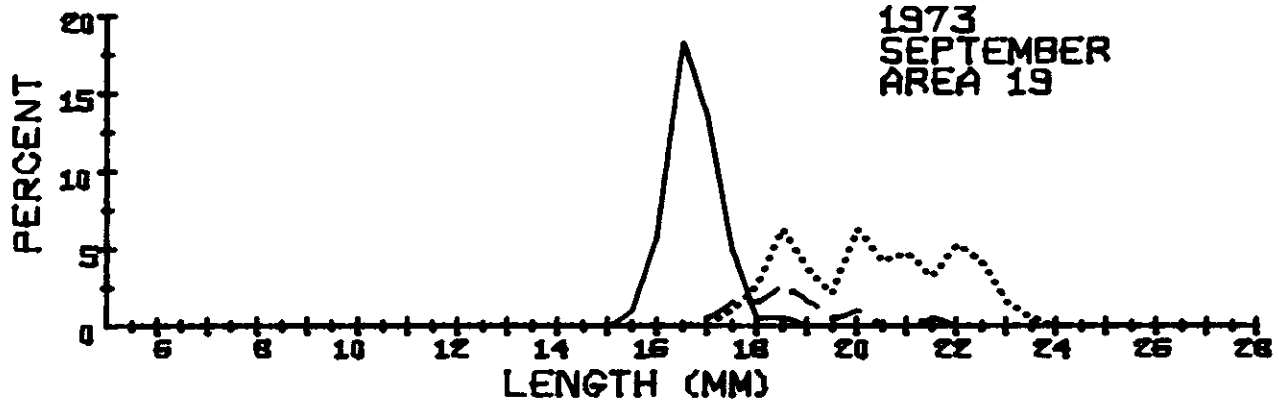
1973
JULY
AREA 19



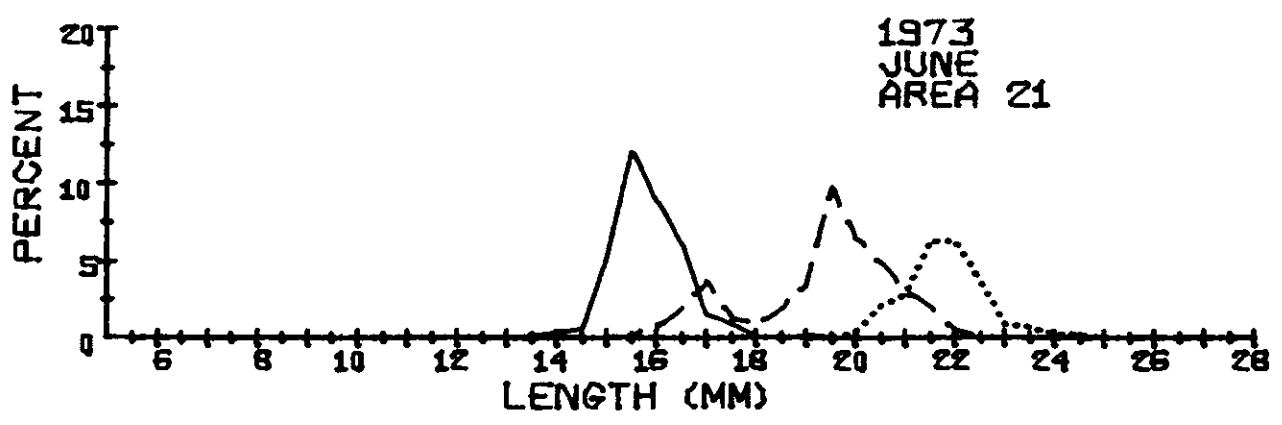
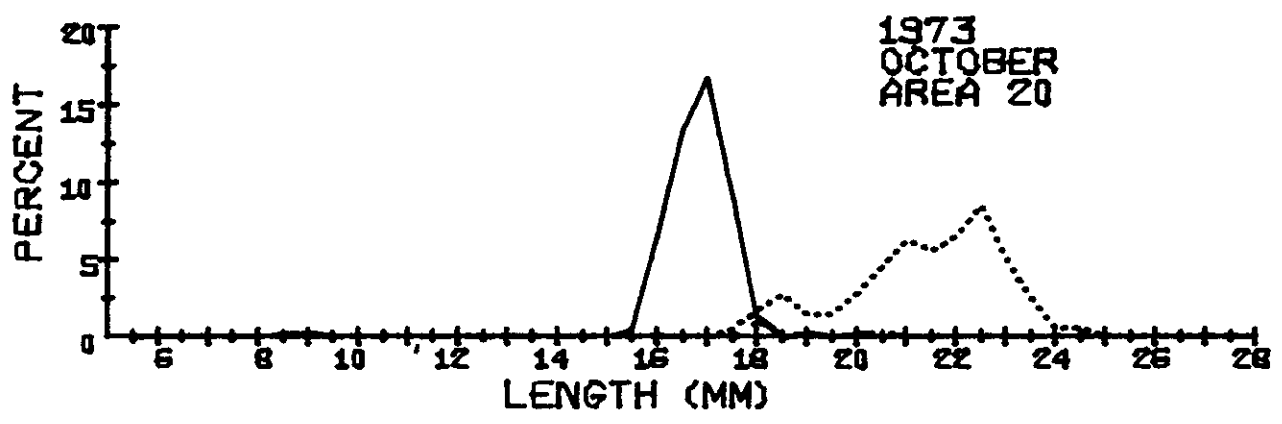
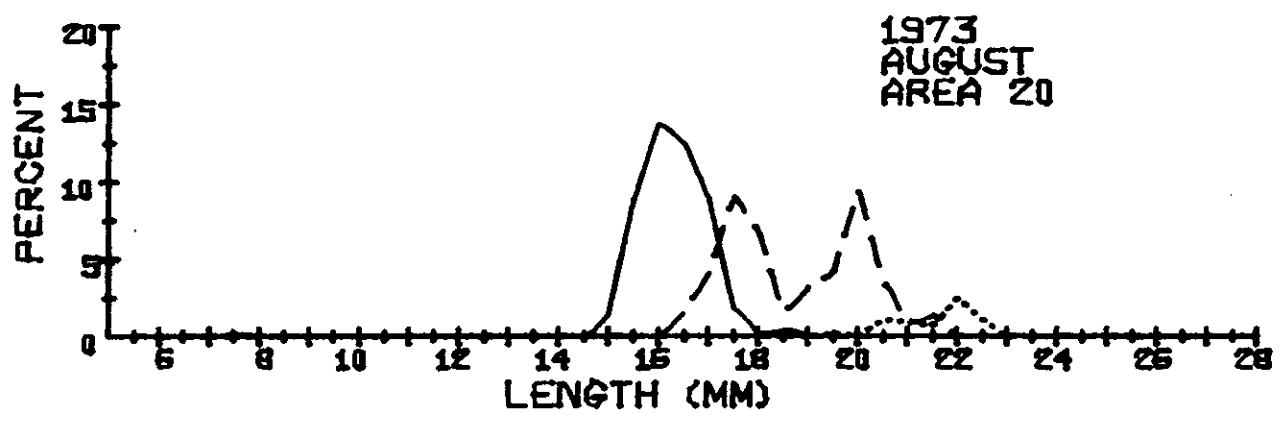
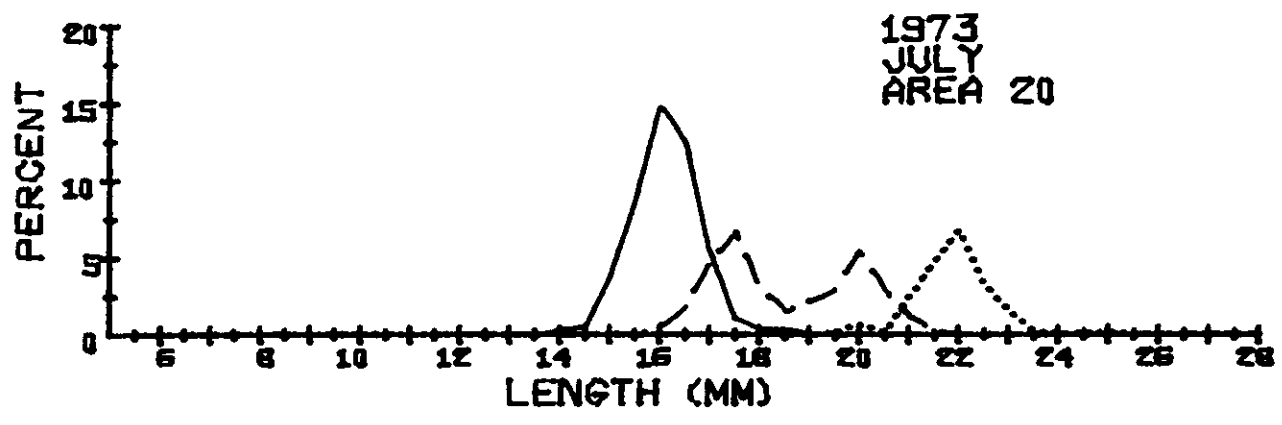
1973
AUGUST
AREA 19



LENGTH	1973 AREA 19 MONTH 4			1973 AREA 19 MONTH 5			1973 AREA 19 MONTH 7			1973 AREA 19 MONTH 8		
	M	T	F	M	T	F	M	T	F	M	T	F
	6.0											
6.5												2
7.0												1
7.5												
8.0												
8.5												
9.0												
9.5												
10.0												
10.5												
11.0												
11.5												
12.0	2											
12.5	3			2								
13.0	17			3								
13.5	37			7								
14.0	64			26								
14.5	66			63			2			2		
15.0	33			60			8					
15.5	7			31			18			7		
16.0	2			12			23			16	1	
16.5	1			4			12			44	2	
17.0	14	1		1	1		8			45	2	
17.5	70	4		6	2		1	1		6	8	
18.0	115	5		11	17		2	3		5	7	
18.5	122	6	1	3	21		1	12			4	
19.0	105	4	2	3	29	1	3	21		2	4	2
19.5	61	4	7	1	15	2	1	40		1	21	
20.0	35	2	14		6	4	3	23	2	1	32	1
20.5	32	1	41		2	20		16	8		27	8
21.0	22		80		3	18	1	28	34		20	11
21.5	2		96			7		11	45		18	37
22.0			67			1		3	73		6	
22.5			26			2			42		2	
23.0			2						14		1	
23.5			7						4			
24.0			4						2			
24.5			5						2			
25.0									2			
25.5												
26.0												
26.5												
27.0												
27.5												
28.0												
SUBTOTAL	810	27	352	233	96	55	83	158	228	134	155	59
TOTAL		1189			384			469			348	
NO SAMPLES		10			4			2			4	
SHRIMP/LB		107.6			126.9			81.1			58.0	

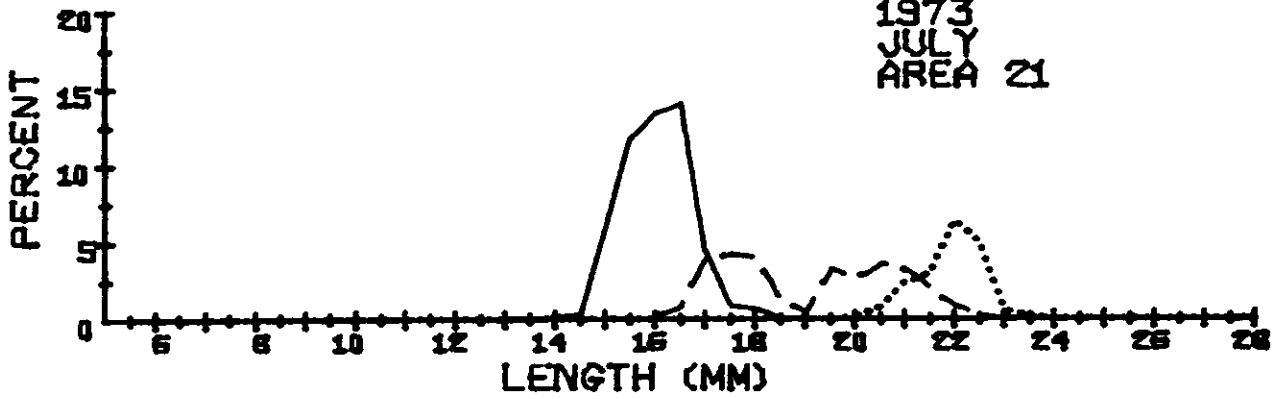


LENGTH	1973 AREA 19 MONTH 9			1973 AREA 20 MONTH 4			1973 AREA 20 MONTH 5			1973 AREA 20 MONTH 6		
	M	T	F	M	T	F	M	T	F	M	T	F
	6.0											
6.5												
7.0												
7.5												
8.0												
8.5												
9.0												
9.5												
10.0												
10.5												
11.0												
11.5												
12.0												
12.5												
13.0				8			1			2		
13.5				21			1			7		
14.0				36			9			24		
14.5				47			8			60		
15.0				33			10			126	1	
15.5	2			10			4	1		120	4	
16.0	11			4			5			81	20	
16.5	35			2			1			40	22	
17.0	26	1		2						14	16	
17.5	9	3	2	6	1		1	1		1	10	
18.0	1	3	5	14			2	4			8	
18.5	1	5	12	7	3		2	5		2	14	
19.0		3	7	5		4		8		1	21	
19.5		1	4	4		3		8	2		29	2
20.0		2	12	1		12		2	4		15	6
20.5			8			19		3	7	1	8	17
21.0			9			37		1	6		8	22
21.5		1	6			29			13		2	32
22.0			10			5			3		1	29
22.5			8			2						9
23.0			3			1			4			
23.5			1			1						1
24.0												
24.5												
25.0												
25.5												
26.0												
26.5												
27.0												
27.5												
28.0												
SUBTOTAL	85	19	87	200	4	113	44	33	39	479	179	118
TOTAL		191			317			116			776	
NO SAMPLES		1			2			1			6	
SHRIMP/LB		99.5			131.8			99.8			131.8	

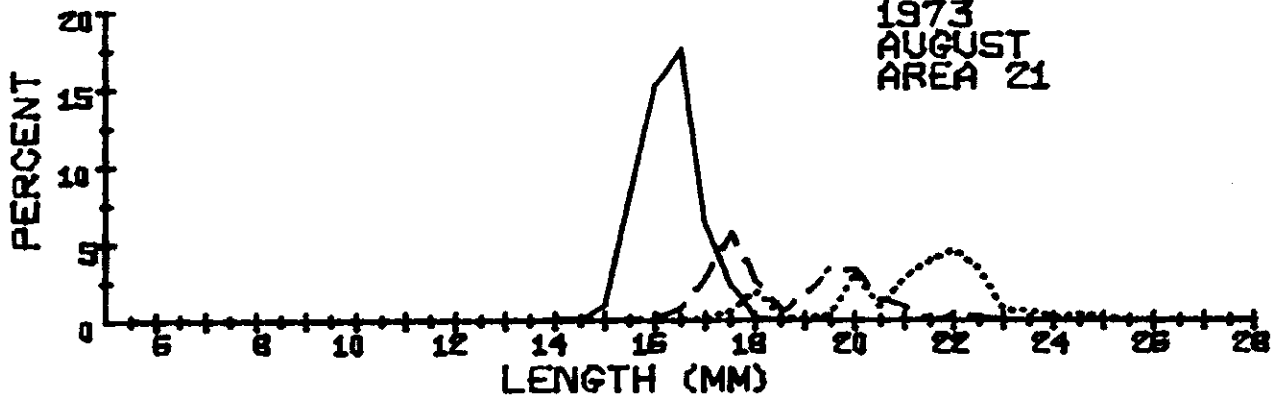


LENGTH	1973 AREA 20 MONTH 7			1973 AREA 20 MONTH 8			1973 AREA 20 MONTH 10			1973 AREA 21 MONTH 6			
	M	T	F	M	T	F	M	T	F	M	T	F	
	6.0												
6.5													
7.0													
7.5				1									
8.0													
8.5								1					
9.0								1					
9.5													
10.0													
10.5													
11.0													
11.5													
12.0													
12.5													
13.0													
13.5											1		
14.0	2										2		
14.5	4										3		
15.0	27			6							24		
15.5	62			39			2				56	1	
16.0	107	4		61			26				41	4	
16.5	90	13		55	7		54				28	9	
17.0	39	34		40	18		67				7	17	
17.5	7	48		8	40		36		2		4	6	
18.0	2	22		1	30		5	4	7			4	
18.5	2	11		2	7				11			9	
19.0		16			14			1	6		1	16	
19.5		21	1		19	1			6			45	
20.0		39	5		42			1	11			30	2
20.5		21	1		16	5		1	18			22	10
21.0		8	18		4	4			25			14	13
21.5		2	34		6	3			22			9	29
22.0			49			11			26			2	29
22.5			24			5			34				17
23.0			11						20				4
23.5			2						10				3
24.0									2				1
24.5			1						2				1
25.0			1										
25.5													
26.0													
26.5													
27.0													
27.5													
28.0													
SUBTOTAL	342	239	147	213	203	29	192	7	202	167	188	109	
TOTAL		728			445			401			464		
NO SAMPLES		5			3			2			4		
SHRIMP/LB		107.6			114.6			94.0			103.5		

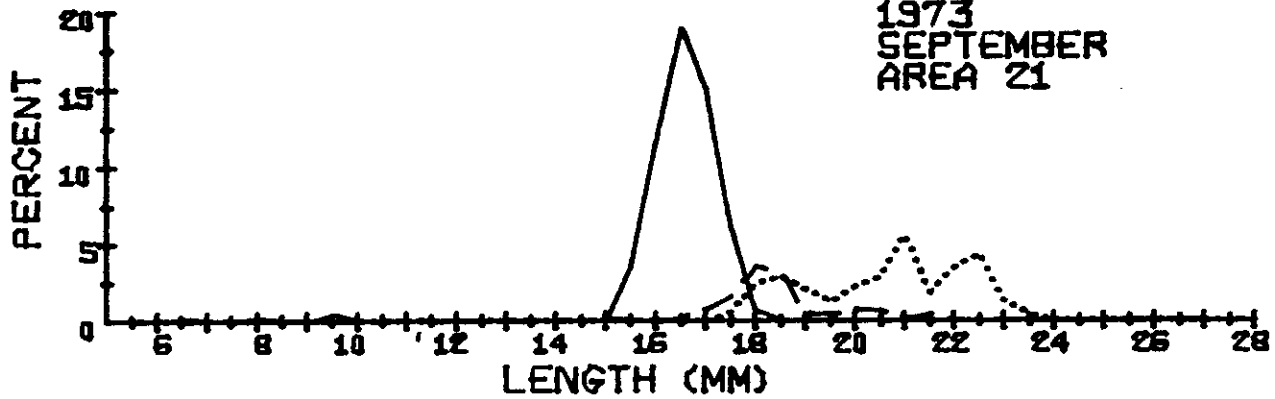
1973
JULY
AREA 21



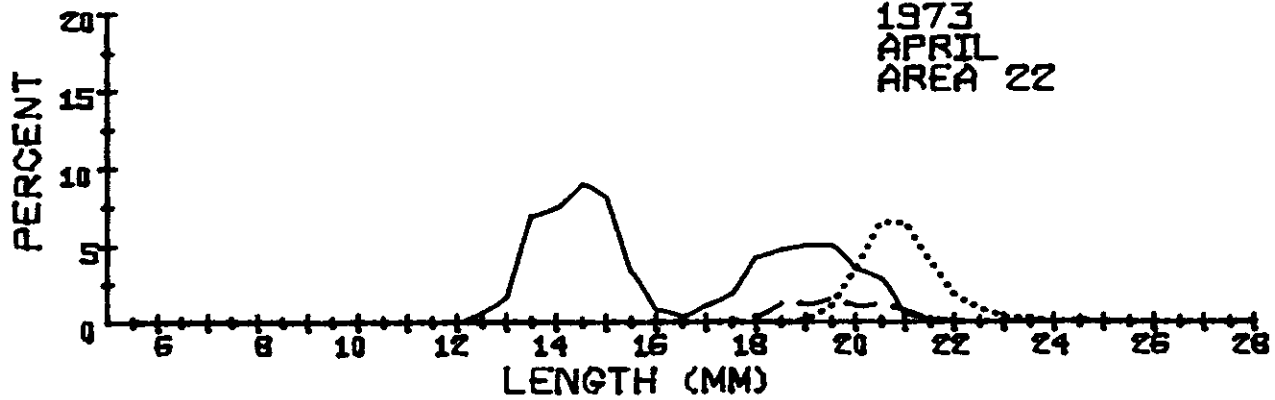
1973
AUGUST
AREA 21



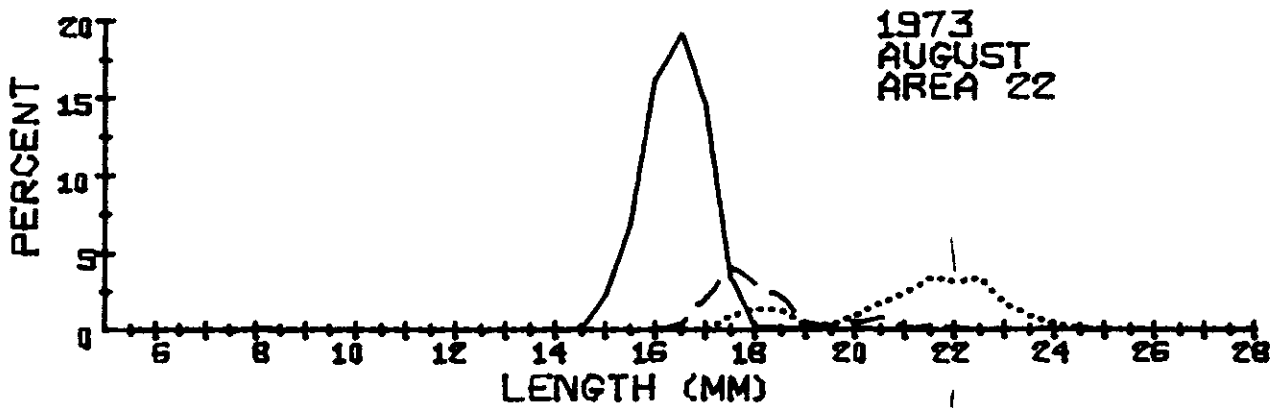
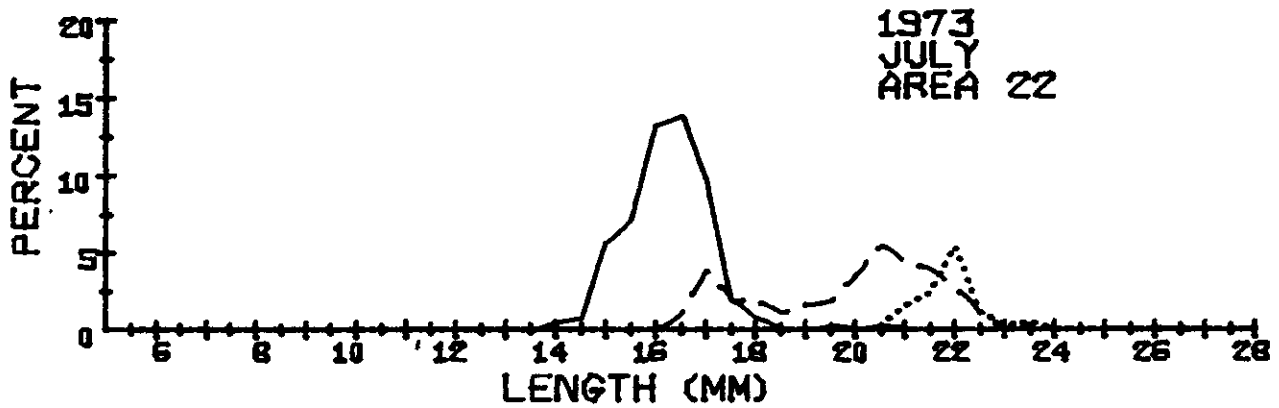
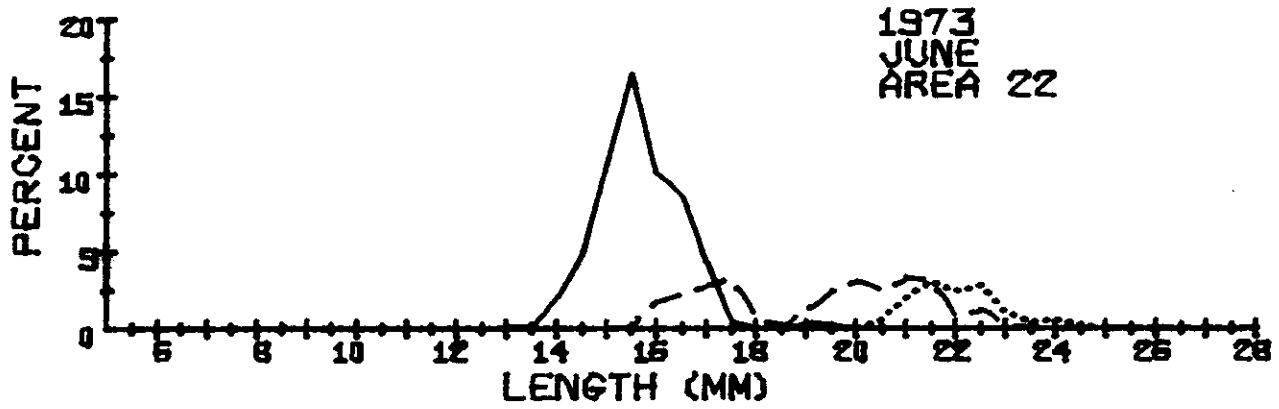

1973
SEPTEMBER
AREA 21



1973
APRIL
AREA 22

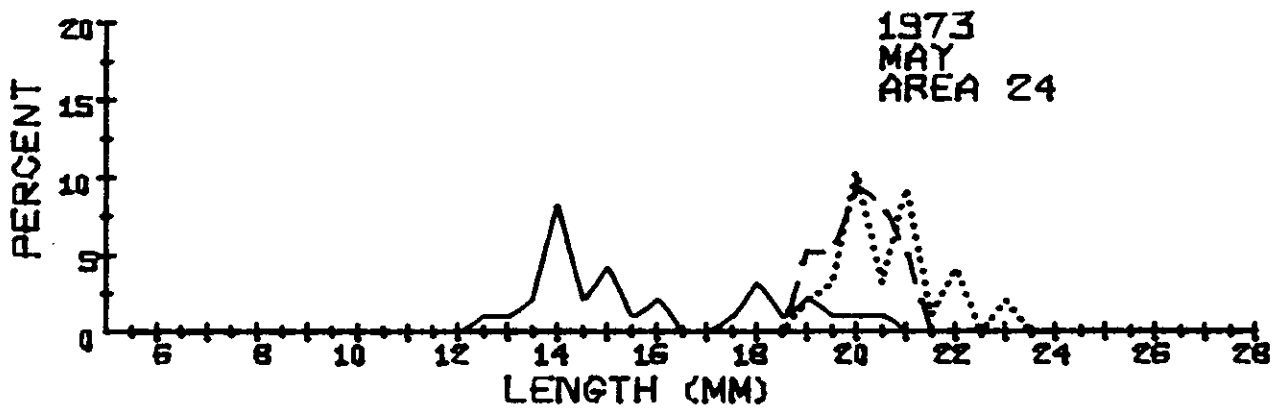
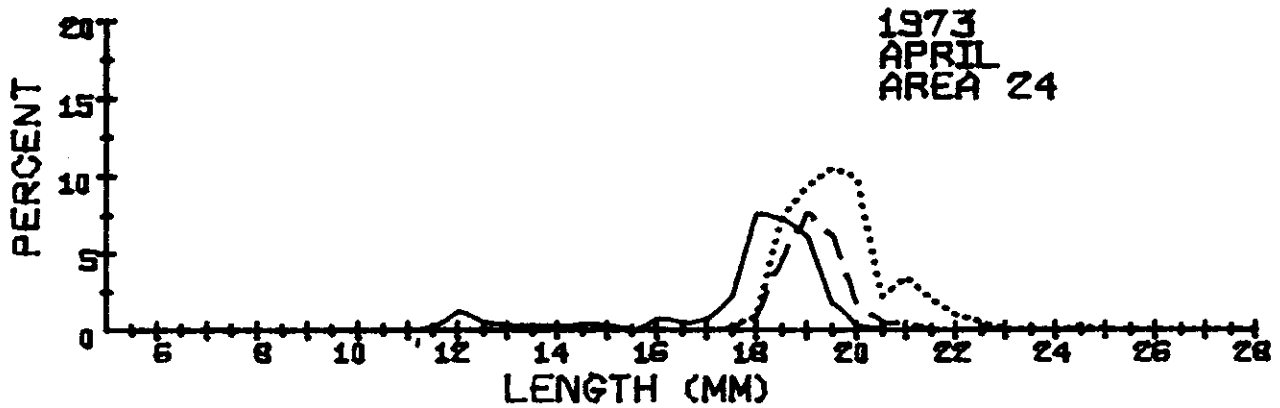
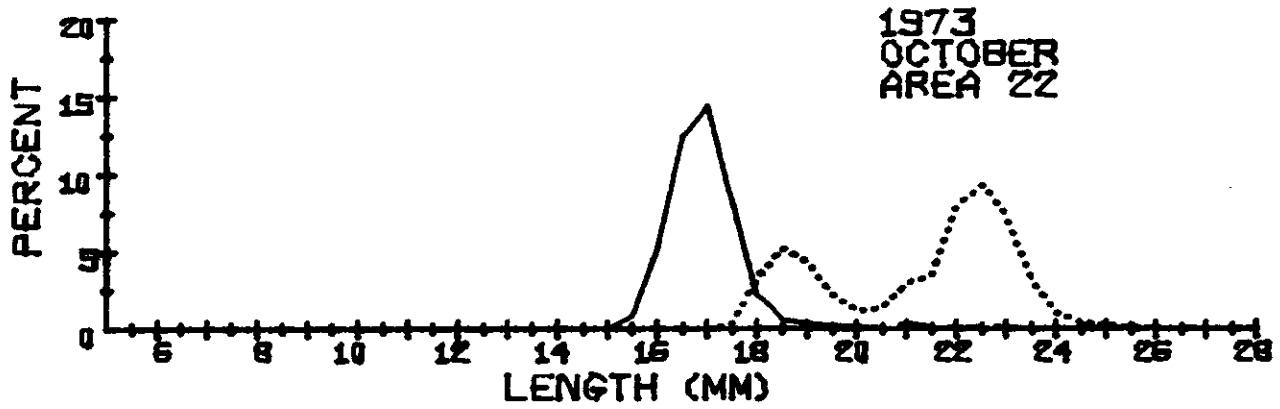
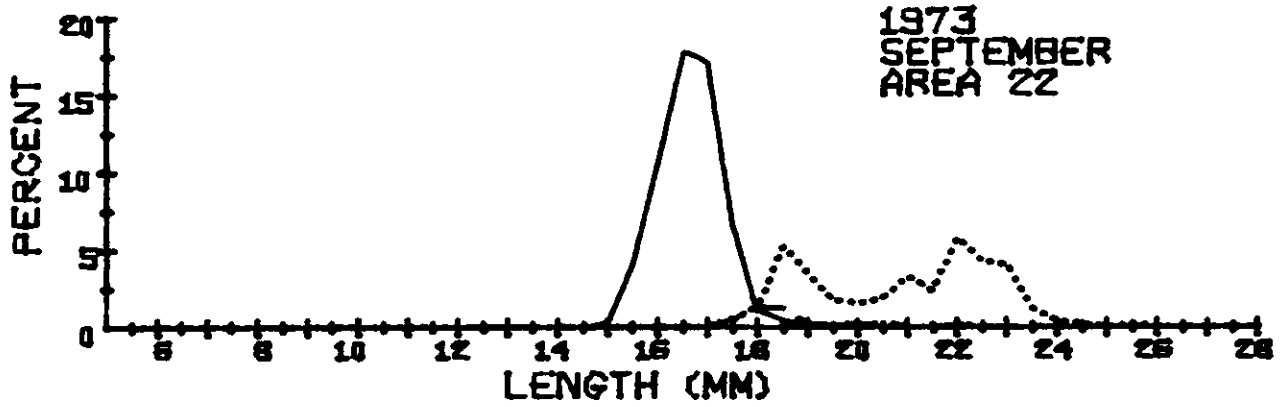


LENGTH	1973 AREA 21 MONTH 7			1973 AREA 21 MONTH 8			1973 AREA 21 MONTH 9			1973 AREA 22 MONTH 4			
	M	T	F	M	T	F	M	T	F	M	T	F	
	6.0												
6.5							1						
7.0													
7.5													
8.0							1						
8.5													
9.0													
9.5							2						
10.0													
10.5													
11.0													
11.5										1			
12.0													
12.5											7		
13.0											17		
13.5											72		
14.0	1			1							77		
14.5	2			1							93		
15.0	29			5				1			84		
15.5	59			38	1		17				33		
16.0	67	1		70	1		56				9		
16.5	70	4		80	4		92	1			4		
17.0	22	20		28	13	1	73	4			12		
17.5	4	21		10	26	3	29	8	3		20	2	
18.0	3	20		1	12	9	3	17	12		44	4	
18.5		6			3	1		15	14		49	13	
19.0		2			8	1		2	10		52	12	2
19.5		16			16	2		2	6		51	16	11
20.0		13	1		15	14		4	11		36	11	36
20.5		18	4		6	4		3	14		29	13	67
21.0		16	12		4	13		1	27		5	7	66
21.5		10	15			18		2	9		2	2	40
22.0		4	32		2	21			17			1	18
22.5		1	25		1	15			21				9
23.0			3			3			6				3
23.5			1			3			2				3
24.0						1							
24.5						2							2
25.0						1							
25.5													
26.0													
26.5													
27.0													
27.5													
28.0													
SUBTOTAL	257	152	93	234	112	112	274	60	152	697	81	257	
TOTAL		502			458			486			1035		
NO SAMPLES		4			2			3			9		
SHRIMP/LB		110.5			110.9			112.3			121.3		

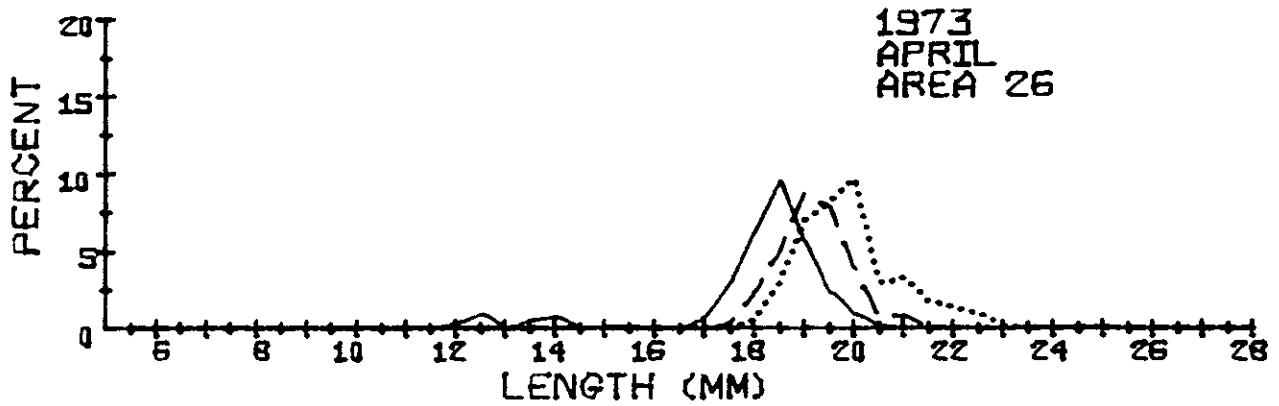
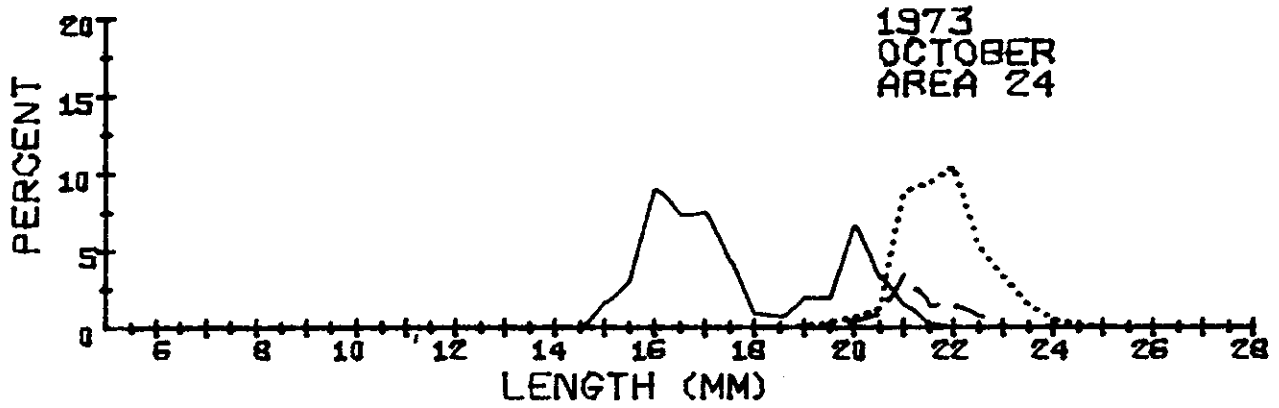
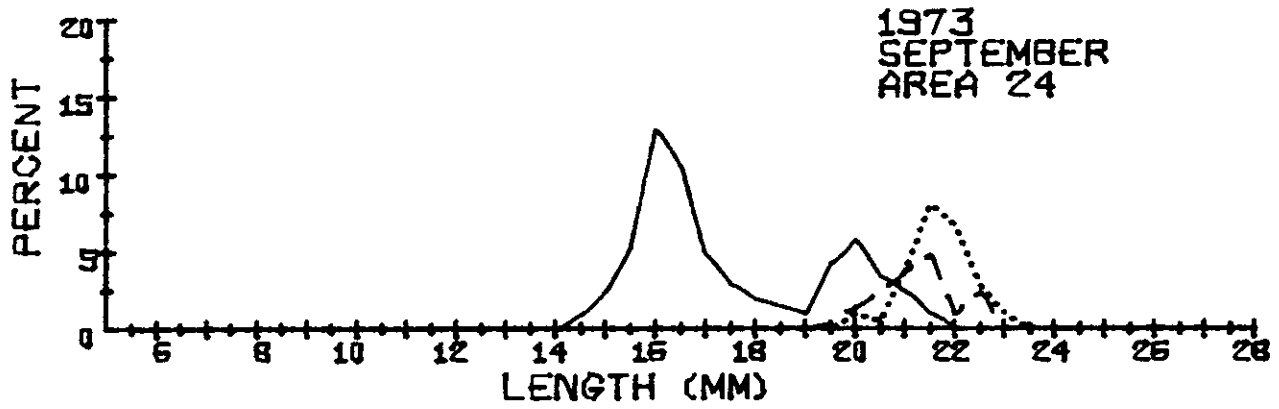
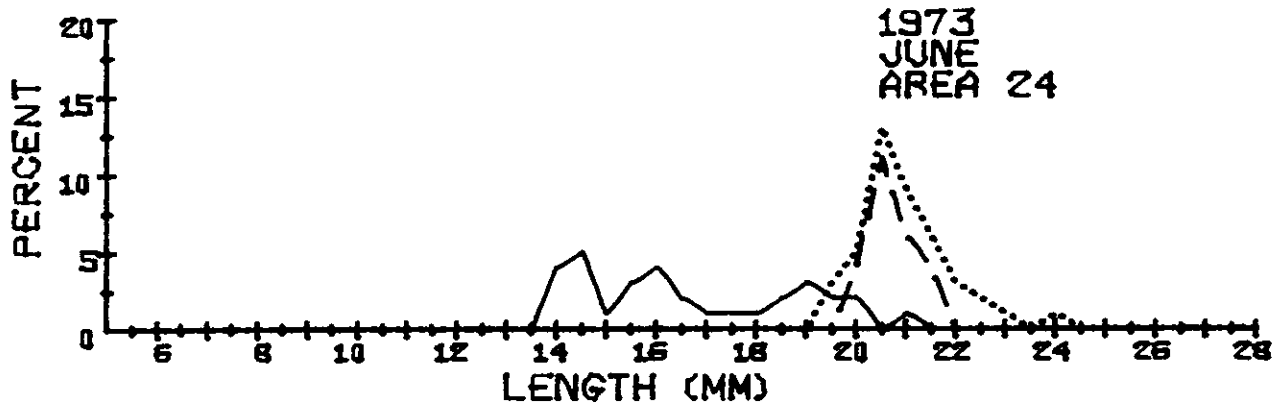


LENGTH	1973 AREA 22 MONTH 5			1973 AREA 22 MONTH 6			1973 AREA 22 MONTH 7			1973 AREA 22 MONTH 8		
	M	T	F	M	T	F	M	T	F	M	T	F
	6.0											
6.5												
7.0												
7.5												
8.0											2	
8.5												
9.0												
9.5												
10.0												
10.5												
11.0												
11.5												
12.0												
12.5												
13.0	3			1								
13.5	18			1								
14.0	20			10			2					
14.5	31			24			3			2		
15.0	58			52			21			21		
15.5	47	4		81	1		26			63		
16.0	42	6		49	9		49			150	1	
16.5	21	6		42	11		51	4		177	4	1
17.0	8	4		21	14		36	14		135	20	
17.5	2	4		2	16		7	7		30	37	9
18.0	3	8			3		3	7		2	28	13
18.5	1	8			1			4		1	19	12
19.0	1	20		2	6			6		2	4	3
19.5	2	34	3	1	12		1	7		1	1	3
20.0	3	26	8		15			13		1	5	9
20.5	2	31	37		12	3	1	20	1	8	8	16
21.0	1	30	57		16	10		16	6	1	1	22
21.5		38	75		15	15		14	9	3	3	31
22.0		12	36		4	12		10	20	1	1	29
22.5		3	21		6	14		4	4			31
23.0		1	14		1	5			1			15
23.5			7			2			2			8
24.0			1			3						3
24.5			1			1						1
25.0												
25.5												
26.0												
26.5												
27.0												
27.5												
28.0												
SUBTOTAL	263	235	260	286	142	65	200	126	43	586	132	206
TOTAL		758			493			369			924	
NO SAMPLES		8			4			3			6	
SHRIMP/LB		106.1			119.2			111.8			116.5	

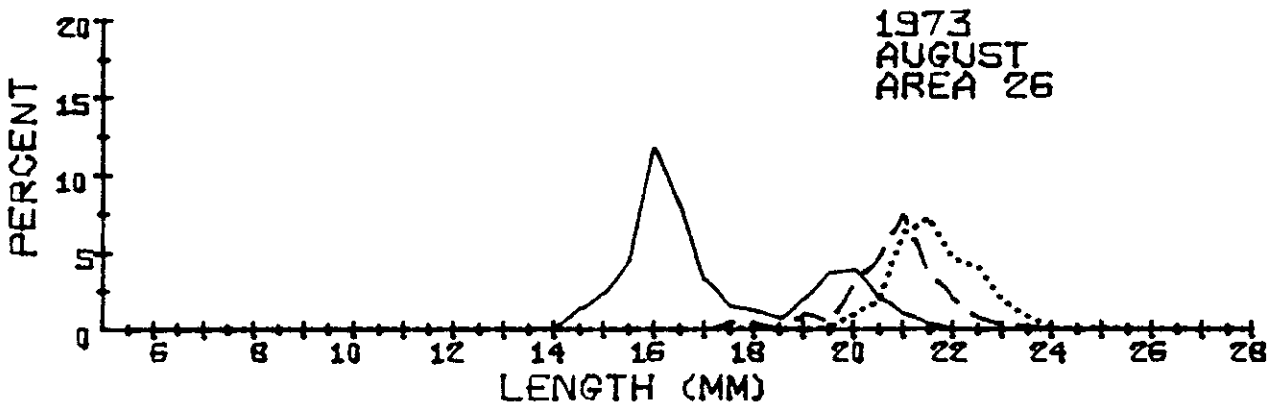
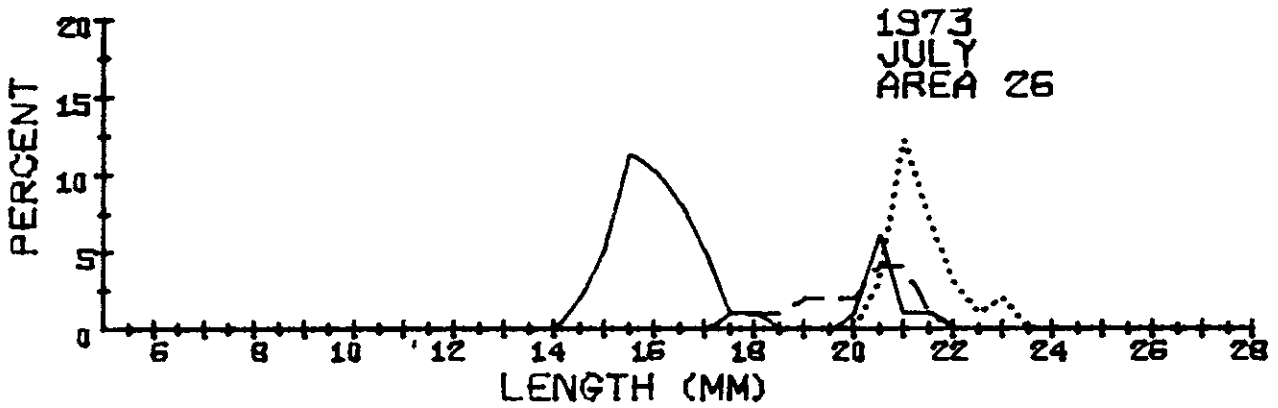
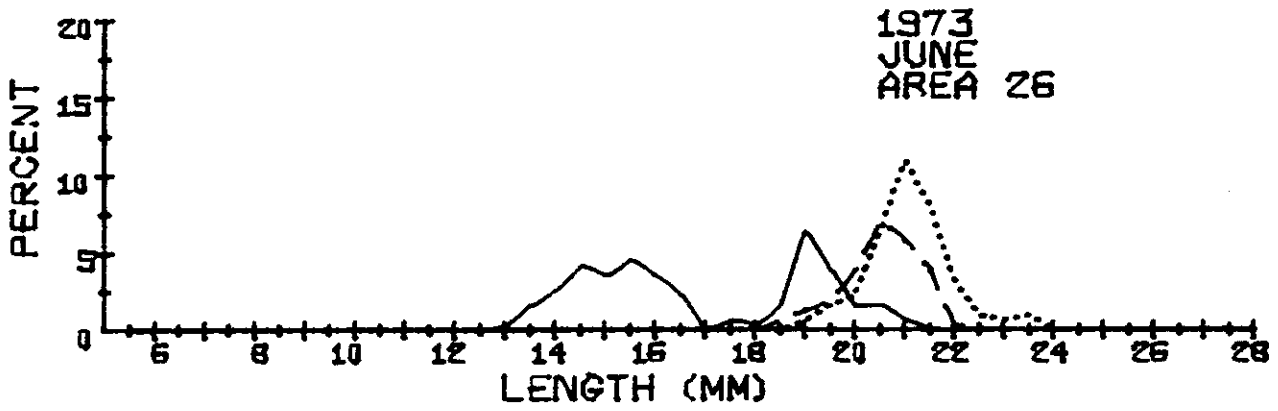
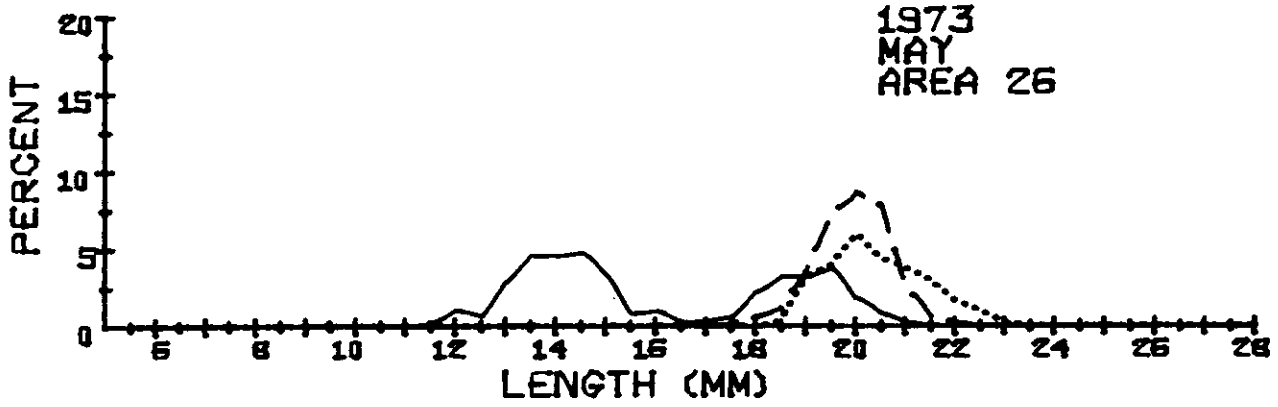
1 - 79.4%
 2 - 16.1
 3 - 4.5



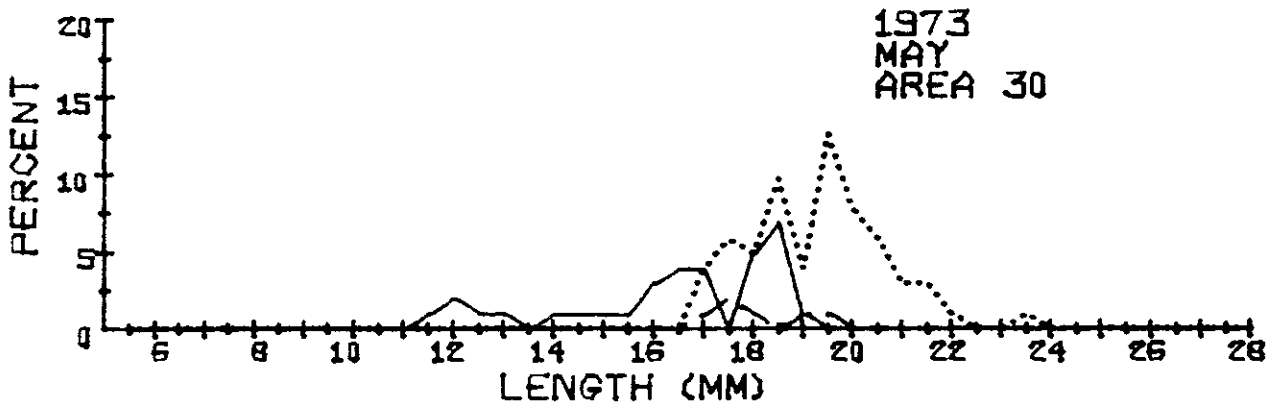
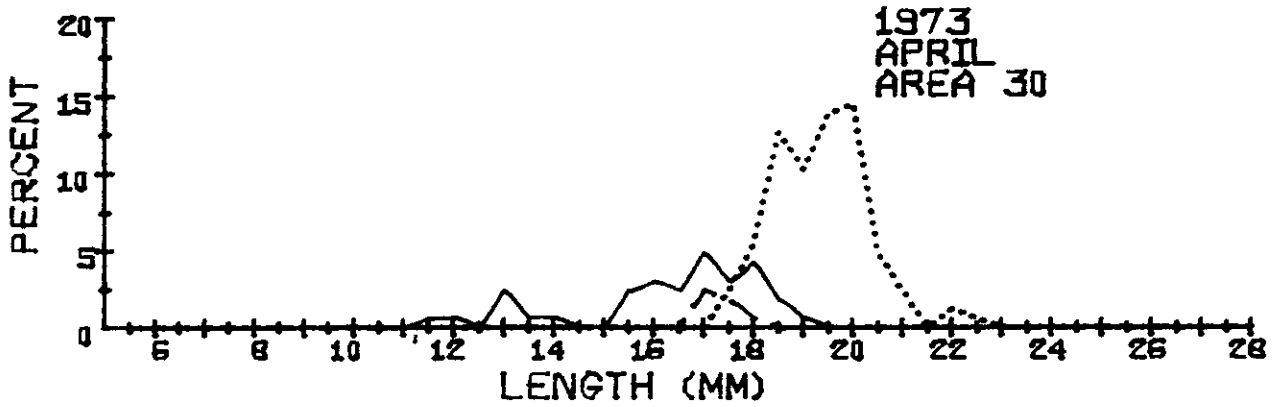
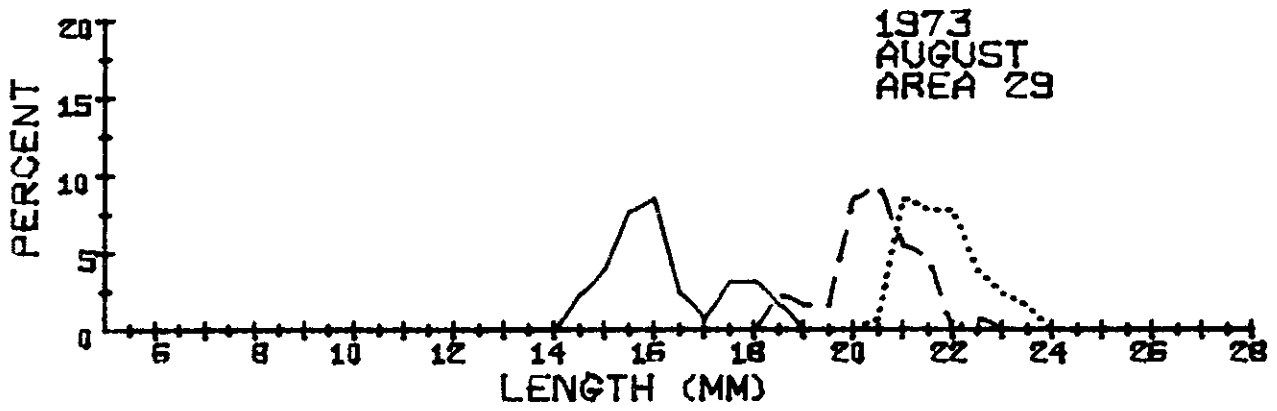
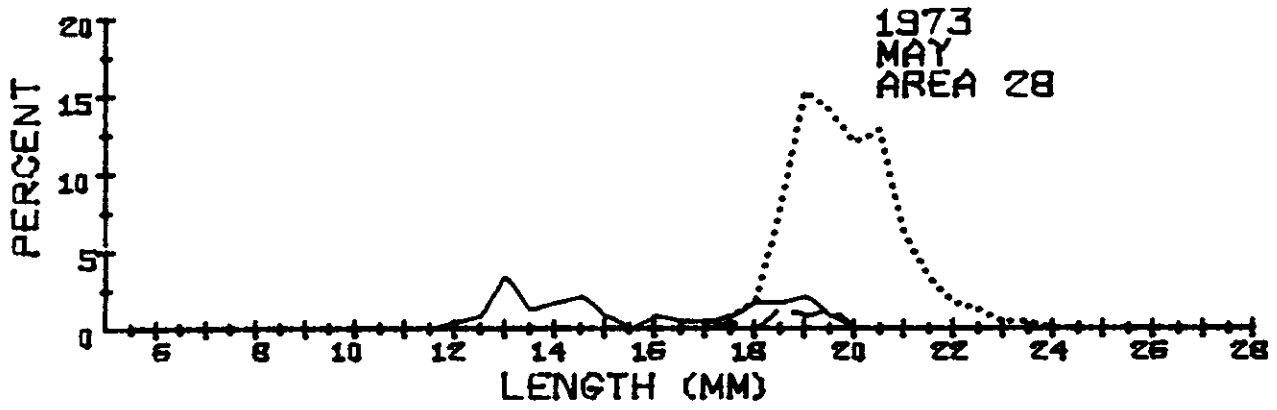
LENGTH	1973 AREA 22 MONTH 9			1973 AREA 22 MONTH 10			1973 AREA 24 MONTH 4			1973 AREA 24 MONTH 5			
	M	T	F	M	T	F	M	T	F	M	T	F	
	6.0												
6.5													
7.0													
7.5													
8.0													
8.5													
9.0													
9.5													
10.0													
10.5													
11.0													
11.5								1					
12.0								5					
12.5								2			1		
13.0								1			1		
13.5								1			2		
14.0								1			8		
14.5								2			2		
15.0	2			1				1			4		
15.5	21			13							1		
16.0	55			80				3			2		
16.5	92			193				2					
17.0	88	1		221				3					
17.5	33	3	3	123	1	6		9	1	1	1		
18.0	5	7	7	33	1	51		31	4	4	3		
18.5	2	6	27	9	2	81		29	19	30	1		
19.0		1	18	5	2	66		25	31	38	2	5	2
19.5	1	1	9	3	1	34		7	25	43	1	5	3
20.0	1	1	8	2	1	18		1	7	40	1	9	10
20.5		2	10		3	22			2	9	1	8	3
21.0			17	2	5	46			2	14		5	9
21.5			12		2	55				8			1
22.0		1	30			122				4			4
22.5			22		3	143				2			
23.0			21		1	112							2
23.5			6			49							
24.0			2			16							
24.5			1			6				1			
25.0						4							
25.5			1			1							
26.0													
26.5													
27.0						1							
27.5													
28.0													
SUBTOTAL	300	23	194	685	22	833	124	91	194	31	32	34	
TOTAL		517			1540			409			97		
NO SAMPLES		4			13			2			1		
SHRIMP/LB		105.3			88.5			114.0			110.8		



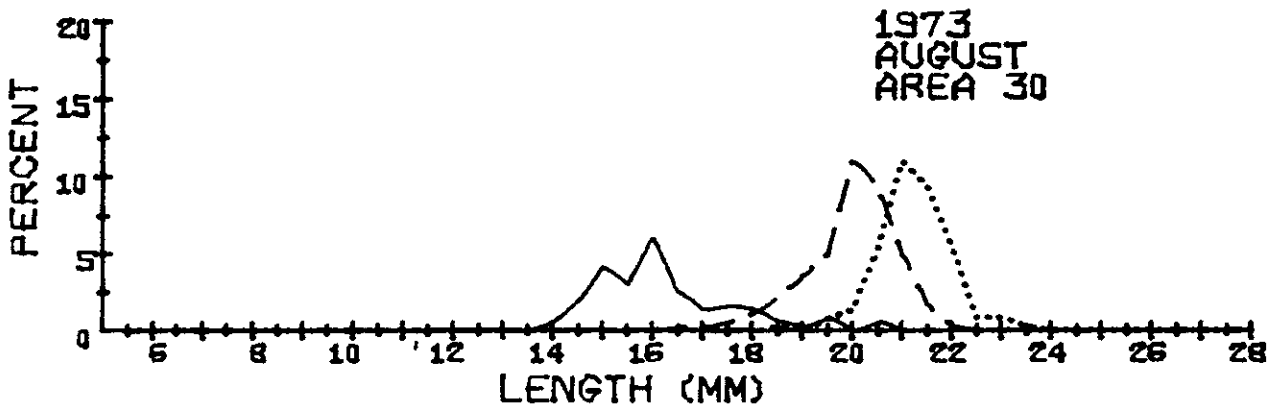
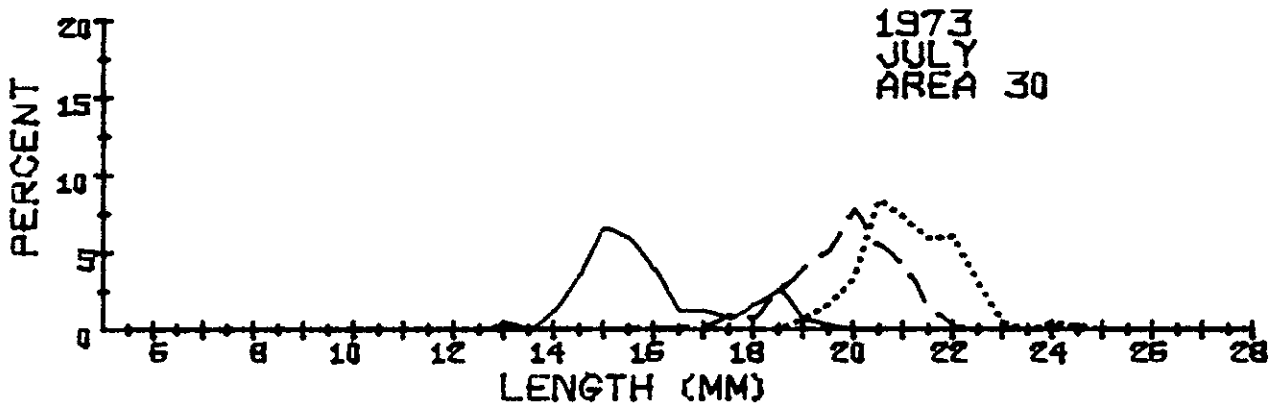
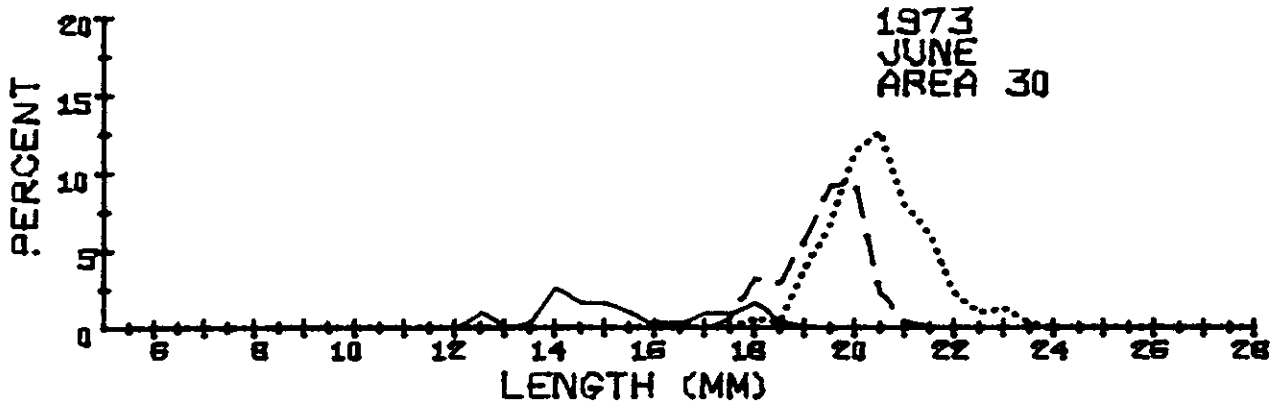
LENGTH	1973 AREA 24 MONTH 6			1973 AREA 24 MONTH 9			1973 AREA 24 MONTH 10			1973 AREA 26 MONTH 4		
	M	T	F	M	T	F	M	T	F	M	T	F
	6.0											
6.5												
7.0												
7.5												
8.0												
8.5												
9.0												
9.5												
10.0												
10.5												
11.0												
11.5												
12.0											2	
12.5											5	
13.0												
13.5											3	
14.0	4										4	
14.5	5			2								
15.0	1			5			9				1	
15.5	3			11			17				1	
16.0	4			27			50					
16.5	2			22			41					
17.0	1			10			42				4	
17.5	1			6			24			15	2	
18.0	1			4			5			32	12	3
18.5	2			3			4			49	26	15
19.0	3			2			11		1	29	45	36
19.5	2		3	9	1		11		2	12	40	42
20.0	2	4	5	12	3	2	37	3	4	5	20	50
20.5		11	13	7	5	1	18	5	7	1	4	15
21.0	1	6	9	5	8	8	8	19	49		4	17
21.5		4	6	2	10	17	1	8	52			9
22.0			3		2	14		8	58			7
22.5			2		5	6		4	29			5
23.0			1			2			18			1
23.5									8			
24.0			1						3			
24.5									1			
25.0												
25.5												
26.0												
26.5												
27.0												
27.5												
28.0												
SUBTOTAL	32	25	43	127	34	50	278	47	232	163	153	200
TOTAL		100			211			557			516	
NO SAMPLES		1			2			3			4	
SHRIMP/LB		91.8			99.9			91.6			107.8	



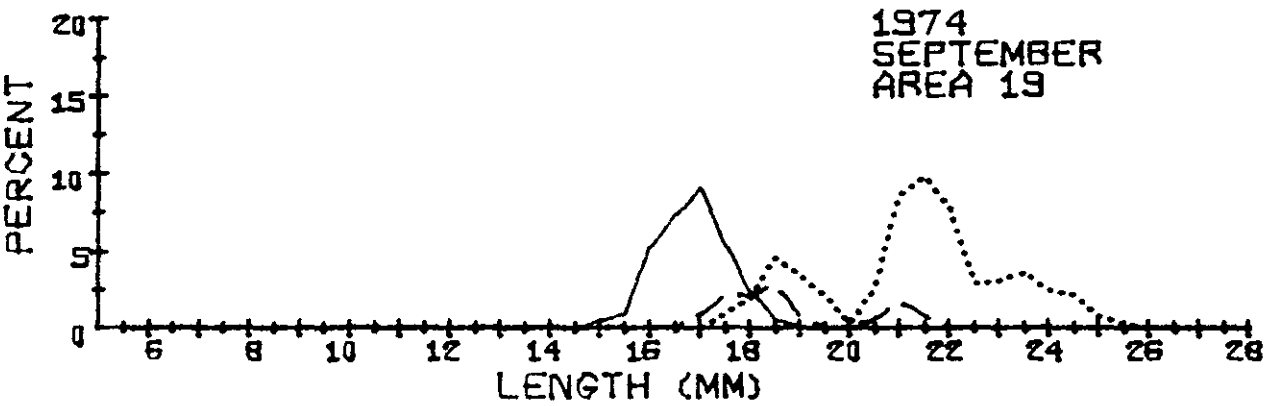
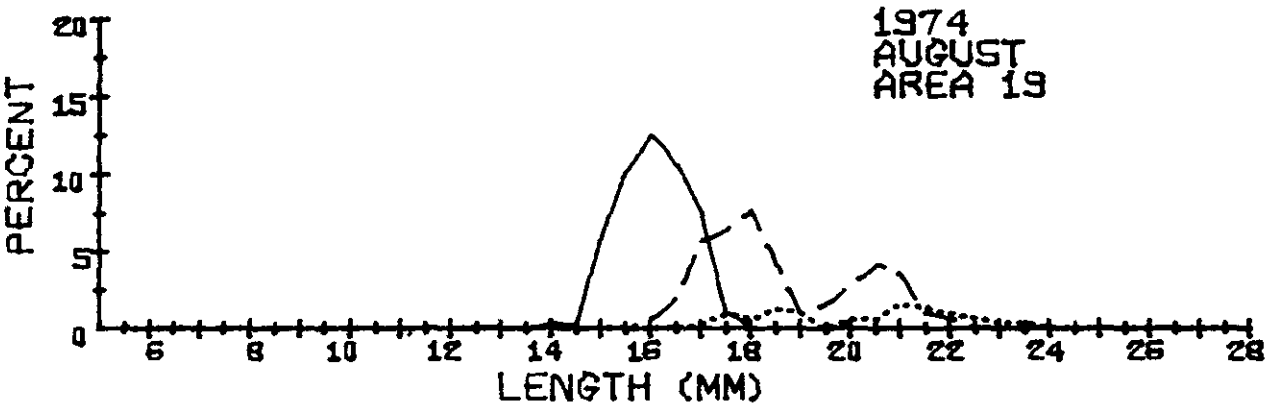
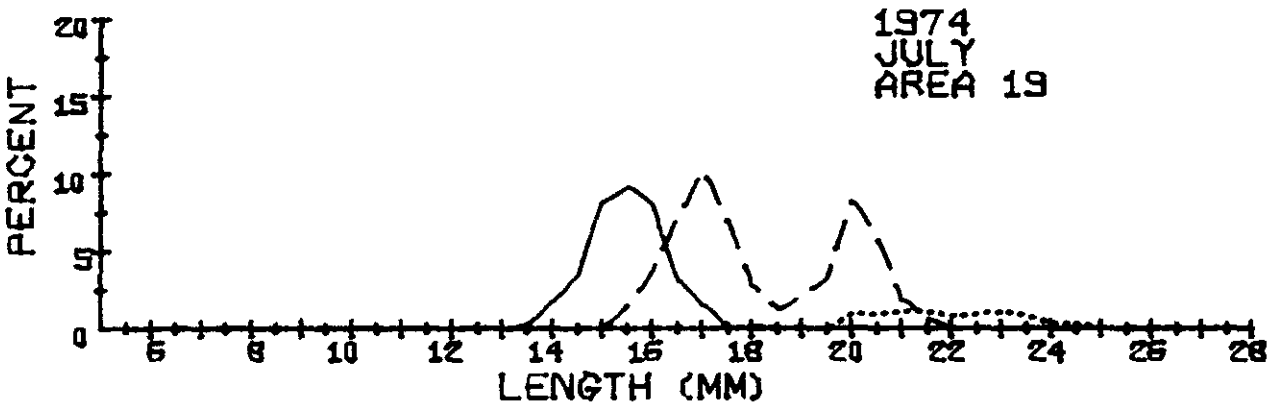
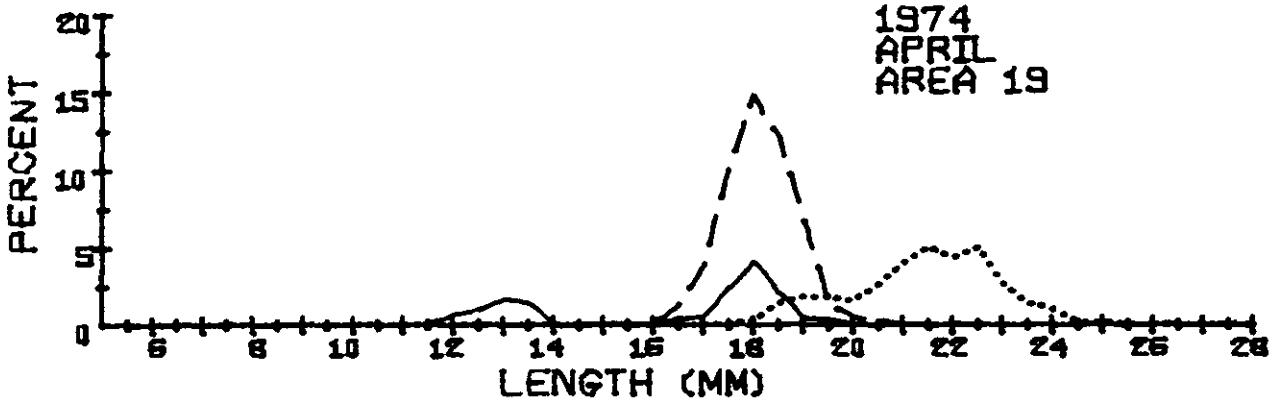
LENGTH	1973 AREA 26 MONTH 5			1973 AREA 26 MONTH 6			1973 AREA 26 MONTH 7			1973 AREA 26 MONTH 8		
	M	T	F	M	T	F	M	T	F	M	T	F
	6.0											
6.5												
7.0												
7.5												
8.0												
8.5												
9.0												
9.5												
10.0												
10.5												
11.0												
11.5	1											
12.0	5											
12.5	3											
13.0	14			1								
13.5	23			5						1		
14.0	23			8						1		
14.5	24			13			2			8		
15.0	17			11			5			14		
15.5	4			14			11			26		
16.0	5			11			10			70		
16.5	1			7			8			48		
17.0	2						5			19		
17.5	3	1		2	2		1	1		9	3	1
18.0	11	3		1			1	1		7	2	
18.5	16	6	2	5	2			1		4		
19.0	16	18	16	20	4	2		2		12	6	
19.5	19	36	20	12	6	5		2		22	3	1
20.0	9	43	30	5	12	7	1	2		23	17	6
20.5	4	39	22	5	22	20	6	4	3	12	28	11
21.0	1	13	19	2	18	34	1	4	12	6	44	37
21.5		3	15		12	25	1	1	7	2	22	43
22.0		1	8		1	10			3		12	27
22.5			5						1		4	24
23.0			1						2		2	11
23.5						3					1	5
24.0												
24.5												
25.0												1
25.5												
26.0												
26.5												
27.0												
27.5												
28.0												
SUBTOTAL	201	163	138	122	79	111	52	18	28	284	144	167
TOTAL		502			312			98			595	
NO SAMPLES		5			3			1			4	
SHRIMP/LB		107.6			90.3			103.1			88.1	



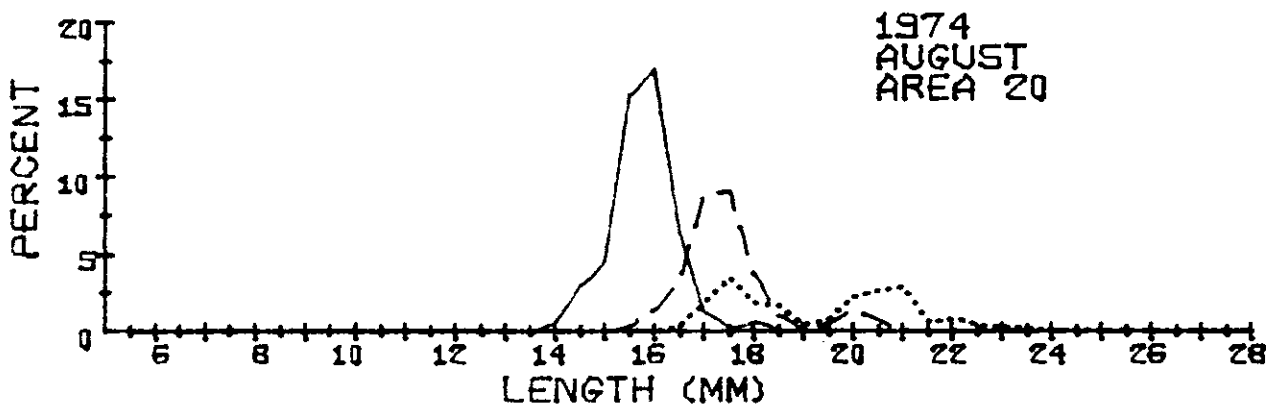
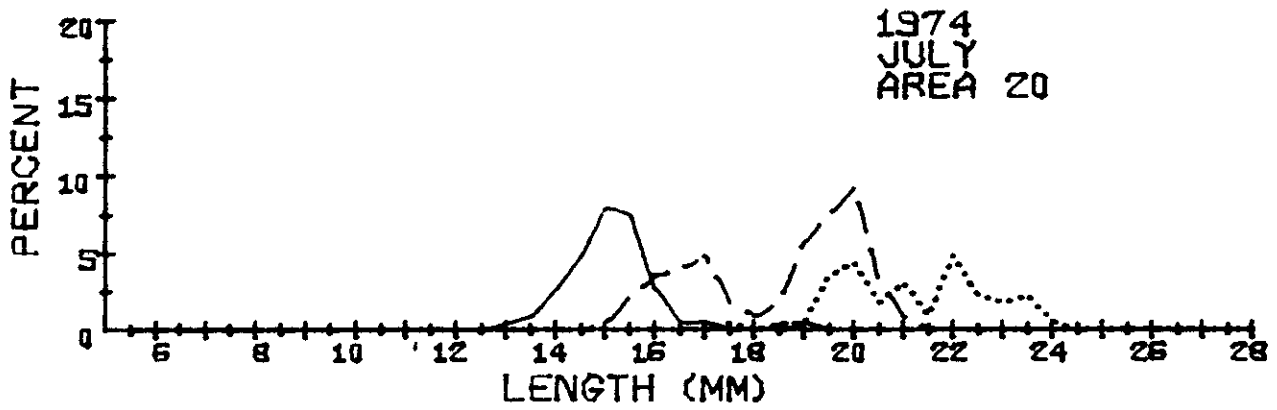
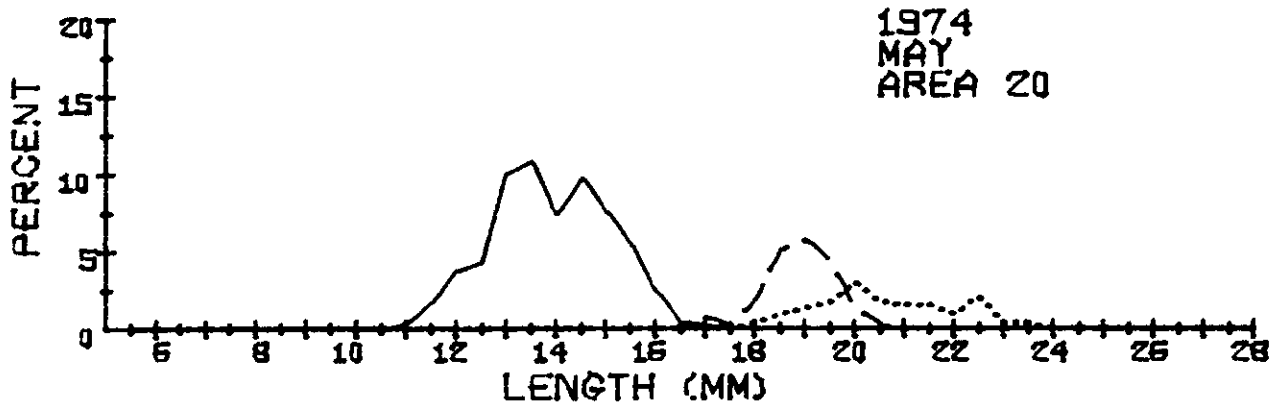
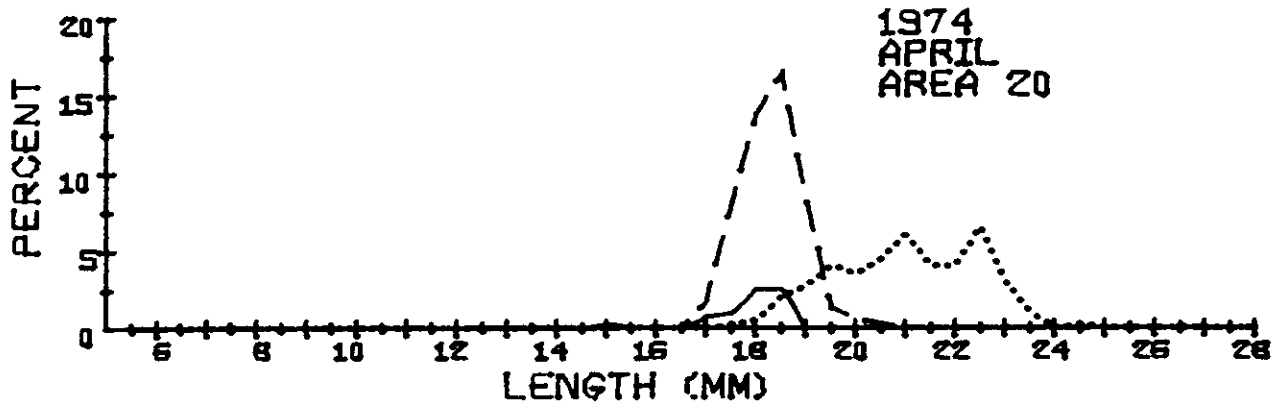
LENGTH	1973 AREA 28 MONTH 5			1973 AREA 29 MONTH 8			1973 AREA 30 MONTH 4			1973 AREA 30 MONTH 5			
	M	T	F	M	T	F	M	T	F	M	T	F	
	6.0												
6.5													
7.0													
7.5													
8.0													
8.5													
9.0													
9.5													
10.0													
10.5													
11.0													
11.5								1			1		
12.0	1							1			2		
12.5	2										1		
13.0	8							4			1		
13.5	3							1					
14.0	4							1			1		
14.5	5			3							1		
15.0	2			5							1		
15.5				10			4				1		
16.0	2			11			5				3		
16.5	1			3			4				4		
17.0	1			1			8	4			4	1	4
17.5	2	1	2	4			5	3	4			2	6
18.0	4		4	4			7	1	9		5	1	5
18.5	4	3	18	2	3		3		21		7		10
19.0	5	2	37		2		1		17		1	1	4
19.5	2	3	34		2				23			1	13
20.0			29		11				24				8
20.5			31		12	1			8				6
21.0			15		7	11			4				3
21.5			8		6	10							3
22.0			4			10			2				1
22.5			3		1	5			1				
23.0			1			3							
23.5			1			2							1
24.0													
24.5													
25.0													
25.5													
26.0													
26.5													
27.0													
27.5													
28.0													
SUBTOTAL	46	9	187	43	44	42	45	8	113	33	6	64	
TOTAL		242			129			166			103		
NO SAMPLES		2			1			1			1		
SHRIMP/LB		92.2			90.3			119.3			91.8		



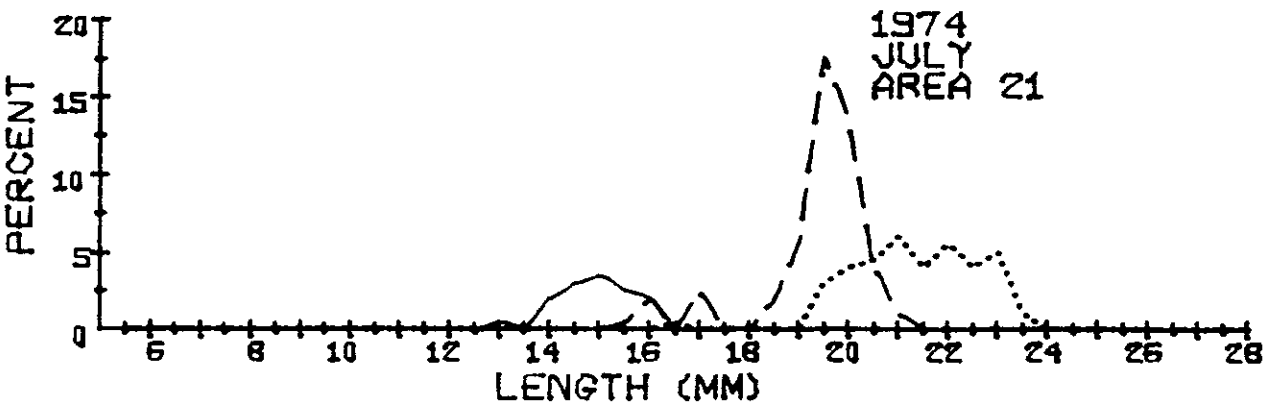
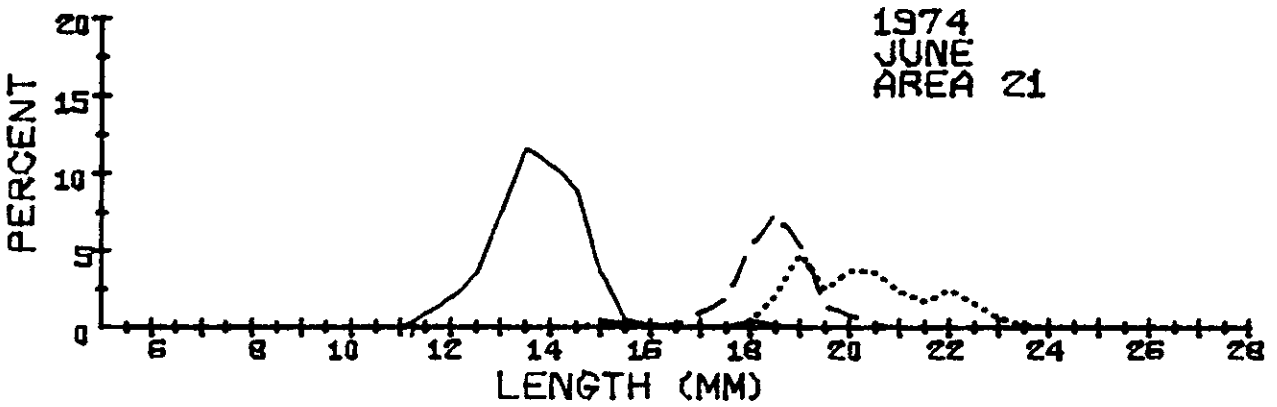
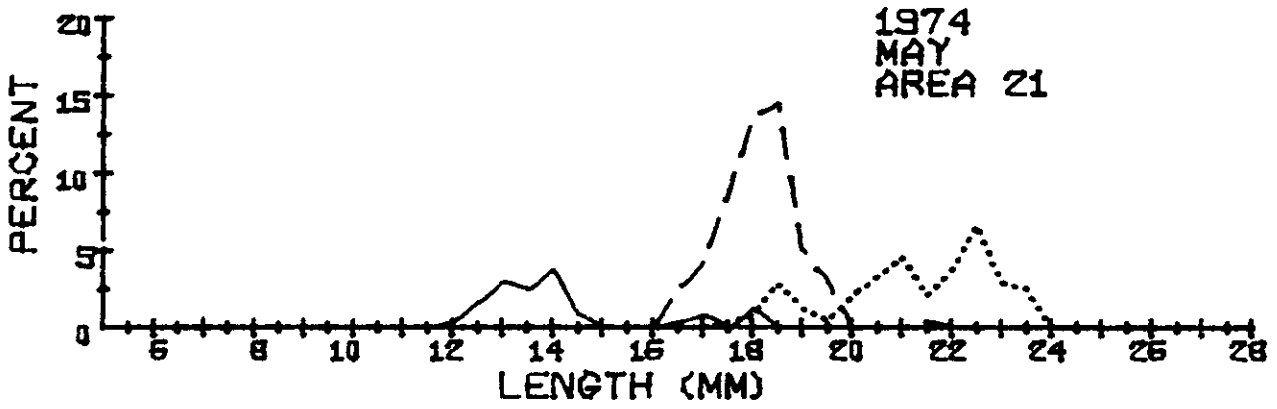
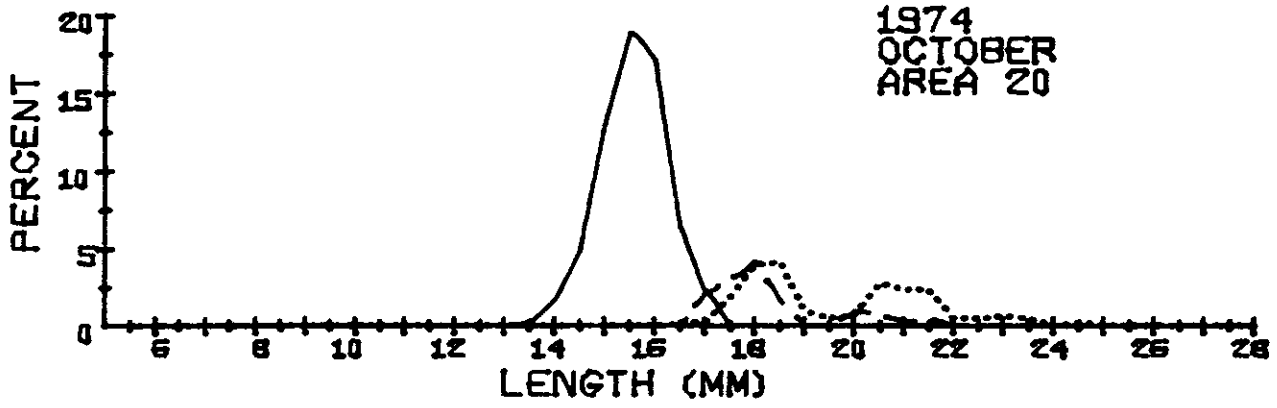
LENGTH	1973			1973			1973			0		
	AREA 30			AREA 30			AREA 30			AREA 0		
	MONTH 6			MONTH 7			MONTH 8			MONTH 0		
	M	T	F	M	T	F	M	T	F	M	T	F
6.0												
6.5												
7.0												
7.5												
8.0												
8.5												
9.0												
9.5												
10.0												
10.5												
11.0												
11.5												
12.0												
12.5	3											
13.0				2								
13.5	1											
14.0	8			5			2					
14.5	5			15			7					
15.0	5			28			15					
15.5	3			25	1		11					
16.0		1		17			22					
16.5	1	1		5	1		9	1				
17.0	3			5	1		5	1				
17.5	3	2		3	4		6	2				
18.0	5	10	2	7	3		5	4				
18.5	1	9	1	11	11		2	8	1			
19.0		18	12	3	17	3	1	13				
19.5		29	21	1	22	7	3	18	3			
20.0		30	36		33	14		40	5			
20.5		7	40		23	36	2	34	19			
21.0		1	25		18	31		18	40			
21.5			19		6	25		6	34			
22.0			7		1	26		1	20			
22.5			3			13			3			
23.0			4			2			3			
23.5			1						1			
24.0						2						
24.5						1						
25.0												
25.5												
26.0												
26.5												
27.0												
27.5												
28.0												
SUBTOTAL	38	108	171	127	141	160	90	146	129	0	0	0
TOTAL		317			428			365			0	
NO SAMPLES		3			4			3			0	
SHRIMP/LB		99.6			126.1			82.0			0.0	



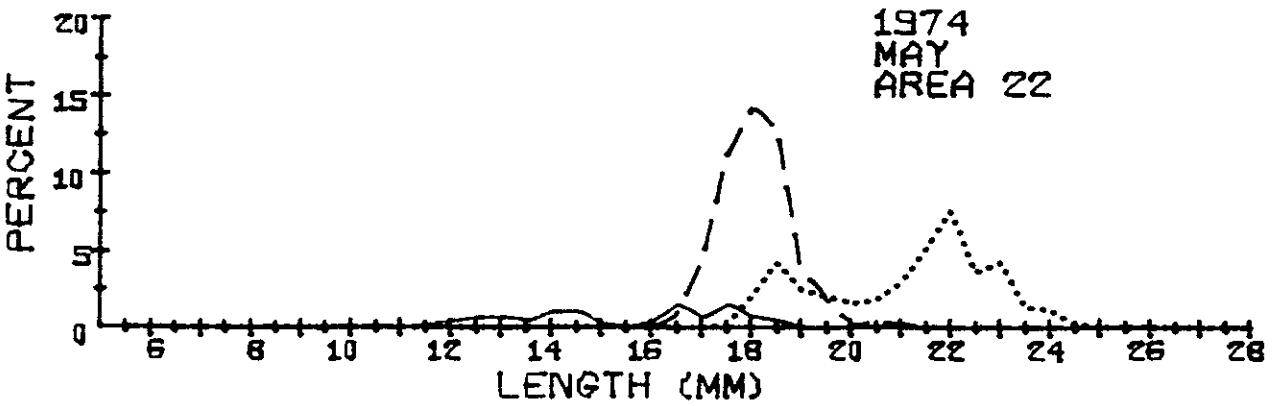
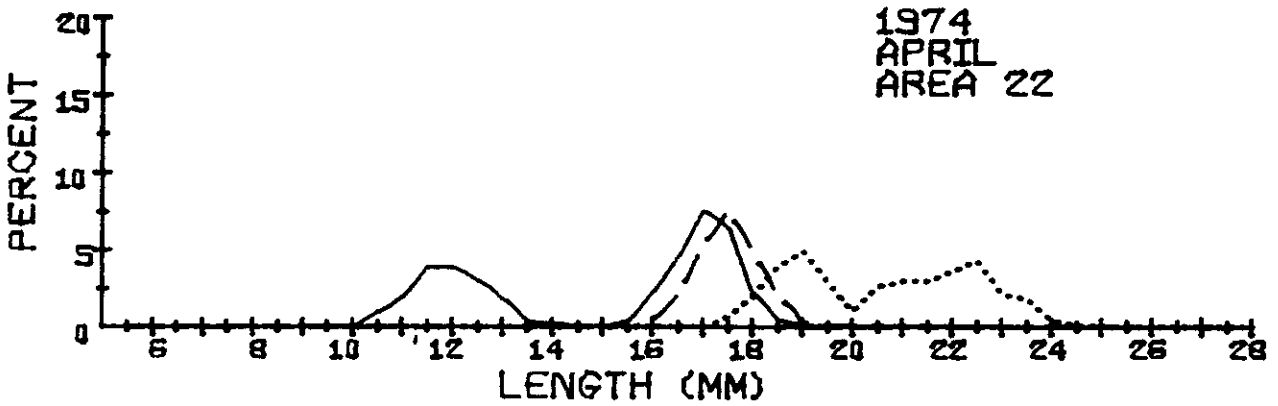
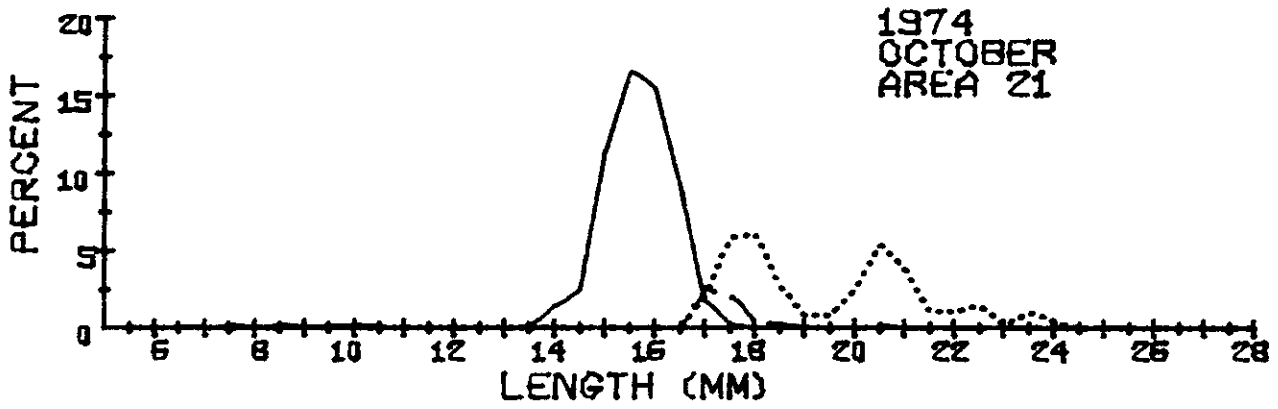
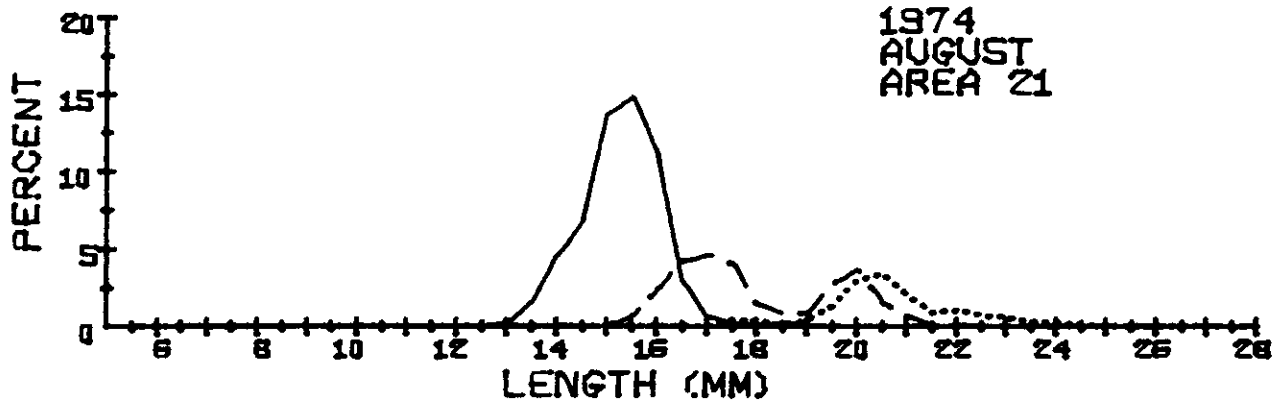
LENGTH	1974 AREA 19 MONTH 4			1974 AREA 19 MONTH 7			1974 AREA 19 MONTH 8			1974 AREA 19 MONTH 9		
	M	T	F	M	T	F	M	T	F	M	T	F
	6.0											
6.5												
7.0												
7.5												
8.0												
8.5												
9.0												
9.5												
10.0												
10.5												
11.0												
11.5	1											
12.0	5											
12.5	7											
13.0	12											
13.5	10			2								
14.0				11			1					
14.5	1			22			1					
15.0				51			18			2		
15.5	1			57	9		32			4		
16.0		1		50	23		39	2		22		
16.5	3	9		19	44		33	6		31		
17.0	4	27		10	64		24	18	1	38	4	
17.5	17	72	1		44		3	20	3	22	9	4
18.0	29	106	2	1	17			24	2	10	9	8
18.5	15	86	10		8			13	4	2	12	19
19.0	3	51	13		13			3	3		3	14
19.5	2	10	13		21			5				9
20.0		3	11		51	6		9	2			1
20.5		2	19		37	6		13	2		3	11
21.0			29		12	7		11	5		7	36
21.5			36		4	7		3	4		3	41
22.0		1	31			5		2	3			33
22.5			36			6			2			12
23.0			19			7			1			13
23.5			10			5			1			15
24.0			7			2						10
24.5			1			2						9
25.0			1									3
25.5												1
26.0												
26.5												
27.0												
27.5												
28.0												
SUBTOTAL	110	368	239	223	347	53	151	129	33	131	50	239
TOTAL		717			623			313			420	
NO SAMPLES		5			2			1			2	
SHRIMP/LB		94.0			122.4			118.9			86.5	



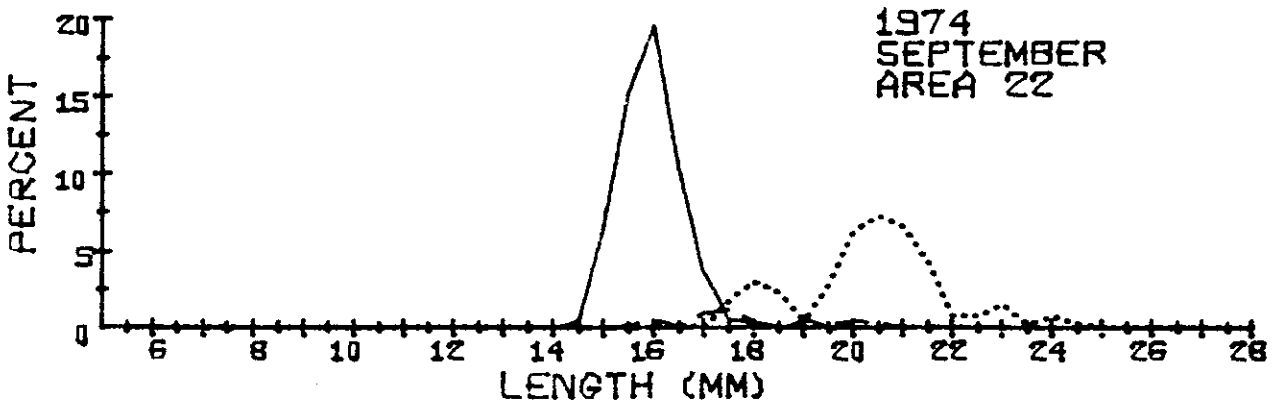
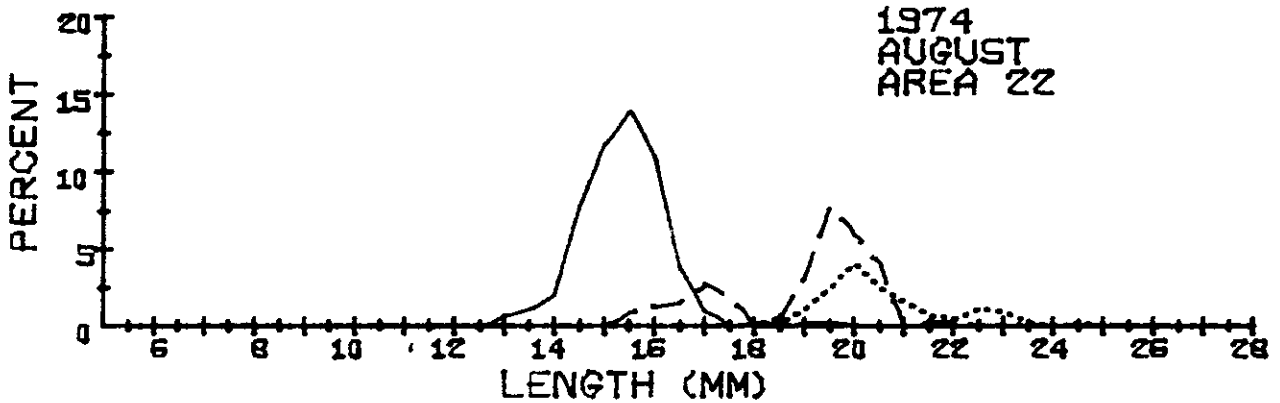
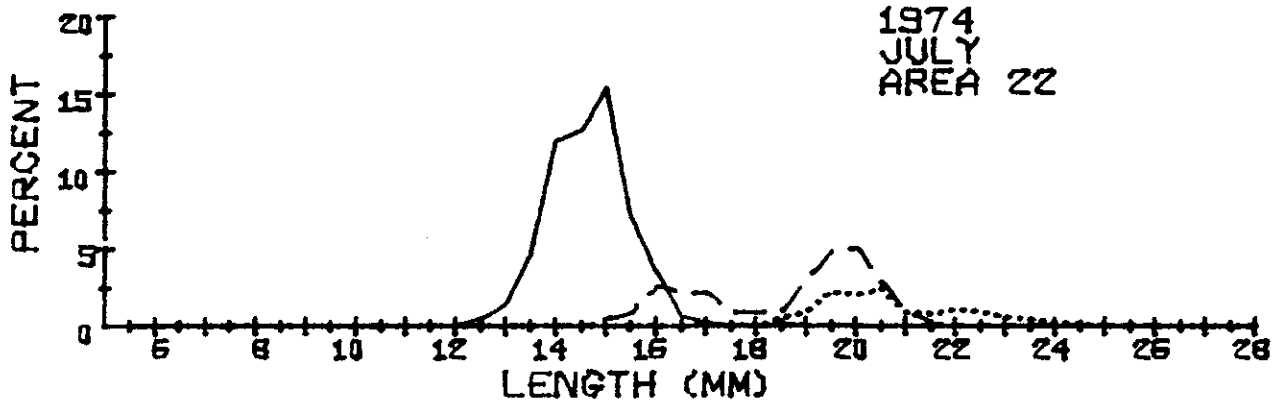
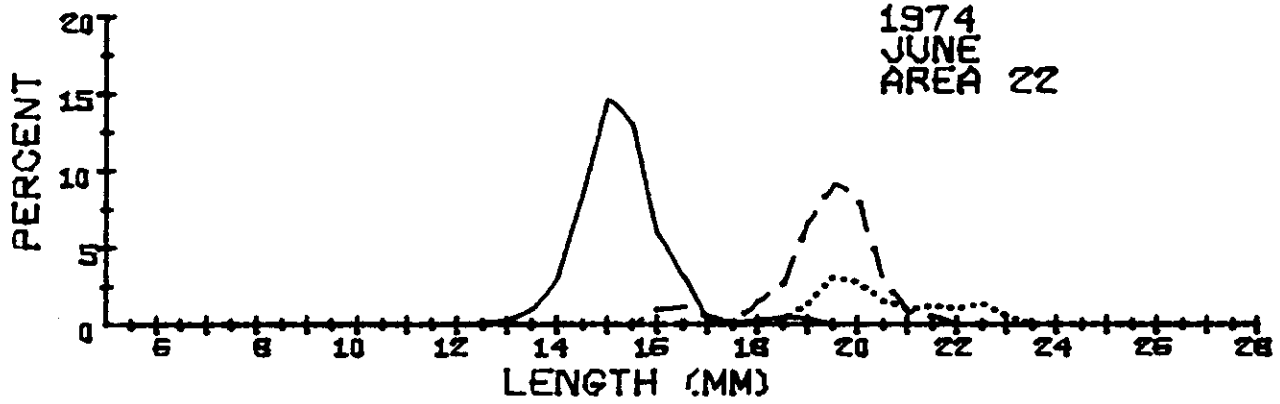
LENGTH	1974 AREA 20 MONTH 4			1974 AREA 20 MONTH 5			1974 AREA 20 MONTH 7			1974 AREA 20 MONTH 8		
	M	T	F	M	T	F	M	T	F	M	T	F
	6.0											
6.5												
7.0												
7.5												
8.0												
8.5												
9.0												
9.5												
10.0												
10.5												
11.0				2								
11.5				9								
12.0				20								
12.5				23								
13.0				53			1					
13.5				57			2					
14.0				39			6			3		
14.5				51			11			15		
15.0	1			40			18	1		22		
15.5				29			17	5		74	2	
16.0				13			6	8		82	7	
16.5				2	1		1	9		30	16	2
17.0	3	7		1	4		1	11		6	43	9
17.5	4	32	1		1			4	1	1	44	17
18.0	10	55	2		10	2		2		3	18	9
18.5	10	66	8		27	5		4	1		5	8
19.0		33	11		30	7	1	13	1			2
19.5		5	16		23	9		17	8		3	4
20.0		2	14		7	16		21	10		7	11
20.5		1	18		1	9		7	4		3	13
21.0			24			8		2	7			14
21.5			16			8			2			3
22.0			16			5			11			4
22.5			26			11			5			2
23.0			12			2			4			1
23.5			4			2			5			1
24.0									1			
24.5			1									
25.0												
25.5												
26.0												
26.5												
27.0												
27.5												
28.0												
SUBTOTAL	28	201	169	339	104	84	64	104	60	236	148	100
TOTAL		398			527			228			484	
NO SAMPLES		1			2			1			3	
SHRIMP/LB		93.6			162.2			102.4			129.4	



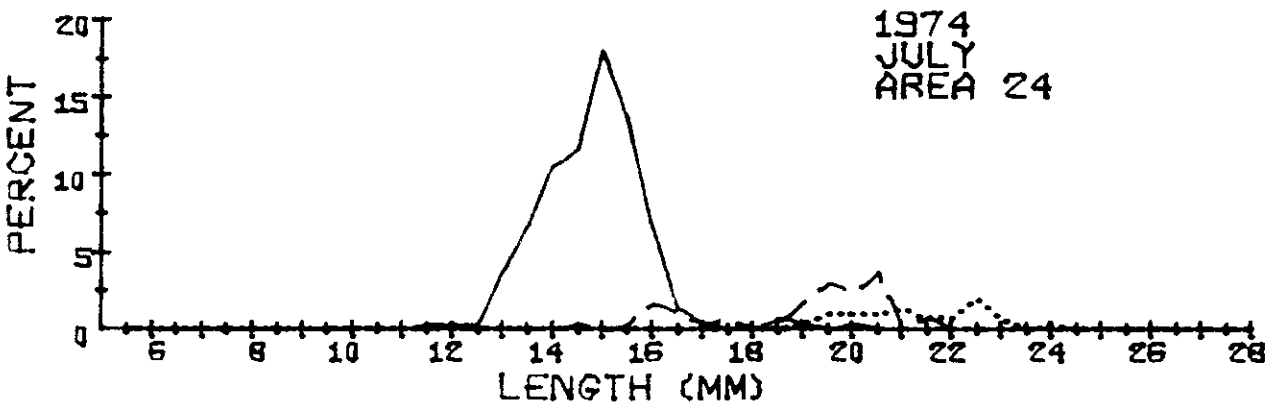
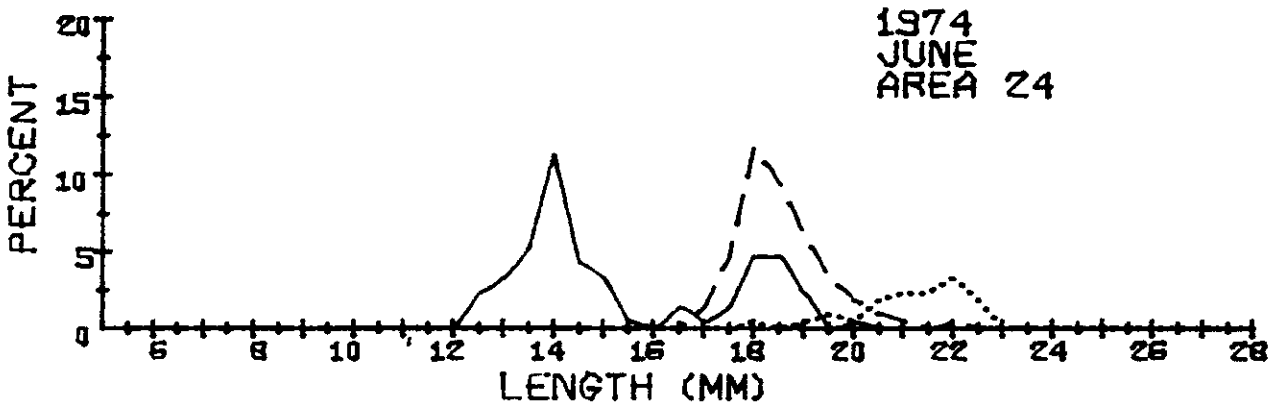
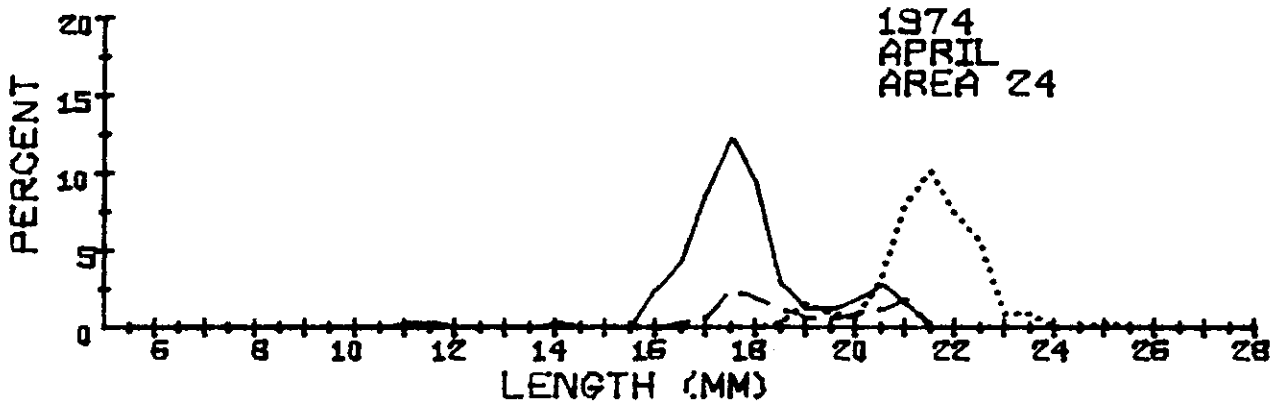
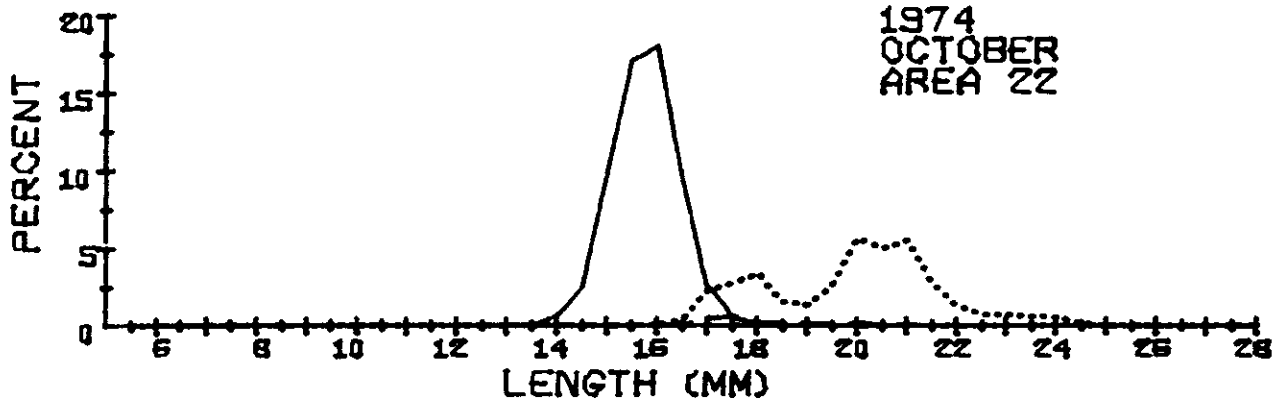
LENGTH	1974 AREA 20 MONTH 10			1974 AREA 21 MONTH 5			1974 AREA 21 MONTH 6			1974 AREA 21 MONTH 7			
	M	T	F	M	T	F	M	T	F	M	T	F	
	6.0												
6.5													
7.0													
7.5													
8.0													
8.5													
9.0													
9.5													
10.0													
10.5													
11.0													
11.5								6					
12.0				1				13					
12.5				4				23					
13.0				7				48			1		
13.5	1			6				75					
14.0	7			9				68			4		
14.5	21			2				58			6		
15.0	56							23	3		7		
15.5	82							3	2		5	1	
16.0	74							1	1		4	4	
16.5	27		1	1	6			1	1				1
17.0	10	9	1	2	10			1	7			5	
17.5		13	8		21	1		1	12	1			
18.0		18	17	3	33	2		3	35	3			
18.5		7	18		35	7		1	48	14		4	
19.0			4		12	3			34	31		11	
19.5		1	2		7	1			9	16		35	6
20.0		4	3			5			5	24		27	8
20.5		3	12			8			1	23		8	9
21.0		1	10			11				15		2	12
21.5		2	10		1	5				11			8
22.0			2			9				16			11
22.5			2			16				10			8
23.0			3			7				4			10
23.5			2			6				1			2
24.0													
24.5			1										
25.0													
25.5													
26.0													
26.5													
27.0													
27.5													
28.0													
SUBTOTAL	278	58	96	35	125	81	324	158	169	27	97	75	
TOTAL		432			241			651			199		
NO SAMPLES		2			1			4			1		
SHRIMP/LB		123.2			105.4			130.4			87.3		



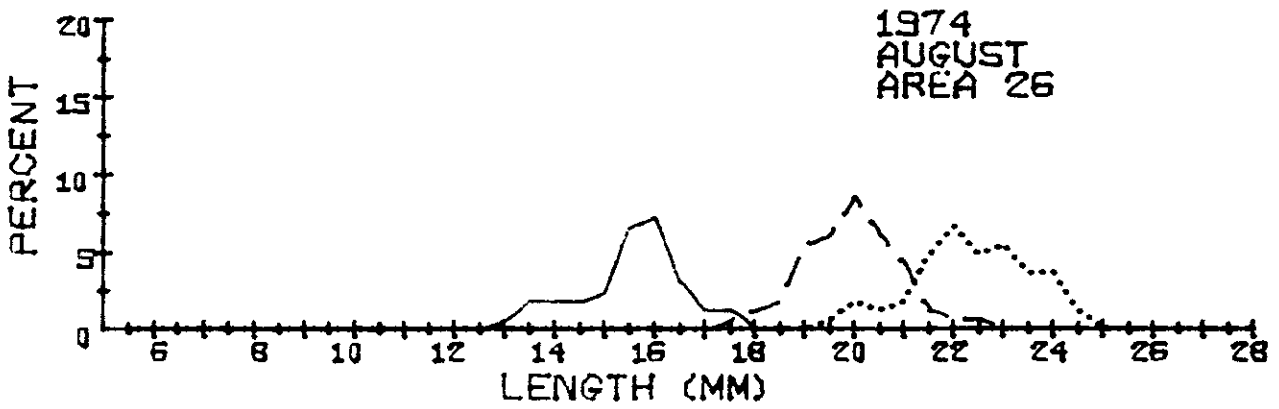
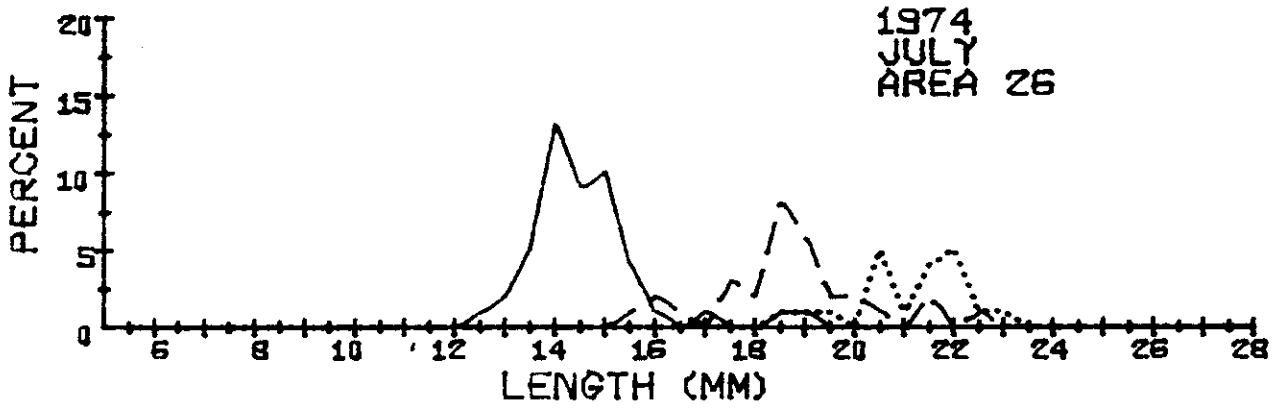
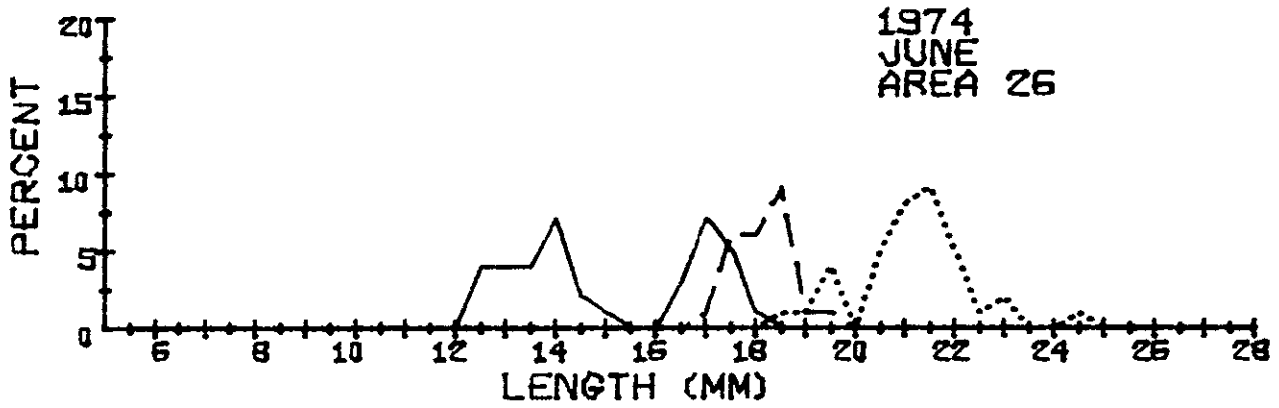
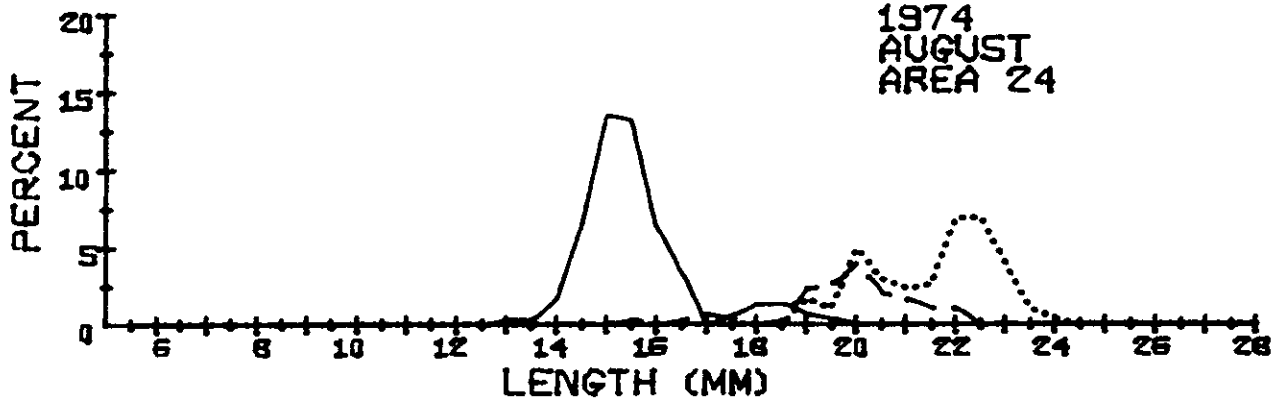
LENGTH	1974 AREA 21 MONTH 8			1974 AREA 21 MONTH 10			1974 AREA 22 MONTH 4			1974 AREA 22 MONTH 5			
	M	T	F	M	T	F	M	T	F	M	T	F	
	6.0												
6.5													
7.0													
7.5				1									
8.0													
8.5				1									
9.0													
9.5				1				2					
10.0				1				2					
10.5								15					
11.0								29					
11.5								57			1		
12.0								56			2		
12.5	1							43			3		
13.0	3							27			3		
13.5	18			1				5			2		
14.0	52	1		7				3			5		
14.5	77			12							5		
15.0	157	1		54				1			1		
15.5	169	8		79				6					
16.0	129	27		74				33	7		2		
16.5	32	48	1	43				68	31		7	4	
17.0	7	53		8	12	10		110	78		3	19	
17.5	2	46	5	1	10	28		93	111	10	7	50	1
18.0	1	16	4		2	29		31	70	30	3	64	9
18.5	3	9	1		1	13		6	30	58	2	58	19
19.0		10	5			4		1	5	72		17	11
19.5		31	15			4		2	1	42		8	9
20.0		42	34			12		1	1	15		1	7
20.5		17	39		1	26		1		39		2	8
21.0		7	23			18		1		44		1	13
21.5		1	10			5		1		43			23
22.0		1	12			5				53			34
22.5			8			7				63			16
23.0			7			1				31			19
23.5			3			5				26			6
24.0			3			2				6			5
24.5			1							2			1
25.0													
25.5													
26.0													
26.5													
27.0													
27.5													
28.0													
SUBTOTAL	651	318	171	283	26	169	594	334	534	46	224	181	
TOTAL		1140			478			1462			451		
NO SAMPLES		7			2			9			4		
SHRIMP/LB		135.6			126.6			115.3			102.3		



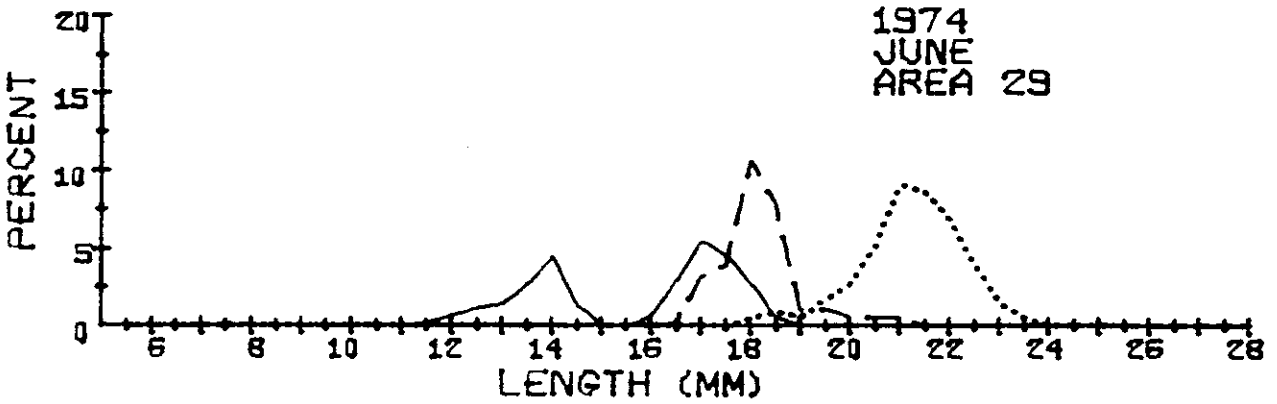
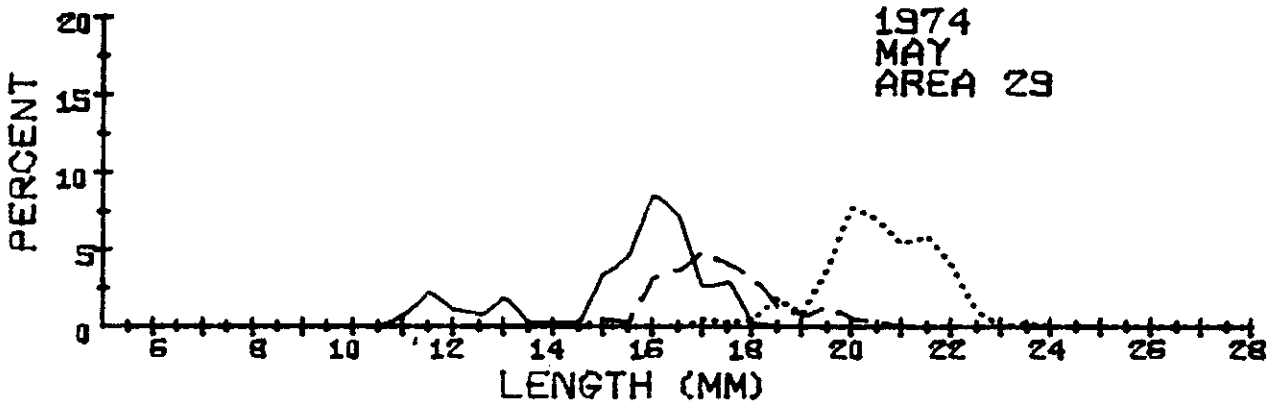
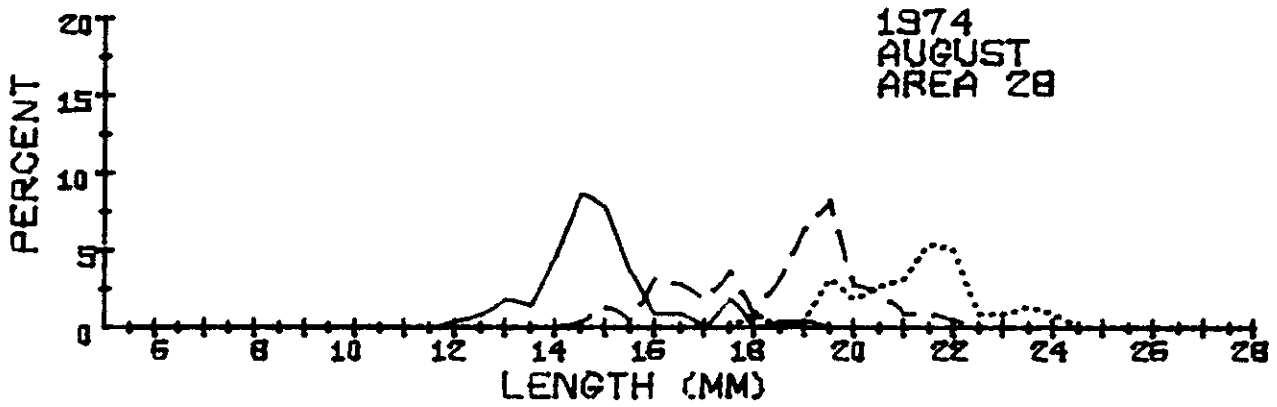
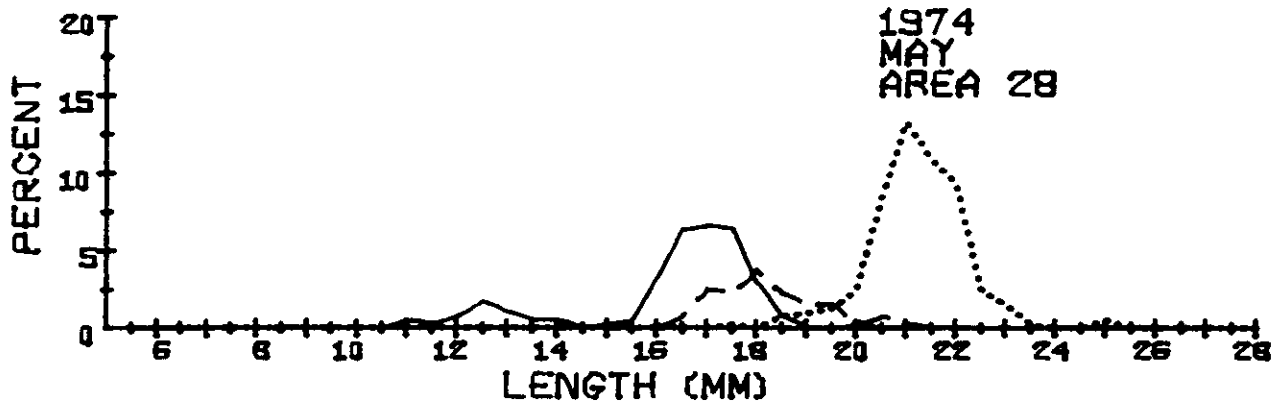
LENGTH	1974 AREA 22 MONTH 6			1974 AREA 22 MONTH 7			1974 AREA 22 MONTH 8			1974 AREA 22 MONTH 9		
	M	T	F	M	T	F	M	T	F	M	T	F
	6.0											
6.5												
7.0												
7.5												
8.0												
8.5												
9.0												
9.5												
10.0												
10.5												
11.0												
11.5												
12.0				1								
12.5	1			5								
13.0	2			13			3					
13.5	6			41			5					
14.0	17			106			9					
14.5	50			112			35			2		
15.0	85			136	4		52			26		
15.5	76			62	8		61	4		61	1	
16.0	34	6		31	23		48	6		78	2	
16.5	18	7		5	19		16	7		40		1
17.0	2	3		2	19	1	4	12		14	4	
17.5	1				8	1		8		2	5	7
18.0	2	9			8		1		1	1	1	12
18.5	3	15	2	2	8	5		3	1			9
19.0	2	39	8		27	8	1	14	5	2		2
19.5		53	18	1	43	20	1	34	11		1	11
20.0		48	16		45	18		26	18		2	25
20.5		17	9		25	22		17	11		1	29
21.0		5	6		9	8			7			26
21.5		3	7		1	7		1	3			17
22.0			6			10		1	2			3
22.5			8			8			5			3
23.0			3			5			4			6
23.5						4			1			1
24.0						2						3
24.5						1			1			1
25.0												
25.5						1						
26.0												
26.5												
27.0												
27.5												
28.0												
SUBTOTAL	299	205	83	517	247	121	236	133	70	226	17	156
TOTAL		587			885			439			399	
NO SAMPLES		3			5			3			2	
SHRIMP/LB		125.5			142.4			124.8			108.0	



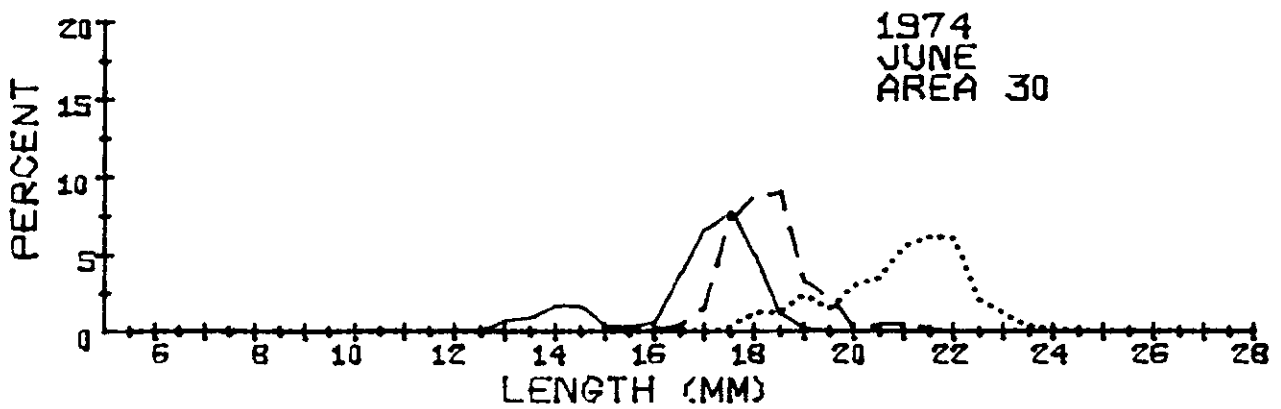
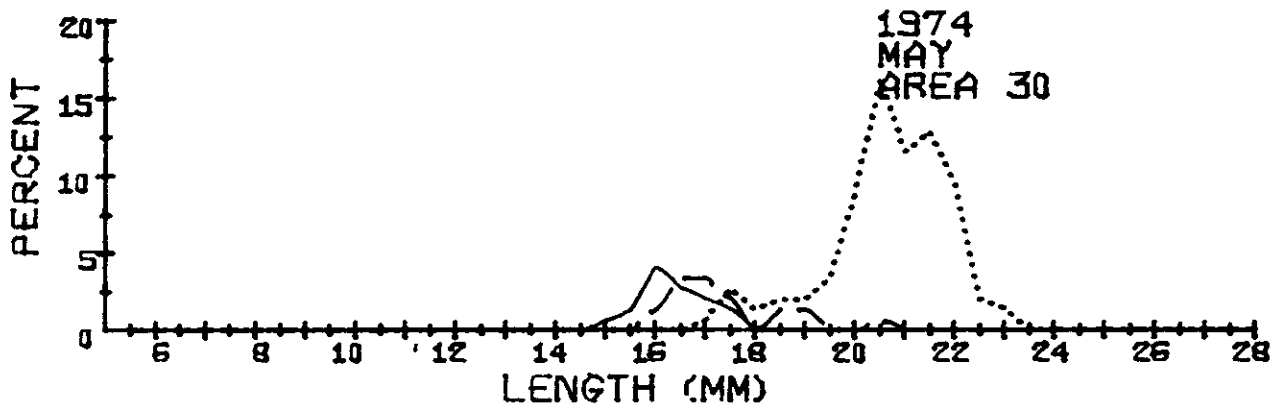
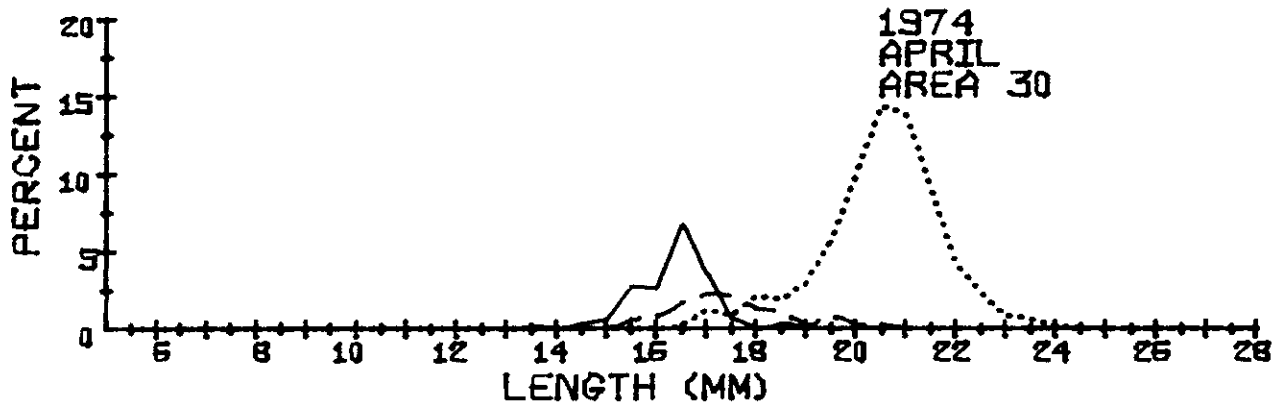
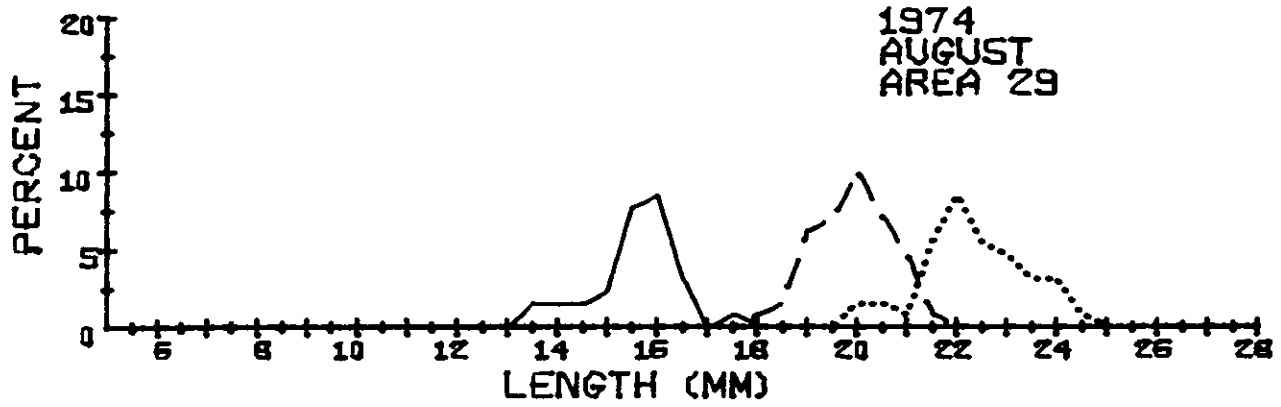
LENGTH	1974 AREA 22 MONTH 10			1974 AREA 24 MONTH 4			1974 AREA 24 MONTH 6			1974 AREA 24 MONTH 7			
	M	T	F	M	T	F	M	T	F	M	T	F	
	6.0												
6.5													
7.0													
7.5													
8.0													
8.5													
9.0	1												
9.5													
10.0													
10.5													
11.0				1									
11.5				1							1		
12.0											1		
12.5								5			1		
13.0								7			11		
13.5	1							11			20		
14.0	11			1				24			32		
14.5	40							9			35	1	
15.0	151							7			54		
15.5	264	1						1			41	1	
16.0	278	1	1	8							20	5	
16.5	141	1	6	14	1			3			4	3	
17.0	39	7	35	28	2			1	3		1	1	
17.5	8	10	42	40	8			3	10			2	
18.0	1	3	52	31	6			10	25	1			
18.5		2	24	9	4	1		10	20		2	1	
19.0		2	20	4	2	5		5	13	1	1	5	1
19.5		1	40	4	2	3			7	2		9	3
20.0		3	87	6	3	2		1	4	1	1	7	3
20.5			76	9	4	10			2	4		11	3
21.0		1	85	5	6	26			1	5		1	4
21.5			42			33				5		2	2
22.0			20			24			1	7			2
22.5			11			18				4			6
23.0			11			3							2
23.5			9			3							
24.0			8										1
24.5			2										
25.0						1							
25.5													
26.0													
26.5													
27.0													
27.5													
28.0													
SUBTOTAL	935	32	571	161	38	129	97	86	30	225	49	27	
TOTAL		1538			328			213			301		
NO SAMPLES		13			3			2			3		
SHRIMP/LB		115.1			104.6			128.5			159.7		



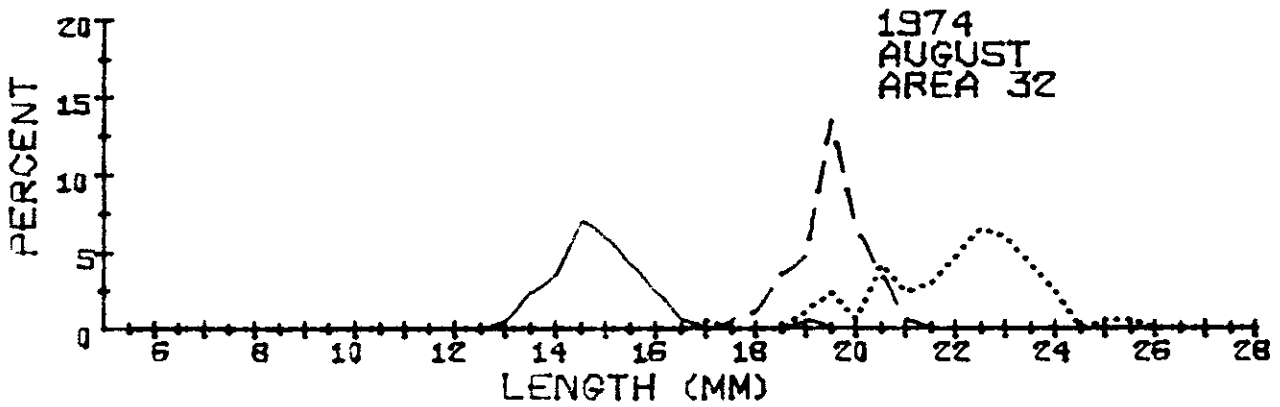
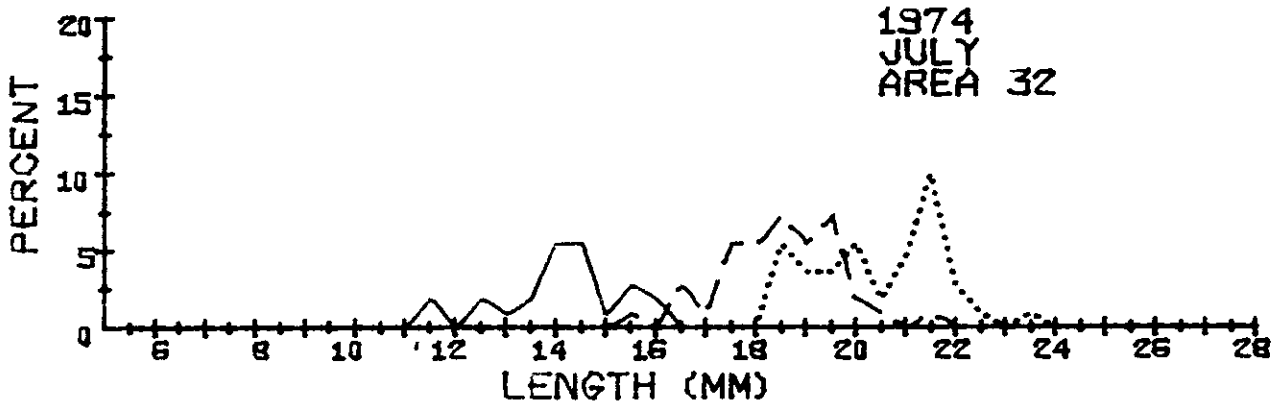
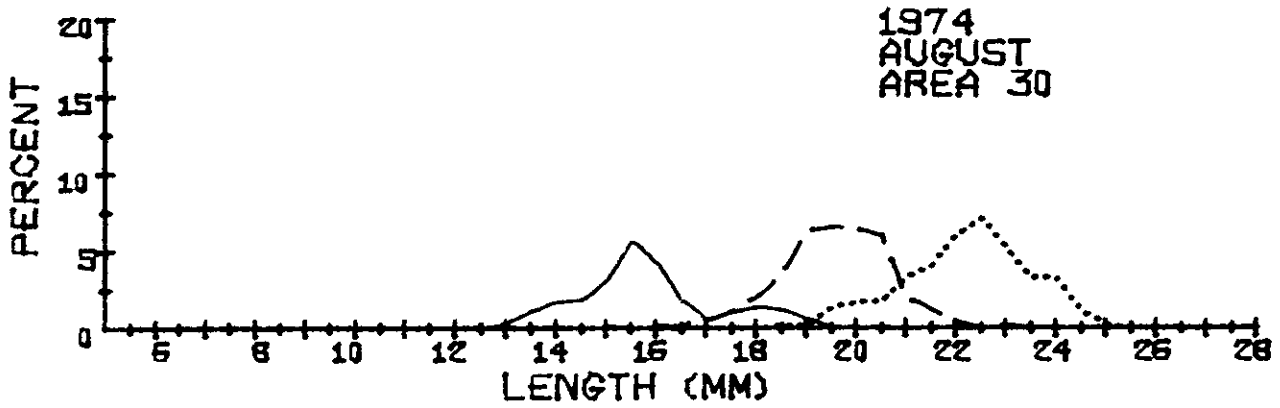
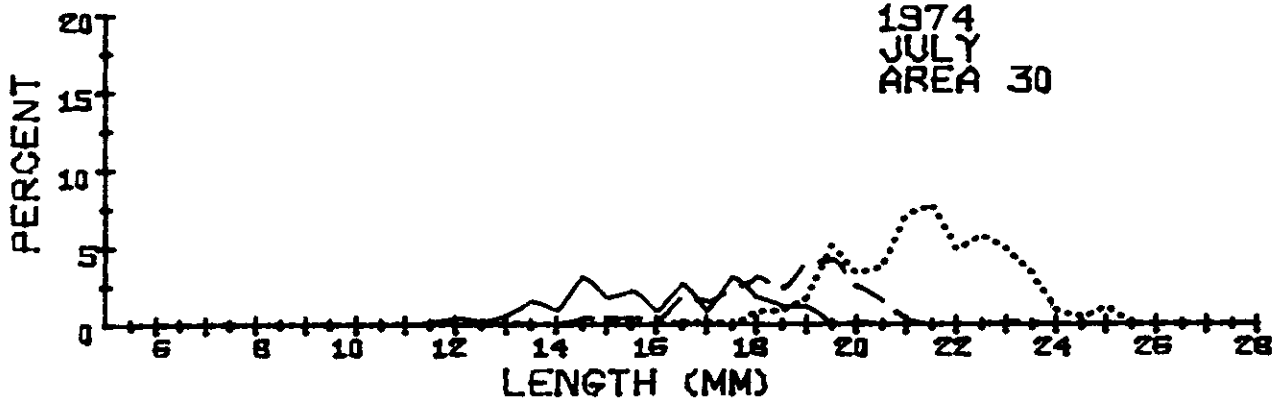
LENGTH	1974 AREA 24 MONTH 8			1974 AREA 26 MONTH 6			1974 AREA 26 MONTH 7			1974 AREA 26 MONTH 8		
	M	T	F	M	T	F	M	T	F	M	T	F
	6.0											
6.5												
7.0												
7.5												
8.0												
8.5												
9.0												
9.5												
10.0												
10.5												
11.0												
11.5												
12.0												
12.5				4			1					
13.0	1			4			2				1	
13.5	1			4			5				3	
14.0	5			7			13				3	
14.5	20			2			9				3	
15.0	41			1			10				4	
15.5	40	1					4	1			11	
16.0	19						1	2			12	
16.5	10	1		3				1			5	
17.0		2		7	1		1				2	
17.5	2	1		5	6			3			2	1
18.0	4			1	6			2			2	
18.5	4	1			9	1	1	8	1		3	
19.0	2	7	5		1	1	1	6	1		9	
19.5	1	8	3		1	4		2	1		10	1
20.0		12	15					2			14	3
20.5		6	9			5		1	5		10	2
21.0		5	7			8			1		7	3
21.5		3	8			9		2	4		2	8
22.0		3	21			5			5		1	11
22.5			21			1		1	1		1	8
23.0			12			2			1			9
23.5			3									6
24.0			1									6
24.5						1						2
25.0												
25.5												
26.0												
26.5												
27.0												
27.5												
28.0												
SUBTOTAL	150	50	105	38	24	37	48	31	20	46	60	59
TOTAL		305			99			99			165	
NO SAMPLES		3			1			1			1	
SHRIMP/LB		96.5			119.1			127.6			97.7	



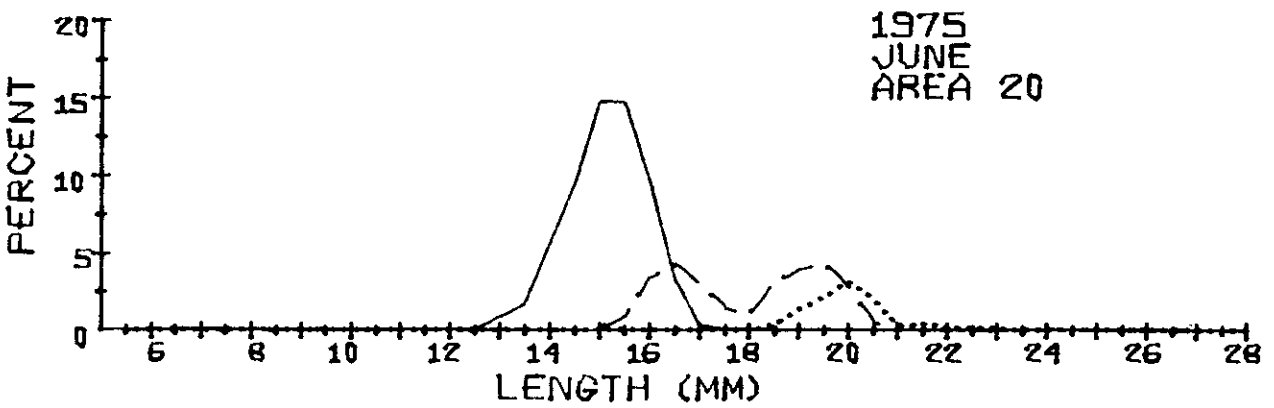
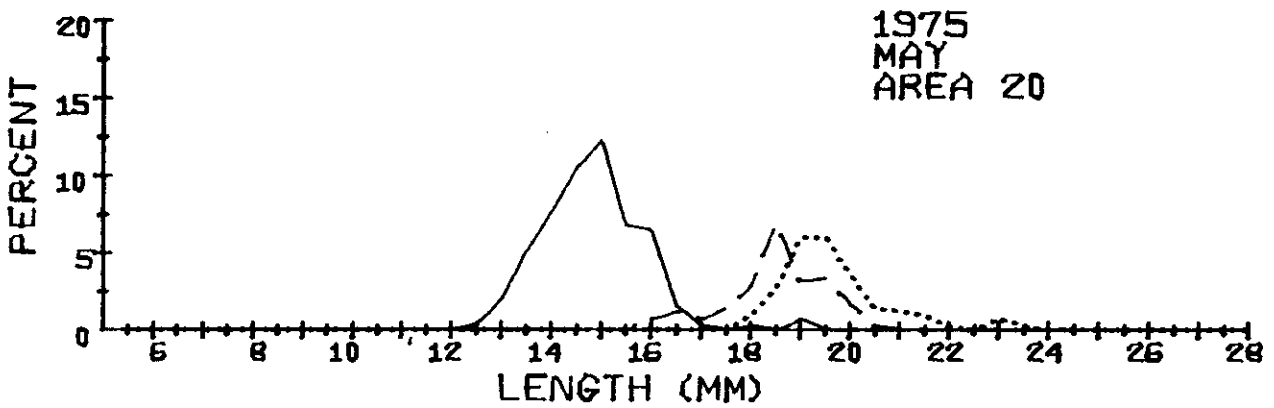
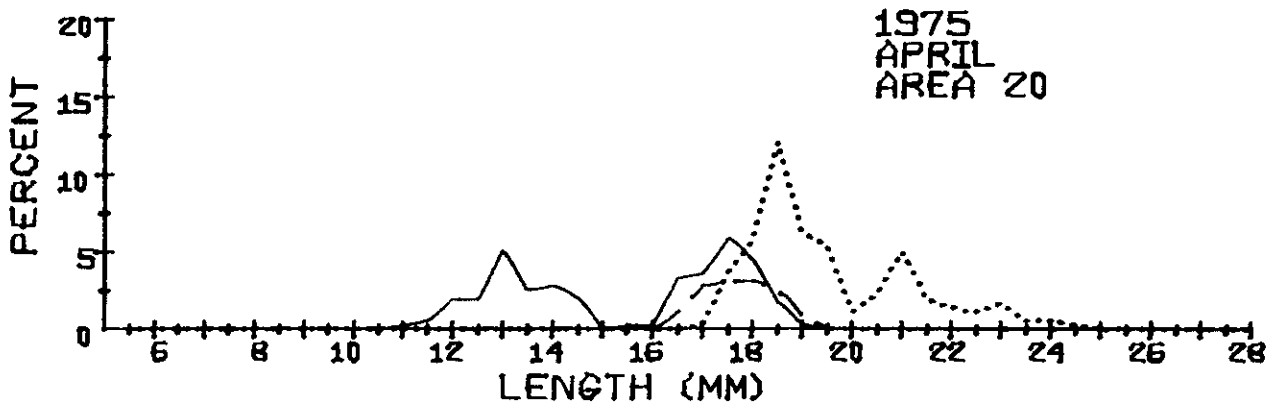
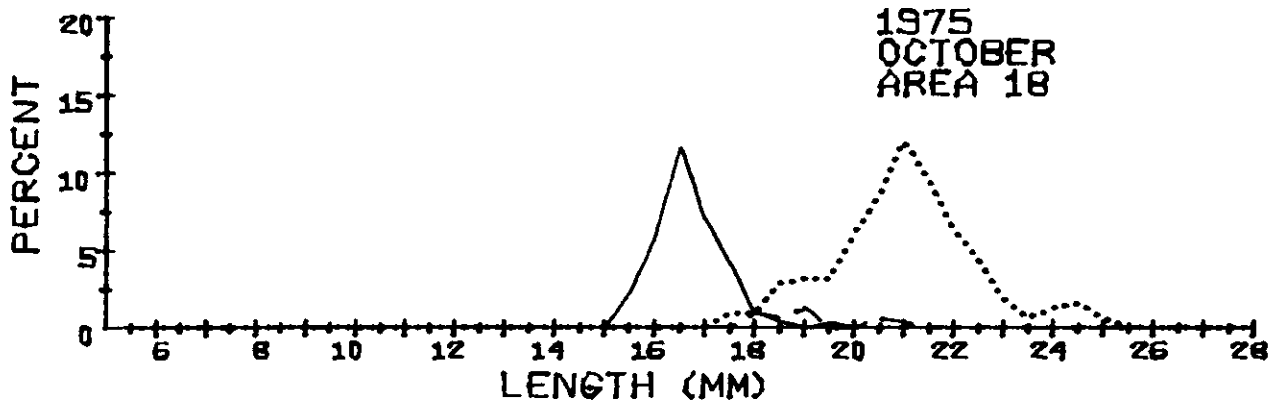
LENGTH	1974 AREA 28 MONTH 5			1974 AREA 28 MONTH 8			1974 AREA 29 MONTH 5			1974 AREA 29 MONTH 6			
	M	T	F	M	T	F	M	T	F	M	T	F	
6.0													
6.5													
7.0													
7.5													
8.0													
8.5													
9.0													
9.5													
10.0													
10.5													
11.0	2							3					
11.5	1							8			1		
12.0	3			1				4			3		
12.5	7			2				3			5		
13.0	4			4				7			6		
13.5	2			3				1			11		
14.0	2			10				1			18		
14.5				19	1			1			5		
15.0	1			17	3			13	2				
15.5	2			8	1			17	1				
16.0	13			2	7			32	12		3		
16.5	26	3		2	6			27	14		12	1	
17.0	27	10			4			10	18	2	22	13	
17.5	26	9	1	4	8			11	15	1	18	16	
18.0	12	15			2	2		1	12	2	11	43	2
18.5	3	9	3	1	7				5	7	2	31	4
19.0		6	4	1	14	1			3	3		4	2
19.5		6	5		18	7			5	14		4	7
20.0	1	1	10		6	4			2	29		2	11
20.5		3	34		5	6			1	26		2	21
21.0		1	54		2	7				20		2	37
21.5			44		2	12				22			35
22.0			38		1	11				15			28
22.5			10			2				4			16
23.0			6			2							6
23.5			1			3				1			2
24.0						2							
24.5													
25.0			2										
25.5													
26.0													
26.5													
27.0													
27.5													
28.0													
SUBTOTAL	132	63	212	74	87	59	139	90	146	117	118	171	
TOTAL		407			220			375			406		
NO SAMPLES		4			2			2			3		
SHRIMP/LB		101.2			124.3			124.1			108.1		



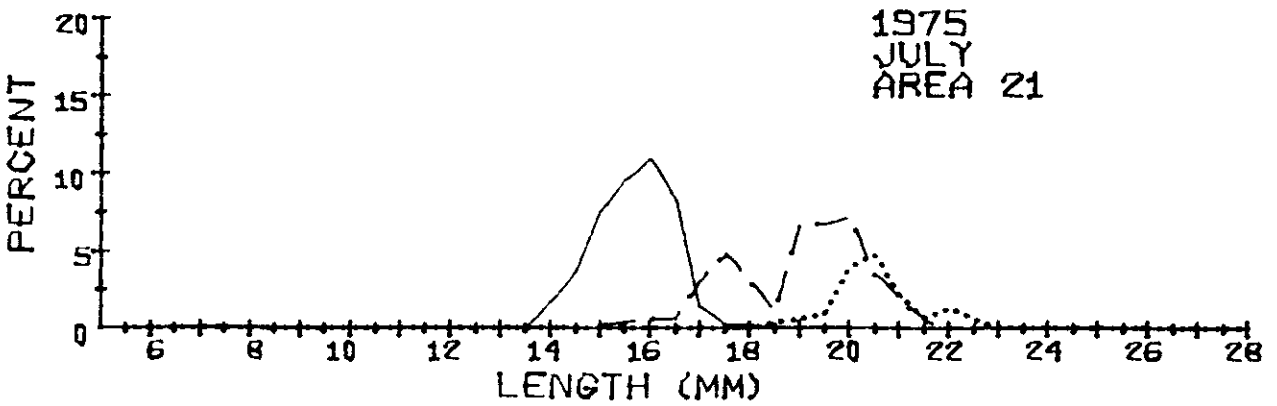
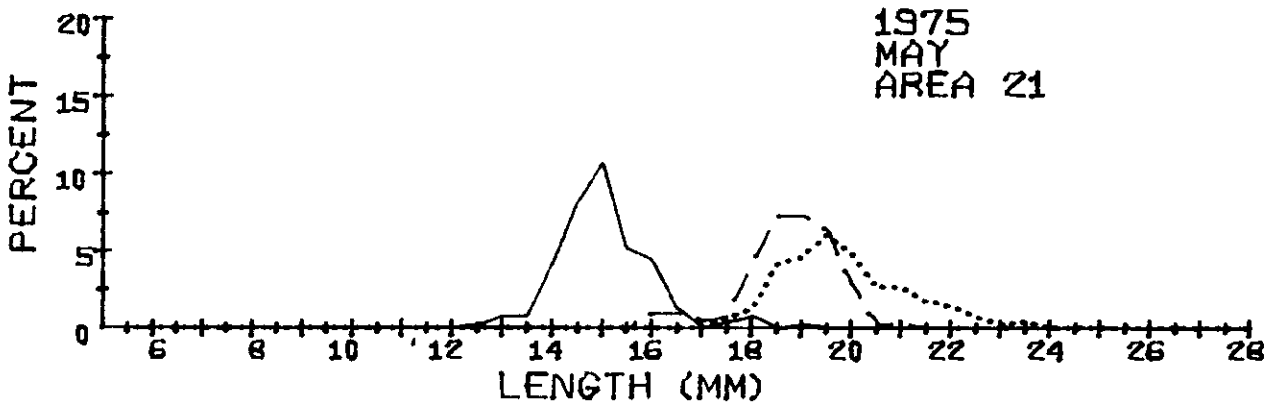
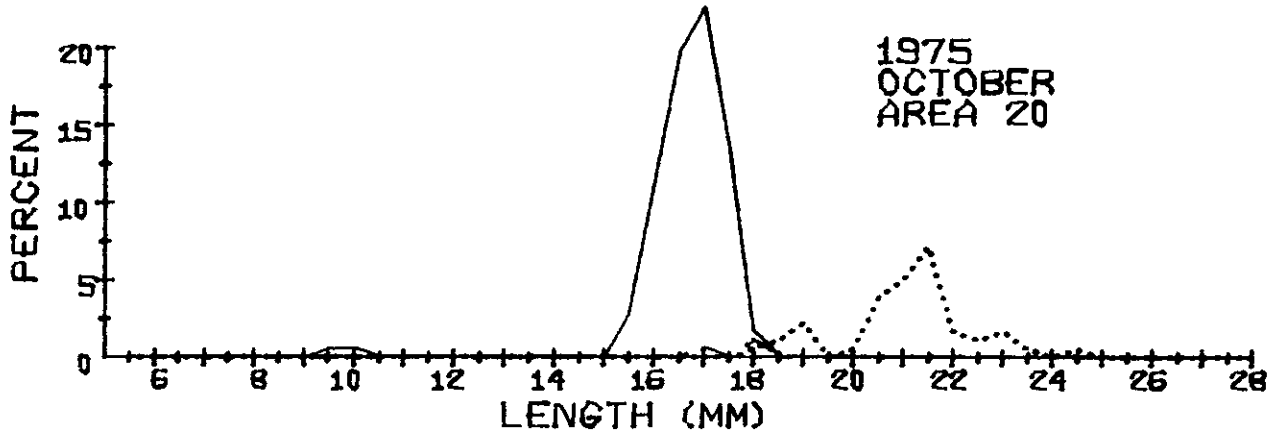
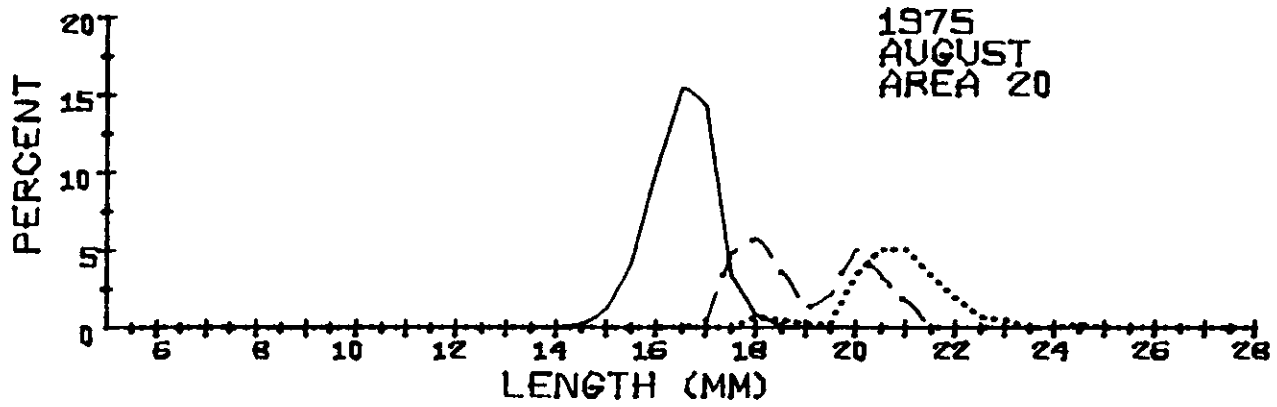
LENGTH	1974 AREA 29 MONTH 8			1974 AREA 30 MONTH 4			1974 AREA 30 MONTH 5			1974 AREA 30 MONTH 6		
	M	T	F	M	T	F	M	T	F	M	T	F
6.0												
6.5												
7.0												
7.5												
8.0												
8.5												
9.0												
9.5												
10.0												
10.5											1	
11.0												
11.5												
12.0											1	
12.5											1	
13.0											5	
13.5	2			1							6	
14.0	2										11	
14.5	2			2							10	
15.0	3			3			1				2	
15.5	10			13	3		2				2	
16.0	11			12	4		6	2		4	1	
16.5	4			32	8	1	4	5		24	3	1
17.0				17	11	6	3	5	1	42	10	
17.5	1			3	10	4	2	3	4	49	46	2
18.0		1			6	10			2	31	55	8
18.5		2		2	5	9		2	3	7	57	8
19.0		8			1	14		2	3	1	20	15
19.5		9			4	27			5		14	9
20.0		13	2		1	47			13		1	19
20.5		9	2		1	68		1	24		3	22
21.0		6	1			65			17		3	35
21.5		1	7			43			19		1	39
22.0			11			20			14			38
22.5			7			11			3			13
23.0			6			4			2			7
23.5			4			3						2
24.0			4			1						1
24.5			1									
25.0												
25.5												
26.0												
26.5												
27.0												
27.5												
28.0												
SUBTOTAL	35	49	45	85	54	333	18	20	110	197	214	219
TOTAL		129			472			148			630	
NO SAMPLES		1			3			1			4	
SHRIMP/LB		96.6			109.3			103.3			113.5	



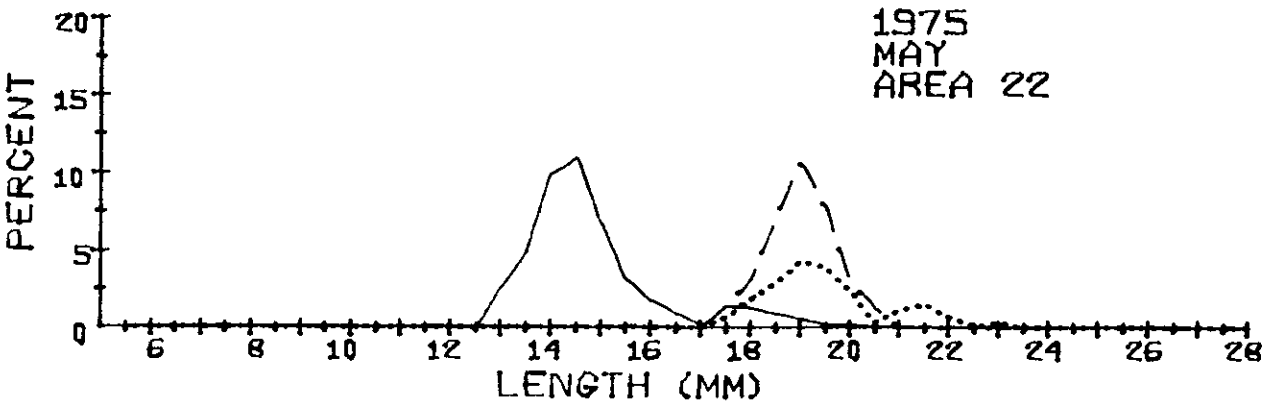
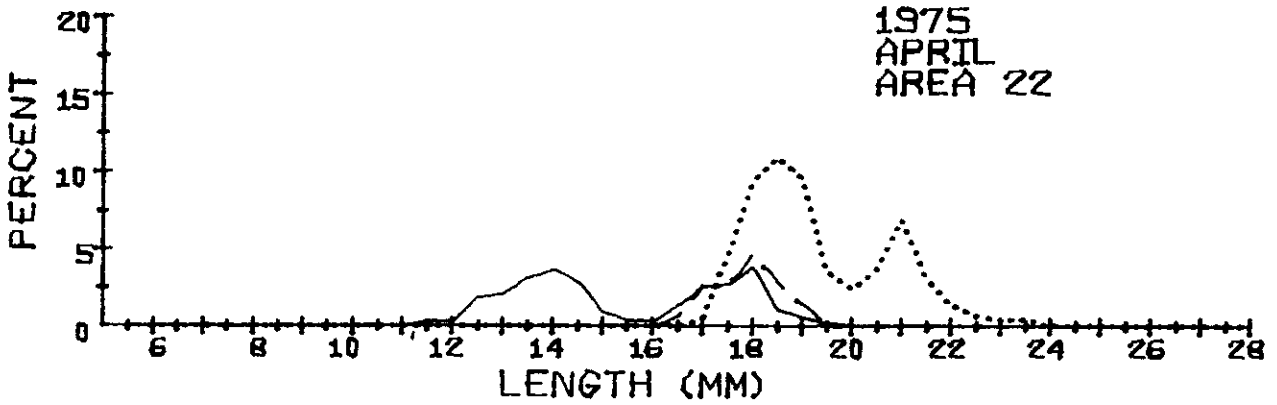
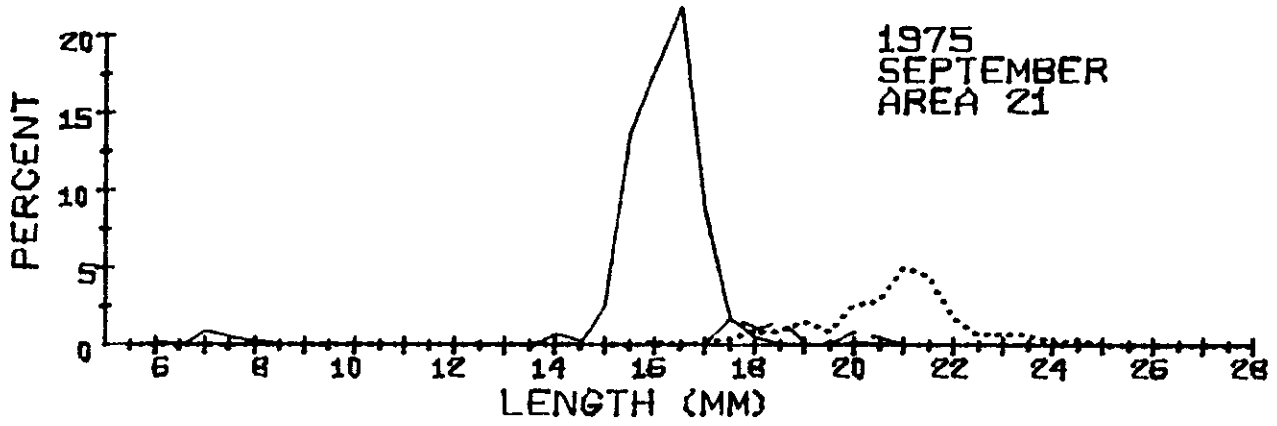
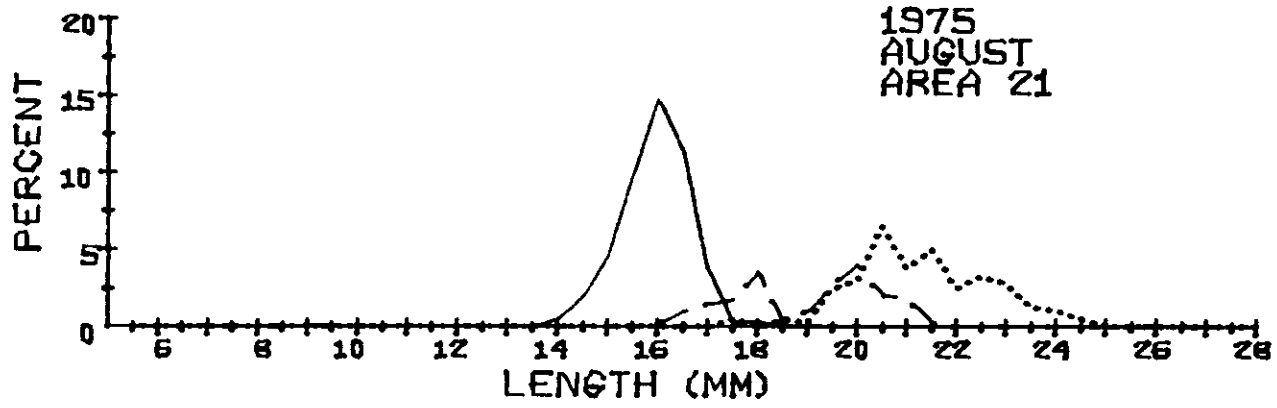
LENGTH	1974 AREA 30 MONTH 7			1974 AREA 30 MONTH 8			1974 AREA 32 MONTH 7			1974 AREA 32 MONTH 8			
	M	T	F	M	T	F	M	T	F	M	T	F	
	6.0												
6.5													
7.0													
7.5													
8.0													
8.5													
9.0													
9.5													
10.0													
10.5													
11.0													
11.5	1							2					
12.0	2												
12.5	1							2					
13.0	3	1		2				1			1		
13.5	7			6				2			4		
14.0	4			9				6			6		
14.5	14	2		10				6			12		
15.0	8	2		16	1			1			10		
15.5	10	2		29				3	1		7		
16.0	4	1		22	1			2			4		
16.5	12	8	1	9	1				3		1		
17.0	4	7	1	3	3				1			1	
17.5	14	10		6	6				6			1	
18.0	8	14	4	7	11				6			2	
18.5	5	10	4	6	18	1			8	6		6	
19.0	5	18	8	3	33	1			6	4	1	8	2
19.5		19	23		34	7			8	4		23	4
20.0	1	11	15		33	9			2	6		11	1
20.5		7	17		31	9			1	2		6	7
21.0		1	32		10	17						5	4
21.5			35		6	21			1	11			5
22.0			22		2	31				3			8
22.5			26			37				1			11
23.0		1	22		1	27							10
23.5			15			17				1			7
24.0			4			17							4
24.5			2			6							
25.0			5			1							1
25.5													1
26.0													
26.5													
27.0													
27.5													
28.0													
SUBTOTAL	103	114	236	128	191	201	25	43	43	46	58	66	
TOTAL		453			520			111			170		
NO SAMPLES		3			4			1			1		
SHRIMP/LB		97.2			96.4			128.1			99.1		



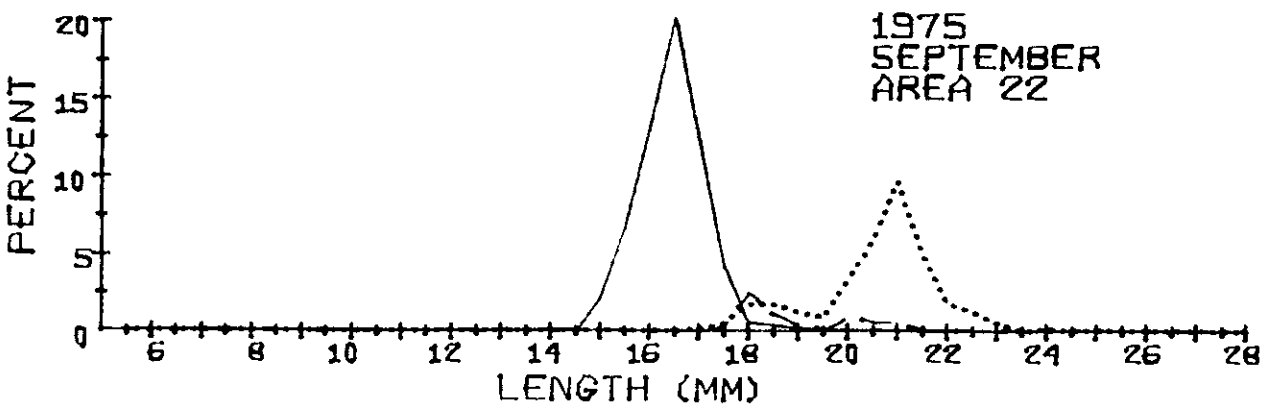
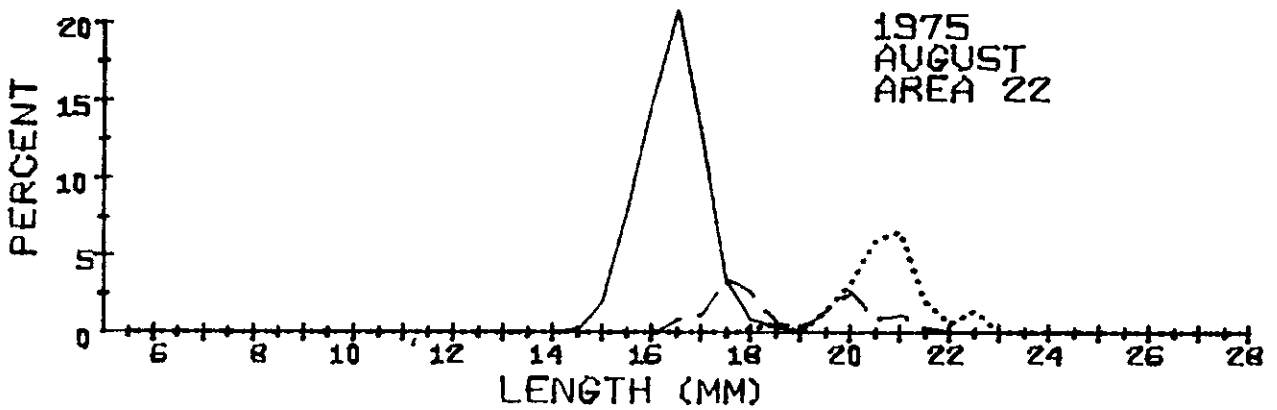
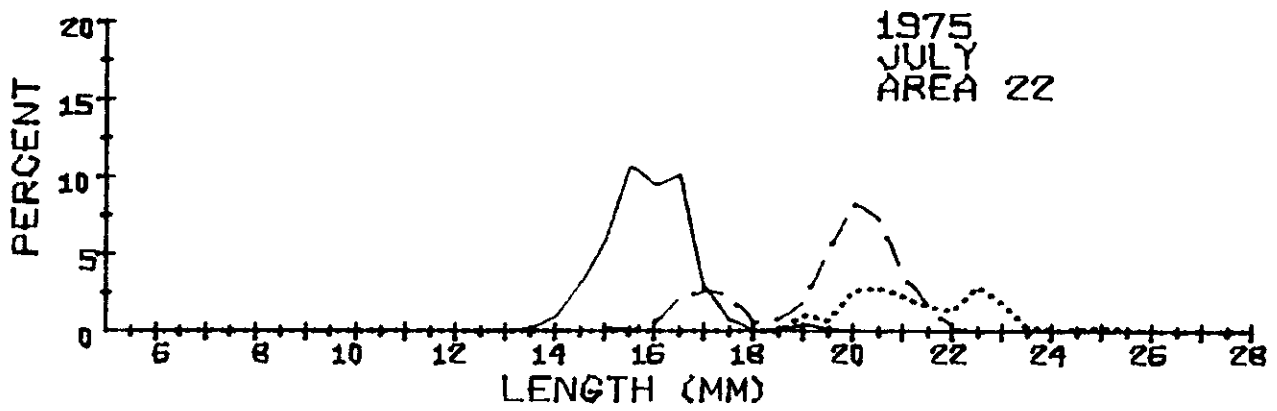
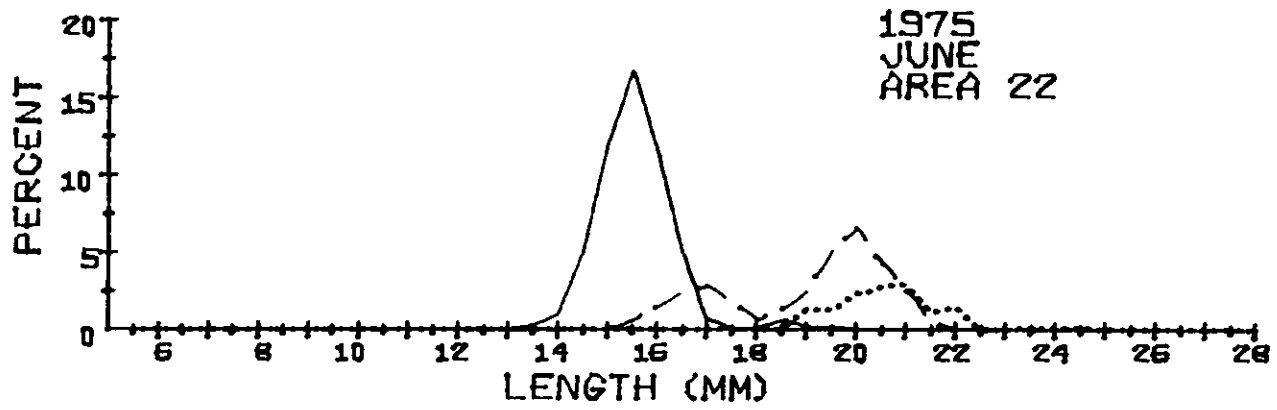
LENGTH	1975 AREA 18 MONTH 10			1975 AREA 20 MONTH 4			1975 AREA 20 MONTH 5			1975 AREA 20 MONTH 6		
	M	T	F	M	T	F	M	T	F	M	T	F
	6.0											
6.5												
7.0												
7.5												
8.0												
8.5												
9.0												
9.5												
10.0												
10.5												
11.0				1								
11.5				2								
12.0				7								
12.5				7			2			2		
13.0				18			8			10		
13.5				9			21			19		
14.0				10			32			63		
14.5				7			44			107		
15.0							51			164	2	1
15.5	7			1			28			163	10	
16.0	18			1			27	3		107	38	
16.5	37			12	4		6	5		35	47	
17.0	22			13	10	1	1	3		3	33	
17.5	13		3	21	11	13		6			15	
18.0	3	3	3	16	11	20	1	12	4		12	
18.5	1	2	9	6	9	43		29	11		34	4
19.0		4	10	1	3	22	3	13	25		44	15
19.5	1		10			19		14	25		48	24
20.0			19			4		7	15		31	35
20.5		2	27			8		1	6		5	23
21.0		1	38			18			5			3
21.5			30			7			4			5
22.0			20			5			1			2
22.5			14			4						2
23.0			6			6			3			1
23.5			2			2			1			
24.0			4			2						
24.5			5			1						
25.0			2									
25.5												
26.0												
26.5												
27.0												
27.5												
28.0												
SUBTOTAL	102	12	202	132	48	175	224	93	100	673	319	115
TOTAL		316			355			417			1107	
NO SAMPLES		2			1			2			5	
SHRIMP/LB		81.6			109.7			133.3			145.9	



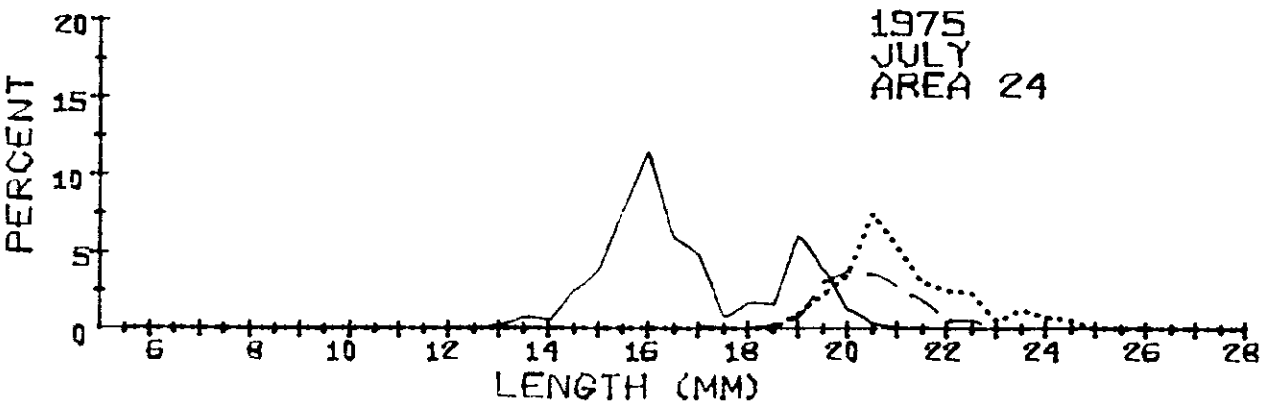
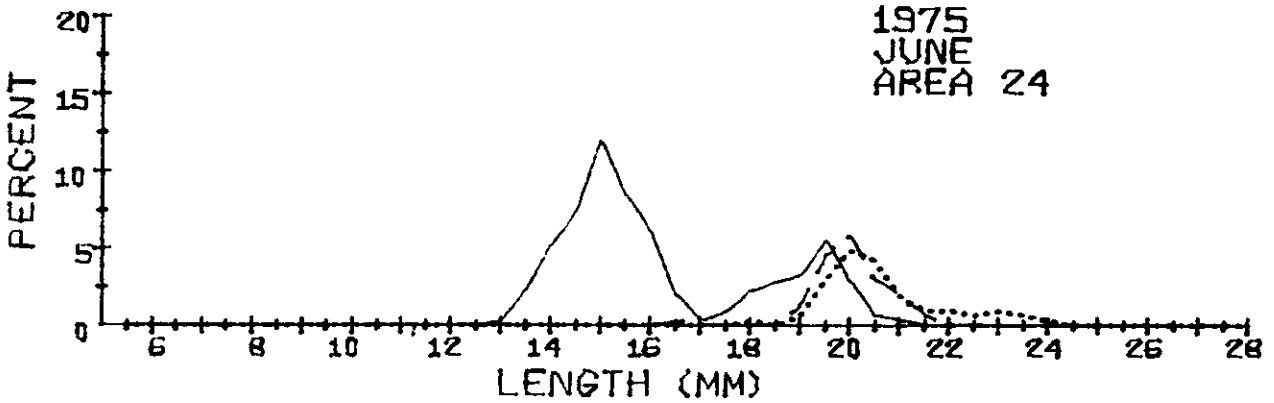
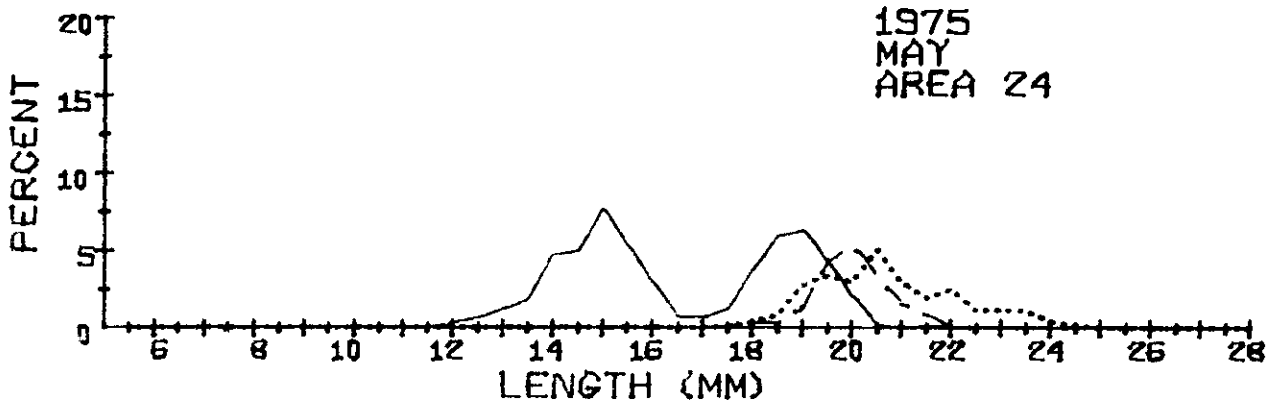
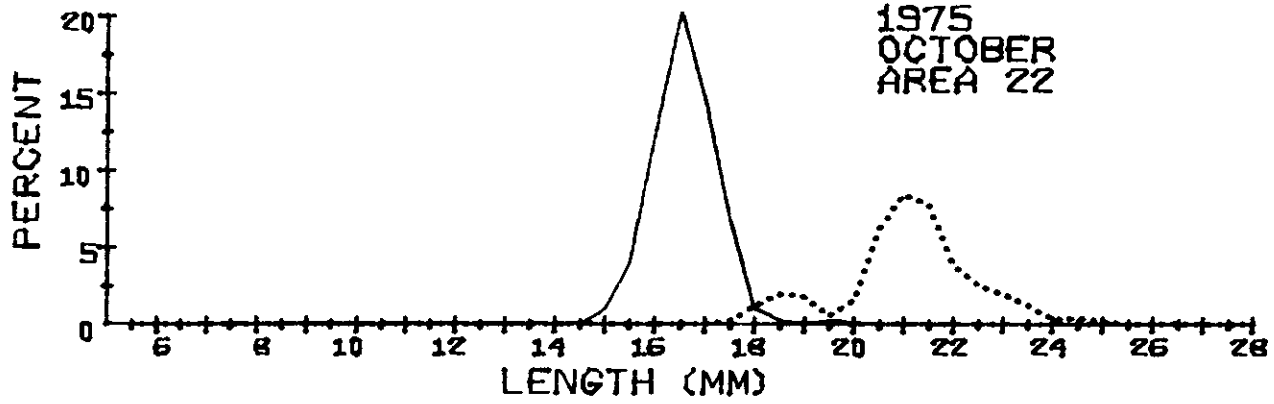
LENGTH	1975 AREA 20 MONTH 8			1975 AREA 20 MONTH 10			1975 AREA 21 MONTH 5			1975 AREA 21 MONTH 7			
	M	T	F	M	T	F	M	T	F	M	T	F	
	6.0												
6.5													
7.0													
7.5													
8.0													
8.5													
9.0													
9.5				1									
10.0				1									
10.5													
11.0													
11.5													
12.0													
12.5								1					
13.0								3					
13.5								3					
14.0								17			8		
14.5	1							34			17		
15.0	5							44			35	1	
15.5	17			5				21			44	2	
16.0	42			20				18	4		50	3	
16.5	64			36				5	4		38	3	
17.0	59	2		41	1				2		6	14	
17.5	13	20		24				2	3	3	1	22	
18.0	3	24	3	3	2	1	3	17	5		1	14	
18.5		15	2			2		30	17			5	2
19.0		5	1			4	1	30	19			31	3
19.5		9	1					26	25			31	4
20.0		21	14			1		12	20			33	18
20.5		13	21			7		1	11			16	22
21.0		7	21			9		1	11			9	10
21.5			14			13			7			2	3
22.0			8			3			6				6
22.5			3			2			3				3
23.0			2			3			1				
23.5						1			2				
24.0													
24.5			1			1							
25.0													
25.5													
26.0													
26.5													
27.0													
27.5													
28.0													
SUBTOTAL	204	116	91	131	3	47	152	130	130	200	186	71	
TOTAL		411			181			412			457		
NO SAMPLES		1			1			1			4		
SHRIMP/LB		106.5			103.9			116.7			117.8		



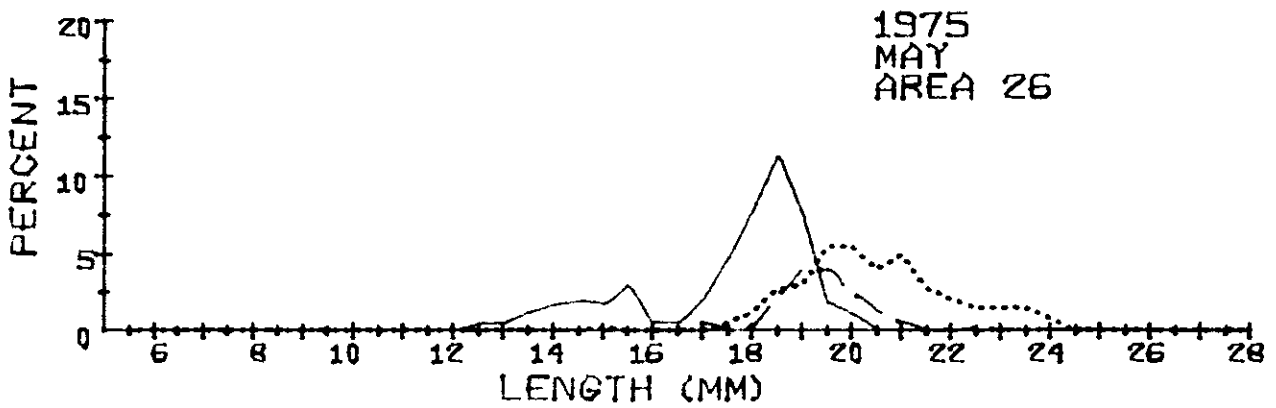
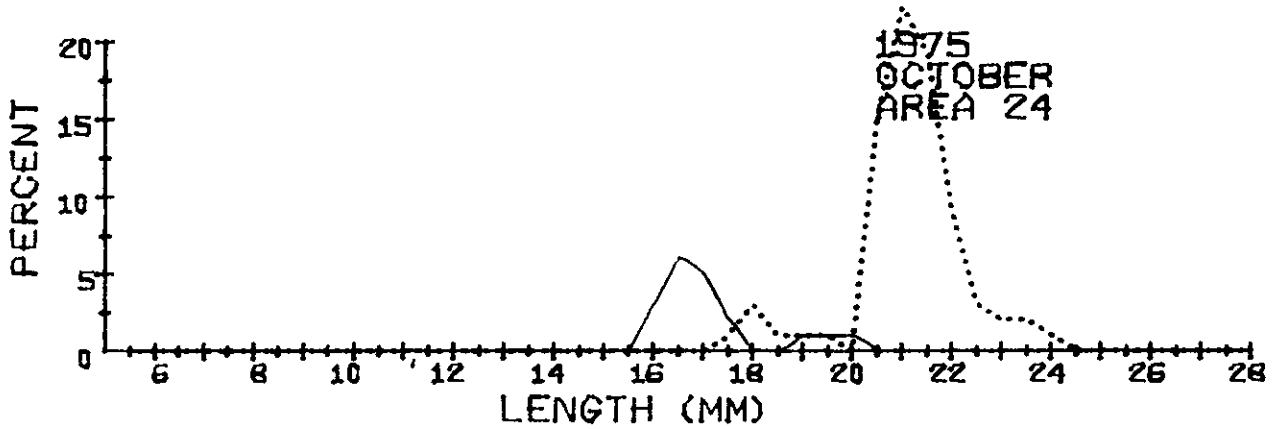
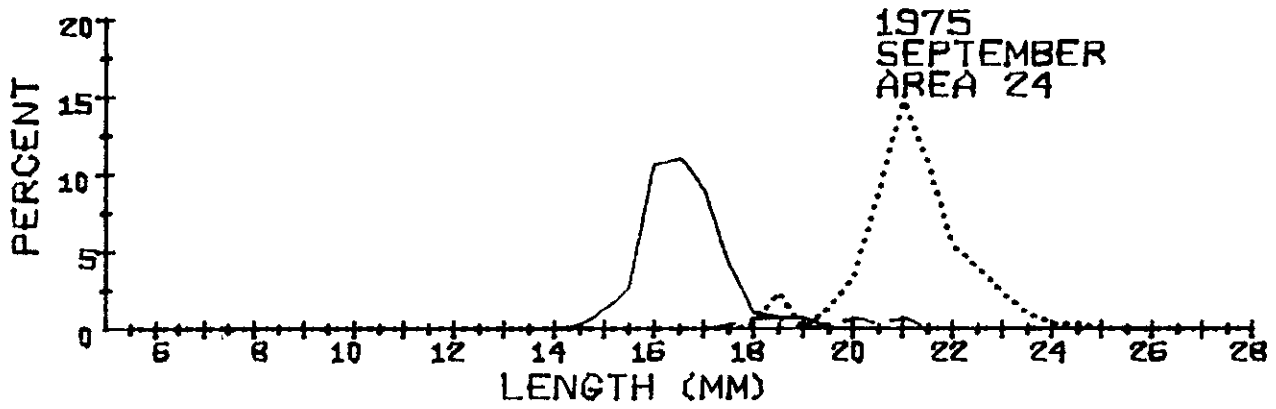
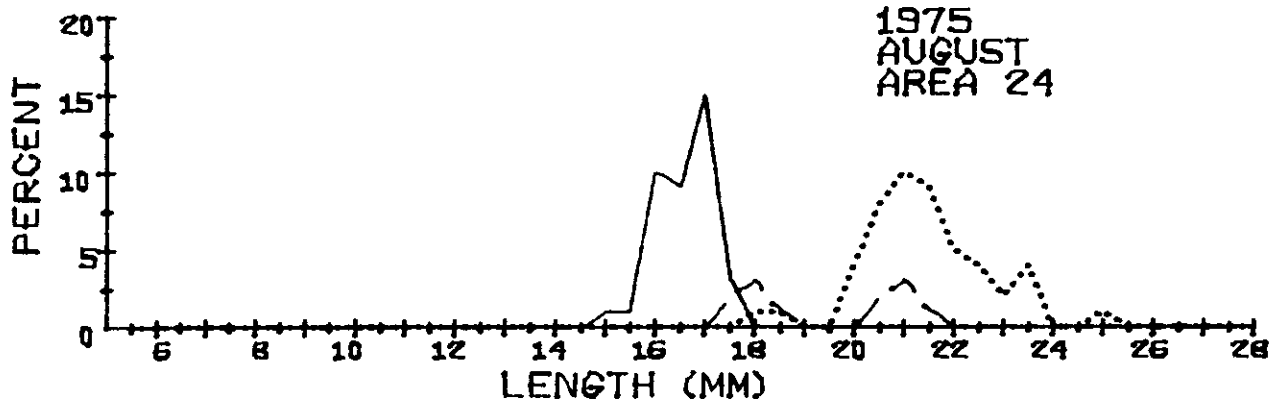
LENGTH	1975 AREA 21 MONTH 8			1975 AREA 21 MONTH 9			1975 AREA 22 MONTH 4			1975 AREA 22 MONTH 5			
	M	T	F	M	T	F	M	T	F	M	T	F	
	6.0				1								
6.5													
7.0				4									
7.5				2									
8.0				1									
8.5													
9.0													
9.5													
10.0													
10.5													
11.0													
11.5								2			1		
12.0								2					
12.5								11					
13.0								12			15		
13.5								18			28		
14.0	2			3				21			59		
14.5	8			1				16			65		
15.0	18			11				5			40		
15.5	39			62				2			18	1	
16.0	59	1		81		1		2			10		
16.5	45	4		99				8	4		5		
17.0	15	6		39	1	1		15	15	3	1	1	
17.5	1	7	2	7	8	2		16	15	26	8	8	4
18.0	1	14		2	5	4		22	27	54	7	18	11
18.5		1	2		7	4		6	16	63	5	42	17
19.0		4	1			7		3	8	55	3	63	25
19.5		11	10		1	4		1		20	1	46	23
20.0		16	12	1	4	12				14	1	18	14
20.5		8	26		2	13				21		7	2
21.0		7	15			23				40			7
21.5		1	20			20				18			9
22.0			10			8				8			4
22.5			13			3				4			1
23.0			11			3				2			2
23.5			5			3				3			
24.0			4			1							
24.5			2			2							
25.0													
25.5													
26.0													
26.5													
27.0													
27.5													
28.0													
SUBTOTAL	188	80	133	314	28	111	162	85	331	267	204	119	
TOTAL		401			453			578			590		
NO SAMPLES		1			3			3			4		
SHRIMP/LB		110.8			125.1			66.5			134.3		



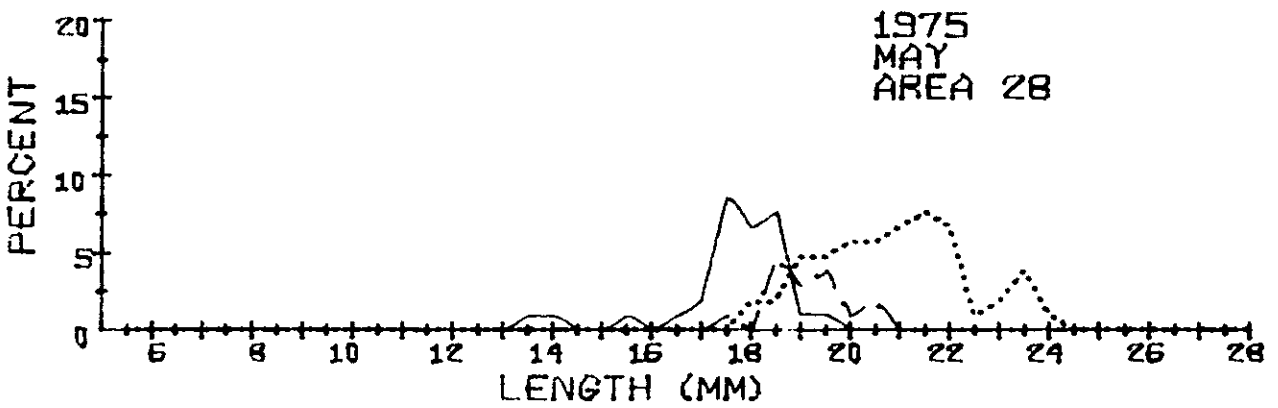
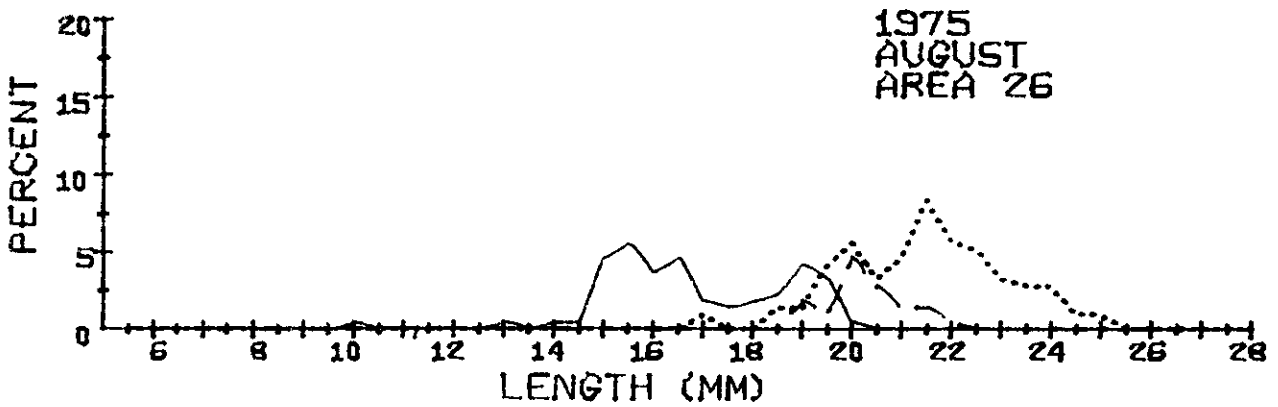
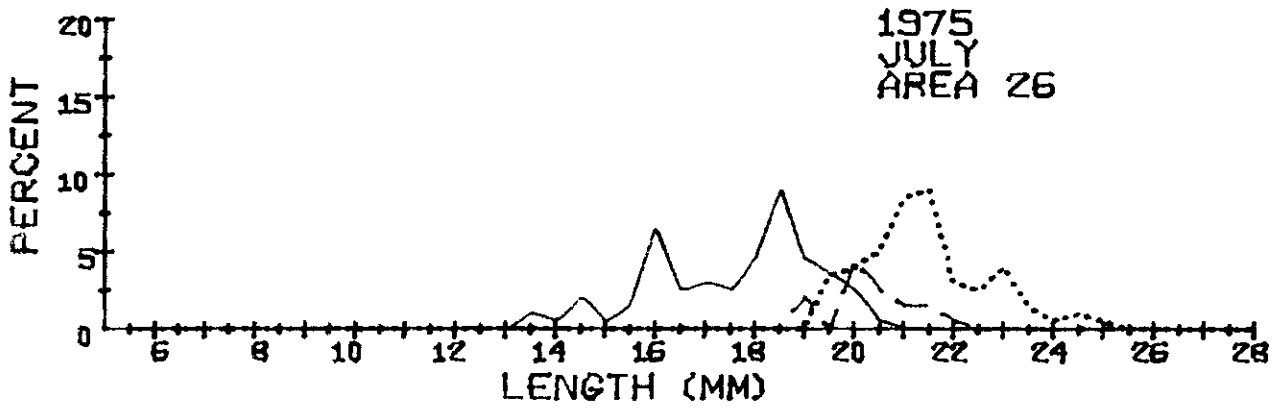
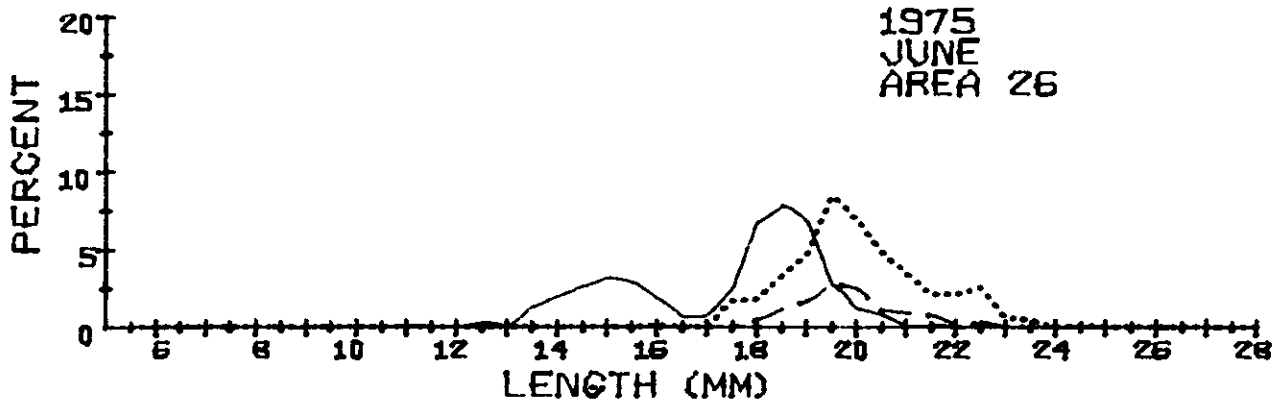
-178-



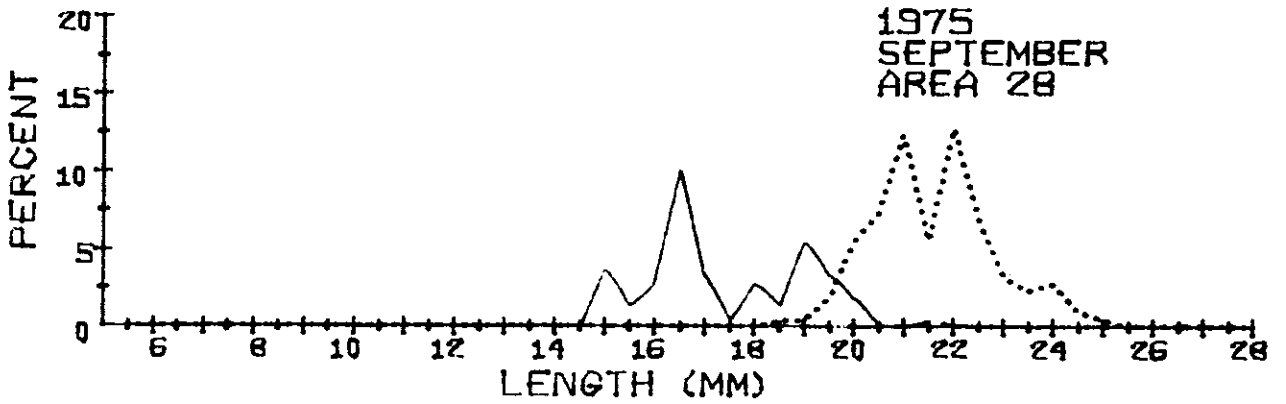
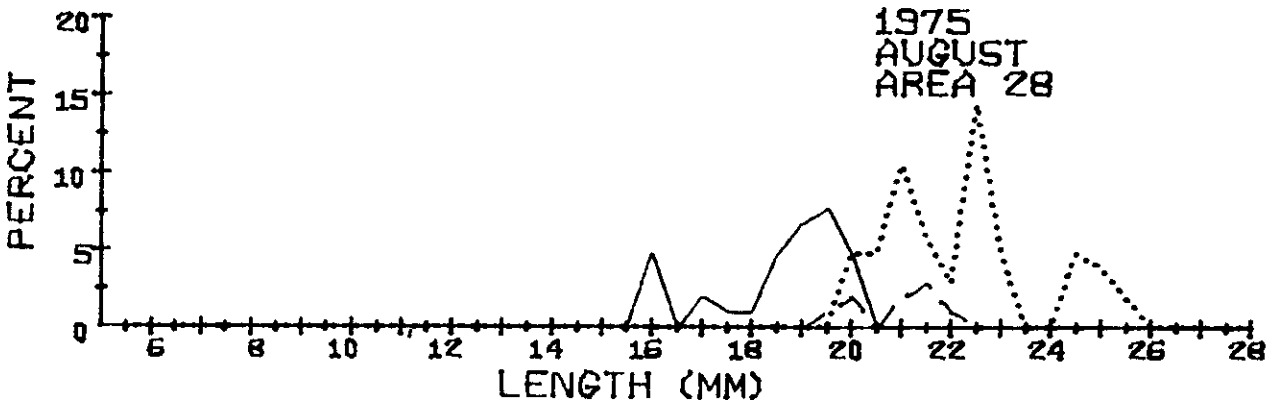
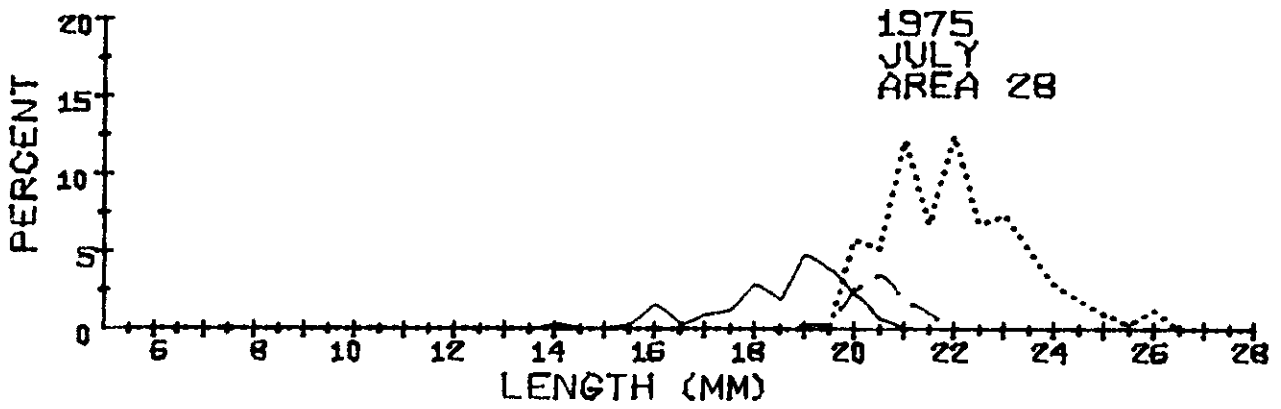
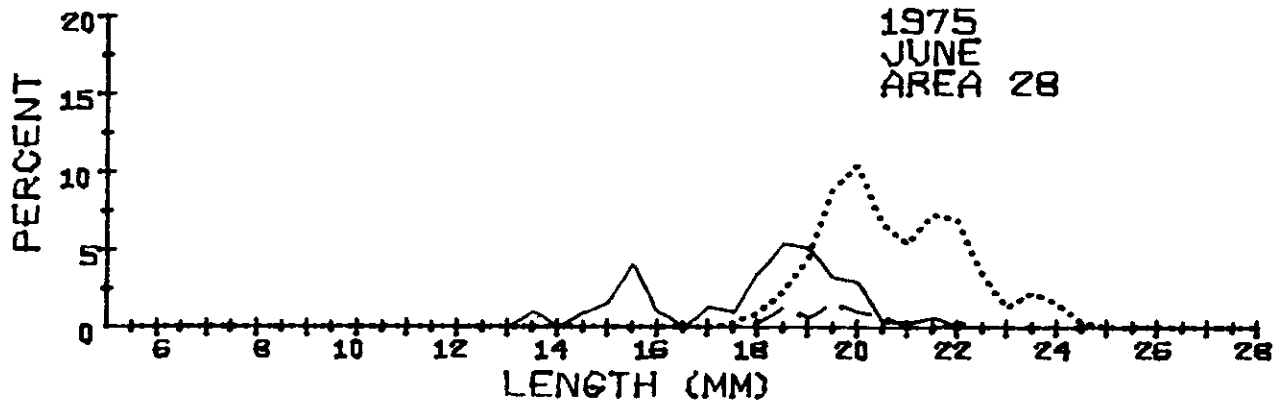
LENGTH	1975 AREA 22 MONTH 10			1975 AREA 24 MONTH 5			1975 AREA 24 MONTH 6			1975 AREA 24 MONTH 7		
	M	T	F	M	T	F	M	T	F	M	T	F
	6.0											
6.5												
7.0												
7.5	1											
8.0												
8.5	1											
9.0	1											
9.5												
10.0												
10.5												
11.0												
11.5												
12.0				3								
12.5				5								
13.0				9			1			1		
13.5				13			7			3		
14.0				34			16			2		
14.5	2			36			23			10		
15.0	17			55			37			15		
15.5	66			38			26			31		
16.0	203			21			19			46		
16.5	338			5			6	1		23		
17.0	242		1	5			1			19	1	
17.5	108	1	4	9	1	1	3			3		
18.0	16		20	27	3	3	7		1	7		
18.5	3		33	43	2	6	9			6	1	
19.0	1	1	29	45	9	20	10	4	2	24	3	4
19.5	4		9	30	31	24	17	14	9	15	12	9
20.0	1		27	15	38	21	9	18	15	5	15	14
20.5			103	1	24	36	2	9	13	1	14	30
21.0		1	141		11	21	1	6	6		11	21
21.5			128	1	6	14		2	3		7	12
22.0			63			18			3		2	10
22.5			42			8			2		2	9
23.0			32			9			3			2
23.5			20			8			2			5
24.0			5			3			1			3
24.5			7			1						2
25.0			2									
25.5												
26.0												
26.5			1									
27.0												
27.5												
28.0												
SUBTOTAL	1004	3	667	395	125	193	194	54	60	211	68	121
TOTAL		1674			713			308			400	
NO SAMPLES		15			7			3			4	
SHRIMP/LB		101.6			109.4			115.9			100.2	



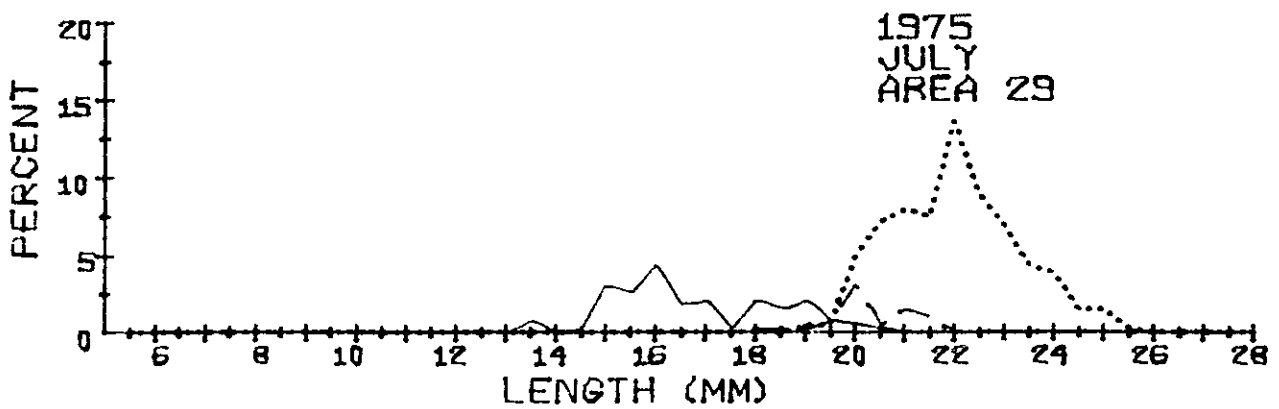
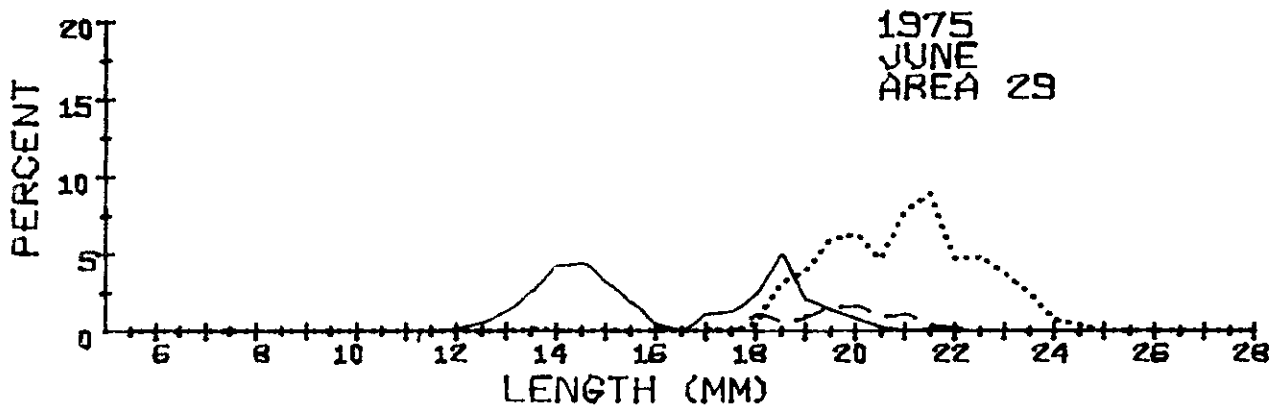
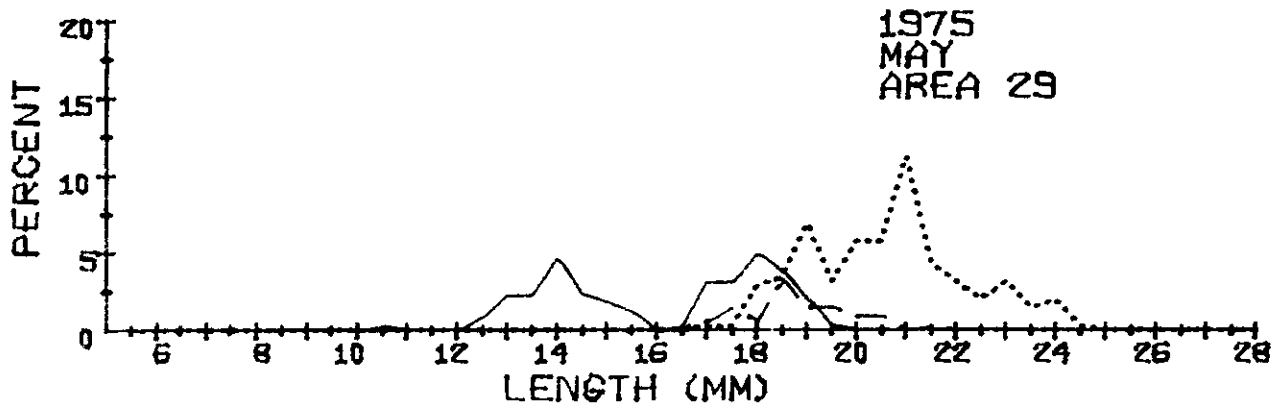
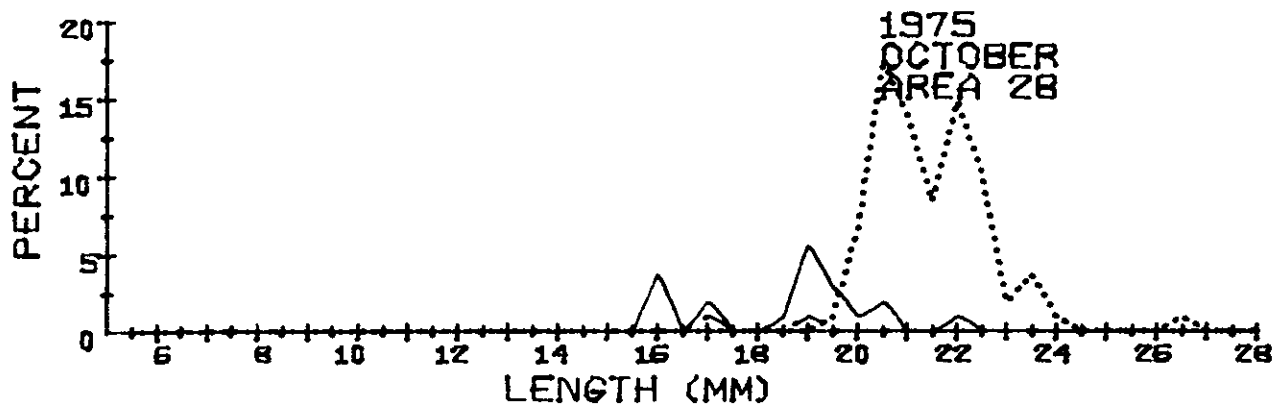
LENGTH	1975 AREA 24 MONTH 8			1975 AREA 24 MONTH 9			1975 AREA 24 MONTH 10			1975 AREA 26 MONTH 5		
	M	T	F	M	T	F	M	T	F	M	T	F
	6.0											
6.5												
7.0												
7.5												
8.0												
8.5												
9.0												
9.5												
10.0												
10.5												
11.0												
11.5												
12.0												
12.5											2	
13.0											2	
13.5											5	
14.0											7	
14.5				1							8	
15.0	1			4							7	1
15.5	1			8							12	
16.0	10			32			3				2	
16.5	9			33			6				2	
17.0	15			27			5				8	2
17.5	3	2		12	1		2		1		19	2
18.0		3	1	3	2	1			3		31	1
18.5		1	1	2	2	7			1		46	9
19.0				2			1		1		31	16
19.5					1	4	1		1		7	16
20.0			4		2	10	1				4	10
20.5		2	8		1	26			15			5
21.0		3	10		2	44			22			2
21.5		1	9			32			19			
22.0			5			16			9			
22.5			4			12			3		1	
23.0			2			7			2			
23.5			4			3			2			
24.0						1			1			
24.5						1						
25.0			1									
25.5												
26.0												
26.5												
27.0												
27.5												
28.0												
SUBTOTAL	39	12	49	124	11	164	19	0	80	193	62	151
TOTAL		100			299			99			406	
NO SAMPLES		1			3			1			4	
SHRIMP/LB		92.0			89.9			79.5			103.7	



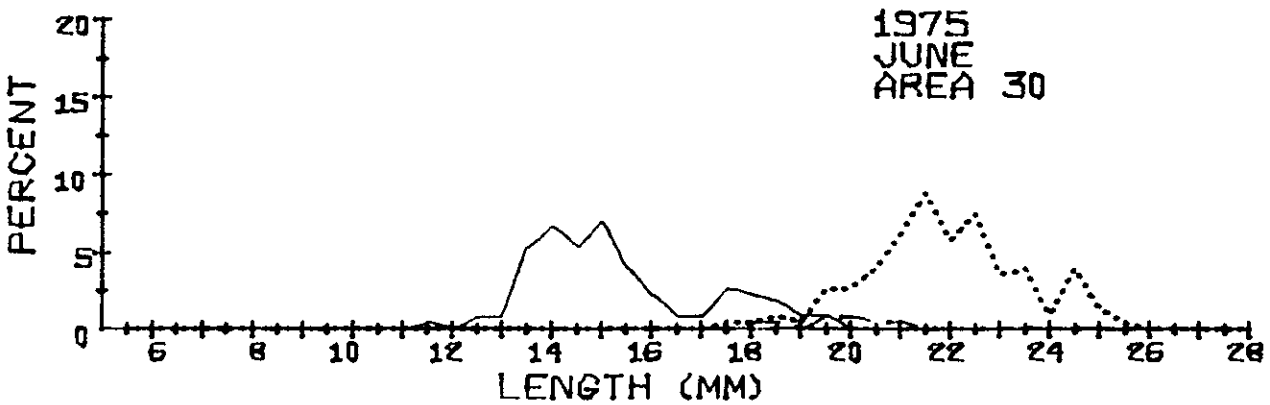
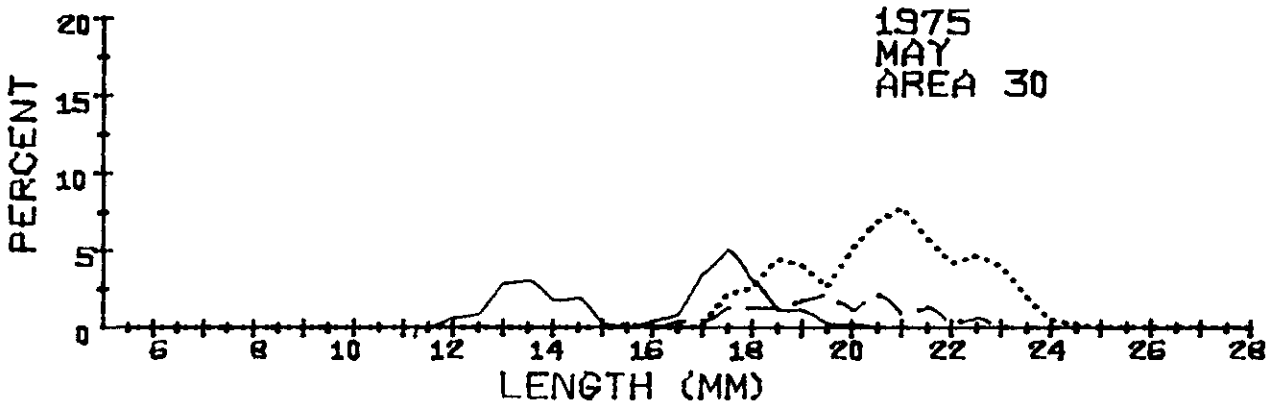
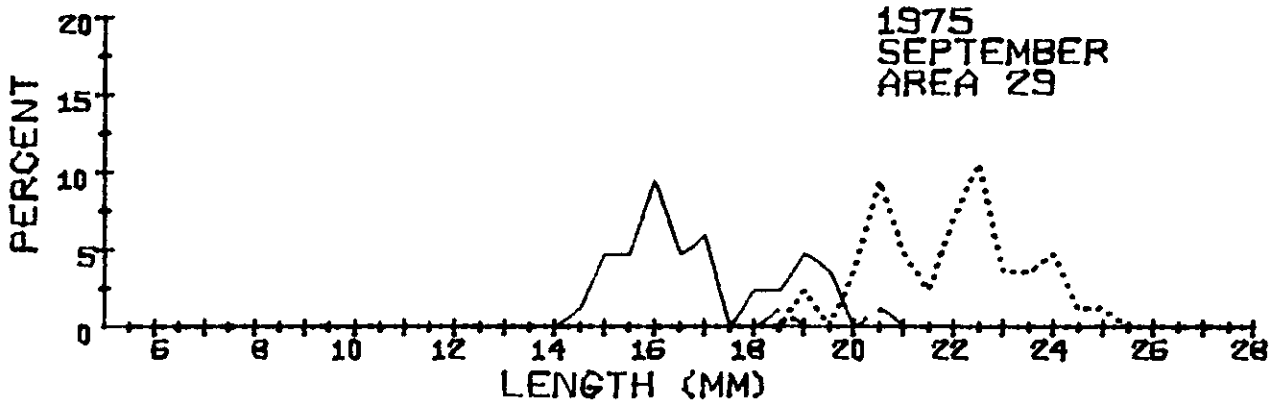
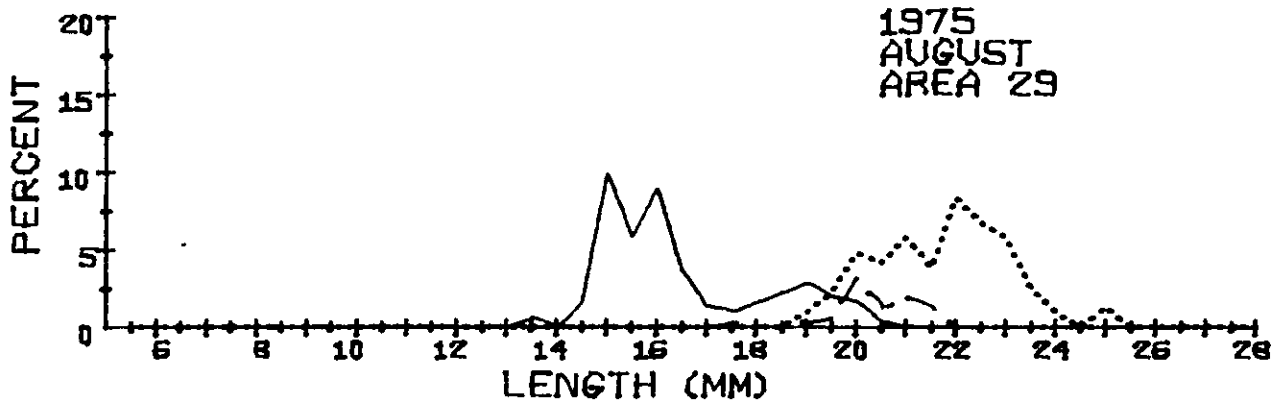
LENGTH	1975 AREA 26 MONTH 6			1975 AREA 26 MONTH 7			1975 AREA 26 MONTH 8			1975 AREA 28 MONTH 5		
	M	T	F	M	T	F	M	T	F	M	T	F
	6.0											
6.5												
7.0												
7.5												
8.0												
8.5												
9.0												
9.5												
10.0								1				
10.5												
11.0	1											
11.5												
12.0												
12.5	2											
13.0								1				
13.5	9			2						1		
14.0	13			1			1			1		
14.5	18			4			1					
15.0	21			1			10					
15.5	19			3			12			1		
16.0	12		1	13			8					
16.5	4			5			10			1		
17.0	5			6			4		2	2		
17.5	17		11	5			3			9	1	
18.0	45	3	12	9			4			7		2
18.5	52	8	22	18			5		3	8	5	2
19.0	45	11	31	9	4		9	4	3	1	3	5
19.5	18	19	56	7		7	7	2	9	1	4	5
20.0	8	16	46	5	9	8	1	10	12		1	6
20.5	5	7	32	1	5	10		6	7		2	6
21.0		6	23		3	17		3	10			7
21.5	1	5	14		3	18		3	18			8
22.0		1	14		1	6		1	12			7
22.5		2	17			5			11			1
23.0			4			8			7			2
23.5			3			3			6			4
24.0						1			6			1
24.5			1			2			2			
25.0						1			2			
25.5												
26.0												
26.5												
27.0												
27.5												
28.0												
SUBTOTAL	295	78	287	89	25	86	77	29	110	32	16	56
TOTAL		660			200			216			104	
NO SAMPLES		6			2			2			1	
SHRIMP/LB		104.1			95.6			98.3			91.1	



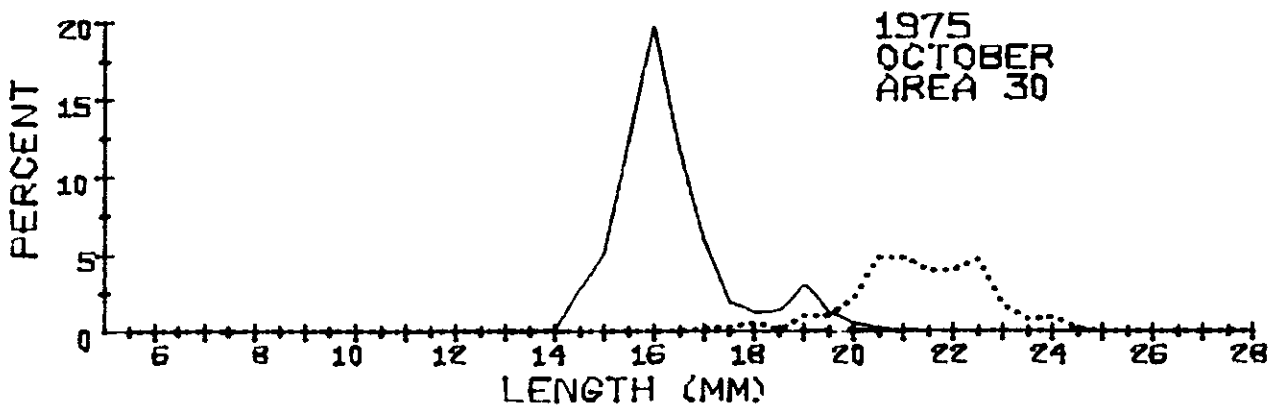
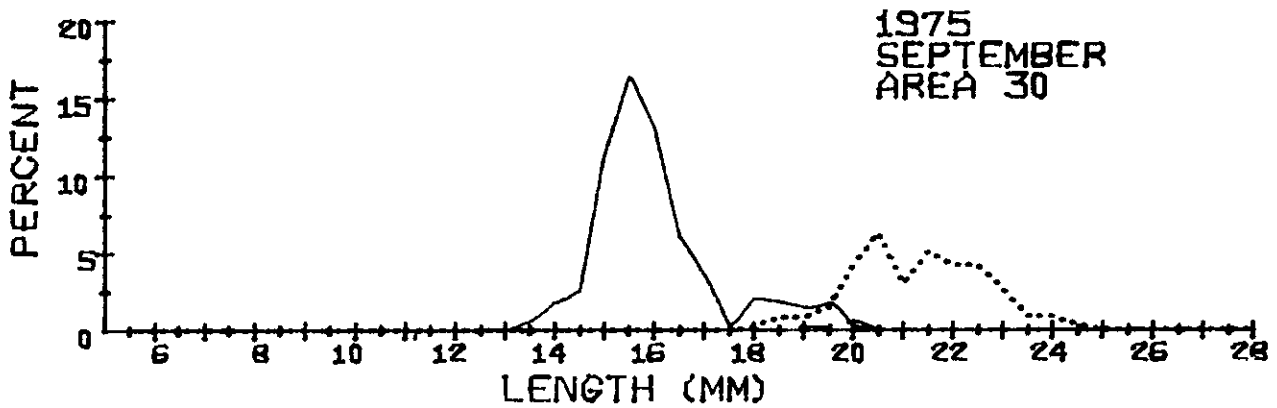
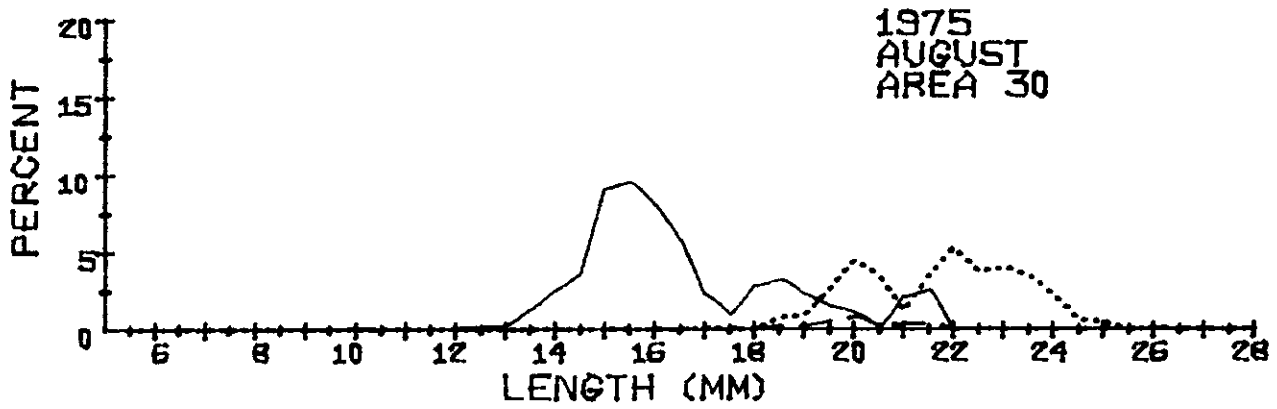
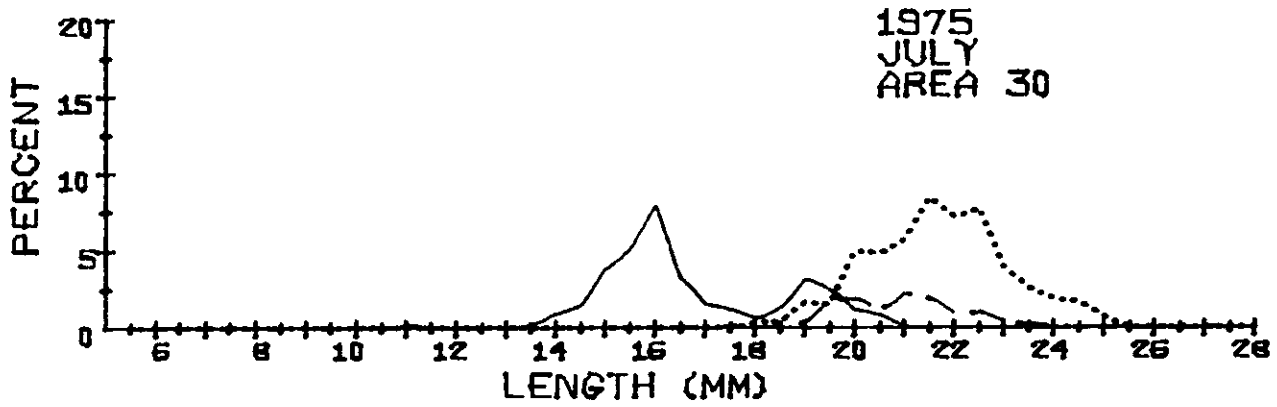
LENGTH	1975 AREA 28 MONTH 6			1975 AREA 28 MONTH 7			1975 AREA 28 MONTH 8			1975 AREA 28 MONTH 9		
	M	T	F	M	T	F	M	T	F	M	T	F
	6.0											
6.5												
7.0												
7.5												
8.0												
8.5												
9.0												
9.5												
10.0												
10.5												
11.0												
11.5												
12.0												
12.5												
13.0												
13.5	3											
14.0				1								
14.5	3											
15.0	5										8	
15.5	13			1							3	
16.0	3			5			5				6	
16.5				1							22	
17.0	4			3			2				7	
17.5	3		1	4			1				1	
18.0	11	1	3	9			1				6	
18.5	17	4	7	6			5				3	1
19.0	16	2	14	15	1		7				12	1
19.5	10	5	28	12	1		8	1			7	4
20.0	9	3	33	7	8	18	5	2	5		4	12
20.5	1	2	21	2	11	16			5			16
21.0	1		17		6	38		2	11			27
21.5	2		23		3	21		3	6		1	12
22.0		1	22			39		1	3			28
22.5			11			21			15			15
23.0			4			23			5			7
23.5			7			16						5
24.0			5			9						6
24.5			1			6			5			2
25.0						3			4			1
25.5						1			2			
26.0						4						
26.5												
27.0												
27.5												
28.0												
SUBTOTAL	101	18	197	66	30	215	34	9	61	79	1	137
TOTAL		316			311			104			217	
NO SAMPLES		3			3			1			2	
SHRIMP/LB		88.0			83.1			71.4			87.0	



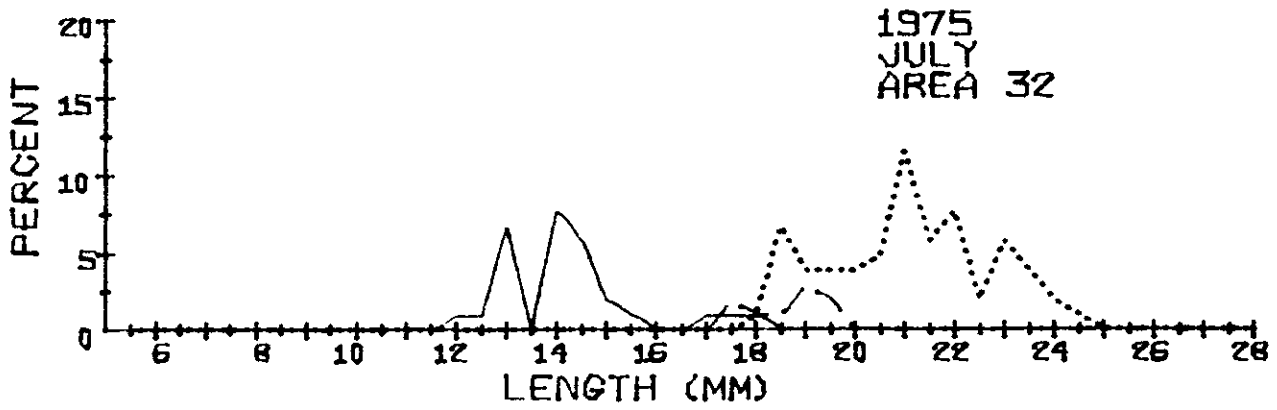
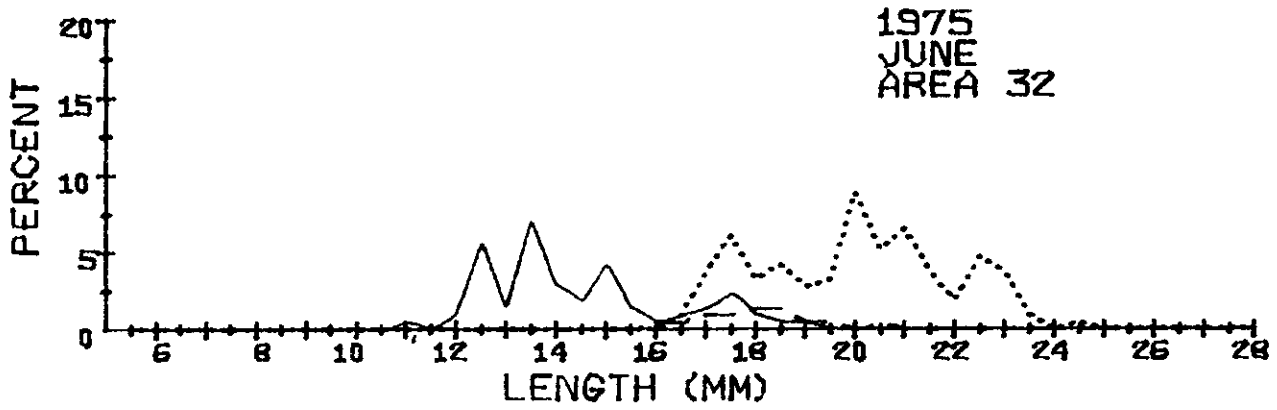
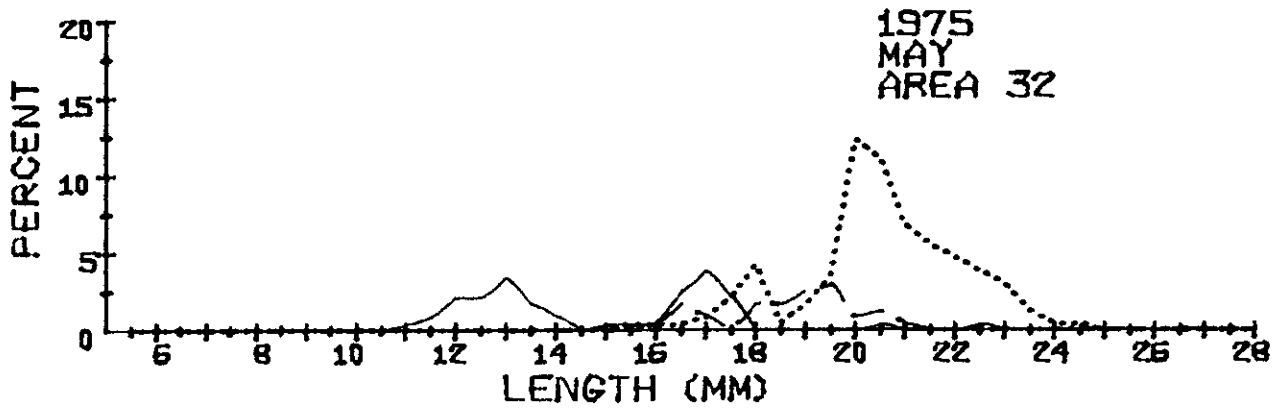
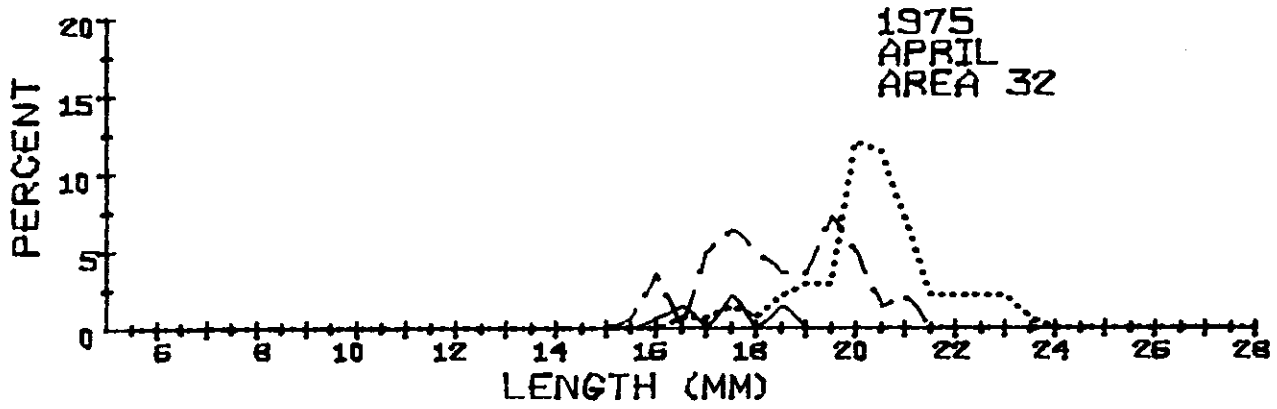
LENGTH	1975 AREA 28 MONTH 10			1975 AREA 29 MONTH 5			1975 AREA 29 MONTH 6			1975 AREA 29 MONTH 7		
	M	T	F	M	T	F	M	T	F	M	T	F
6.0												
6.5												
7.0												
7.5												
8.0												
8.5												
9.0												
9.5												
10.0												
10.5				1								
11.0												
11.5												
12.0								1				
12.5				3				3				
13.0				8				7				
13.5				8				14		1		3
14.0				16				23				
14.5				8				24				1
15.0				6				17		1		12
15.5				4				10				10
16.0	4							2	1			17
16.5				1								7
17.0	2	1		11	2	1		6		1		8
17.5				11	5	1		7				1
18.0				17	2	10		13	6	3		8
18.5	1			13	11	12		27	3	17		6
19.0	6	1		7	5	24		11	5	21		8
19.5	3		1	1	5	11		7	9	32		3
20.0	1		7		3	20		4	9	34		2
20.5	2		19		3	20		1	5	25		1
21.0			15			39			6	42		
21.5			9		1	15		1	2	48		
22.0	1		16			11			1	25		
22.5			11			7				26		
23.0			2			11				20		
23.5			4			5				13		
24.0			1			7				4		
24.5						1				2		
25.0												
25.5												
26.0												
26.5			1									
27.0												
27.5												
28.0												
SUBTOTAL	20	2	86	115	37	195	178	47	315	87	30	271
TOTAL		108			347			540			388	
NO SAMPLES		1			3			5			4	
SHRIMP/LB		81.6			87.2			95.7			83.1	



LENGTH	1975 AREA 29 MONTH 8			1975 AREA 29 MONTH 9			1975 AREA 30 MONTH 5			1975 AREA 30 MONTH 6		
	M	T	F	M	T	F	M	T	F	M	T	F
6.0												
6.5												
7.0												
7.5												
8.0												
8.5												
9.0												
9.5												
10.0												
10.5												
11.0												
11.5											1	
12.0								3				
12.5								4			2	
13.0								13			2	
13.5	2							14			12	
14.0								8			15	
14.5	5			1				9			12	
15.0	31			4				1			16	
15.5	18			4						1	9	
16.0	28			8				2			5	
16.5	11			4				4	2		2	
17.0	4			5				16	2	1	2	
17.5	3	1						23	6	10	6	1
18.0	5			2				14	6	12	5	1
18.5	7			2	1			5	6	20	4	1
19.0	9	1	3	4		2		5	8	18	2	1
19.5	6	2	7	3				1	10	12	2	2
20.0	5	10	15			3		1	5	23		2
20.5	1	4	13		1	8			10	31		1
21.0		6	18			4			4	35		1
21.5		4	12			2			6	26		
22.0			26			6			1	19		
22.5			21			9			3	21		
23.0			18			3				18		
23.5			8			3				9		
24.0			3			4				2		
24.5						1				1		
25.0			4			1						
25.5												
26.0												
26.5												
27.0												
27.5												
28.0												
SUBTOTAL	135	28	148	37	2	46	123	69	259	97	8	122
TOTAL		311			85			451			227	
NO SAMPLES		3			1			4			2	
SHRIMP/LB		91.2			84.9			99.2			101.5	

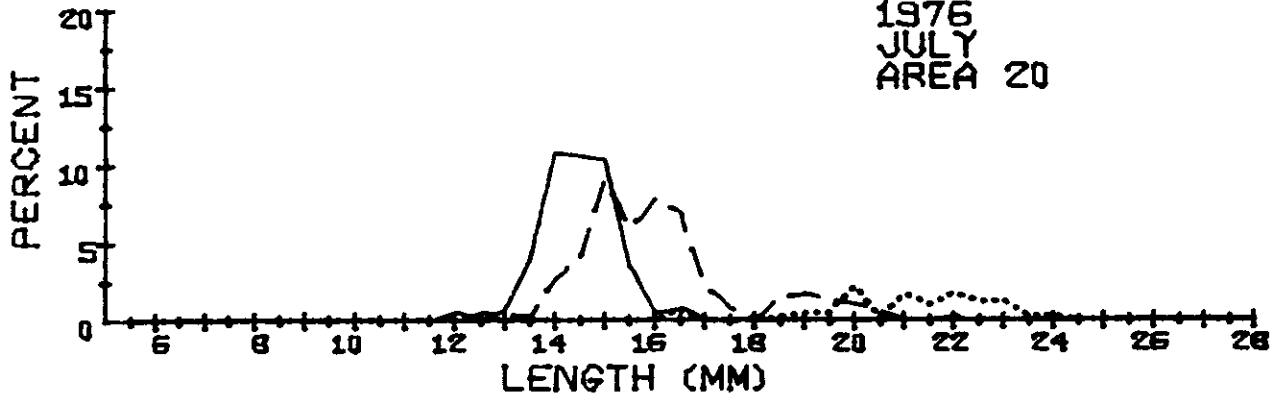


LENGTH	1975 AREA 30 MONTH 7			1975 AREA 30 MONTH 8			1975 AREA 30 MONTH 9			1975 AREA 30 MONTH 10		
	M	T	F	M	T	F	M	T	F	M	T	F
	6.0											
6.5												
7.0												
7.5												
8.0												
8.5												
9.0												
9.5												
10.0				1								
10.5												
11.0	1											
11.5												
12.0				1								
12.5				2								
13.0				2							1	
13.5	1			10			2				1	
14.0	5			19			6				2	
14.5	8			27			9				24	
15.0	21			68			38				42	
15.5	28			71			55				103	
16.0	43			60			44				164	
16.5	17			43			20				96	1
17.0	8			17		1	12				48	2
17.5	6	1		7	1		1				15	3
18.0	3		2	21	1		7		1		10	5
18.5	7		2	24	2	6	6		3		12	1
19.0	17	2	9	17	2	7	5	1	3		25	1
19.5	13	10	8	11	4	19	6	1	5		10	2
20.0	6	10	27	8	6	33	1	2	14		4	2
20.5	4	6	26	1	1	26			21		2	40
21.0		12	31	16	3	9			10			1
21.5		10	46	19	3	26			17			
22.0		5	39			39			14			
22.5		5	42			28			14			
23.0		2	21			30			9			
23.5		1	14			26			3			
24.0			10			17			3			
24.5			9			5			1			
25.0			4			3						
25.5												
26.0						1						
26.5												
27.0												
27.5												
28.0												
SUBTOTAL	188	64	290	445	23	276	212	4	118	559	6	264
TOTAL		542			744			334			829	
NO SAMPLES		5			7			3			4	
SHRIMP/LB		94.5			109.7			110.2			111.6	

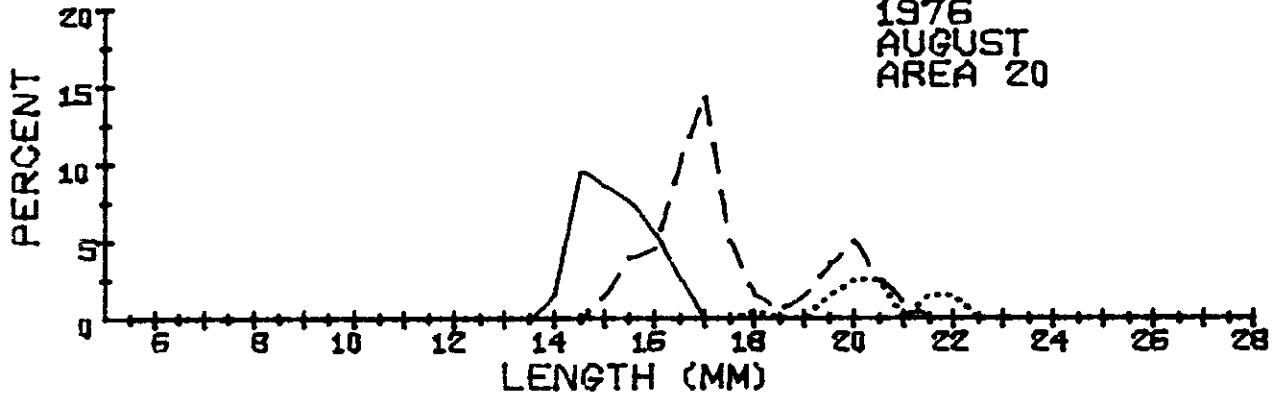


LENGTH	1975 AREA 32 MONTH 4			1975 AREA 32 MONTH 5			1975 AREA 32 MONTH 6			1975 AREA 32 MONTH 7		
	M	T	F	M	T	F	M	T	F	M	T	F
	6.0											
6.5												
7.0												
7.5												
8.0												
8.5												
9.0												
9.5												
10.0												
10.5												
11.0				1			1					
11.5				2								
12.0				5			2			1		
12.5				5			12			1		
13.0				8			3			7		
13.5				4			15					
14.0				2			6			8		
14.5							4			6		
15.0				1			9			2		
15.5		1		1		1	3			1		
16.0	1	5		1	1	1	1	1				
16.5	2		1	6	4	1	2	1	2			
17.0		7	1	9	2	2	3	2	8	1		
17.5	3	9	2	5		5	5	2	13	1	2	
18.0		7	1		4	10	2	3	7	1	1	1
18.5	2	5	3		4	1	1	3	9		1	7
19.0		5	4		6	4	1	1	6		3	4
19.5		10	4		7	8		1	7		2	4
20.0		7	17		2	29			19			4
20.5		2	16	1	3	26		1	11			5
21.0		3	10		1	16			14			12
21.5			3			13			8			6
22.0			3			11			4			8
22.5			3	1		9			10			2
23.0			3			7			8			6
23.5			1			3			2			4
24.0						1						2
24.5						1			1			1
25.0												
25.5												
26.0												
26.5												
27.0												
27.5												
28.0												
SUBTOTAL	8	61	72	52	34	149	70	15	129	29	9	66
TOTAL		141			235			214			104	
NO SAMPLES		1			2			2			1	
SHRIMP/LB		104.0			102.5			116.9			112.9	

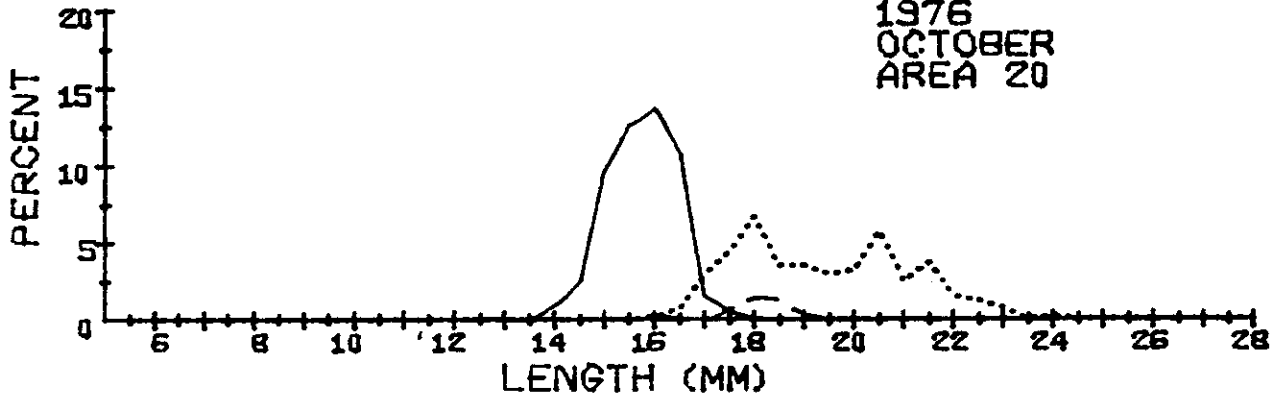
1976
JULY
AREA 20



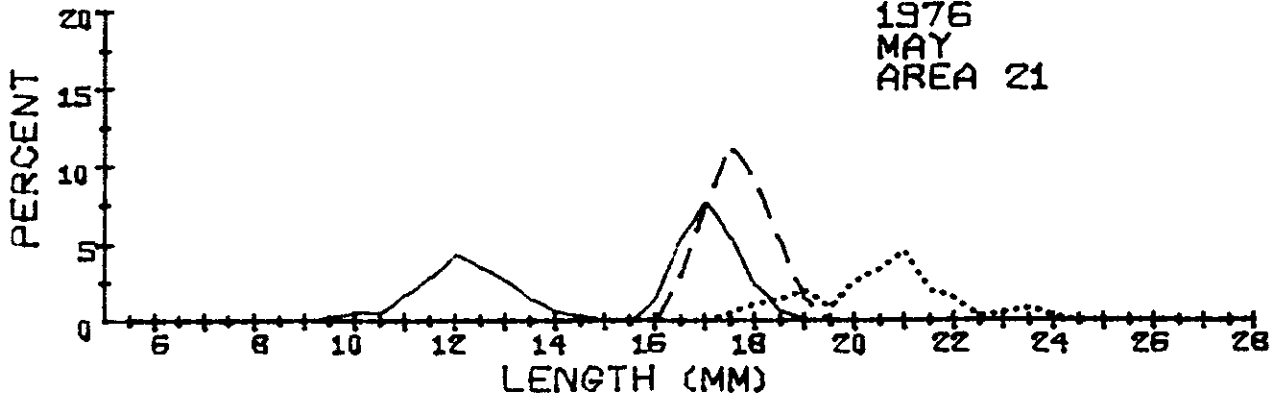
1976
AUGUST
AREA 20



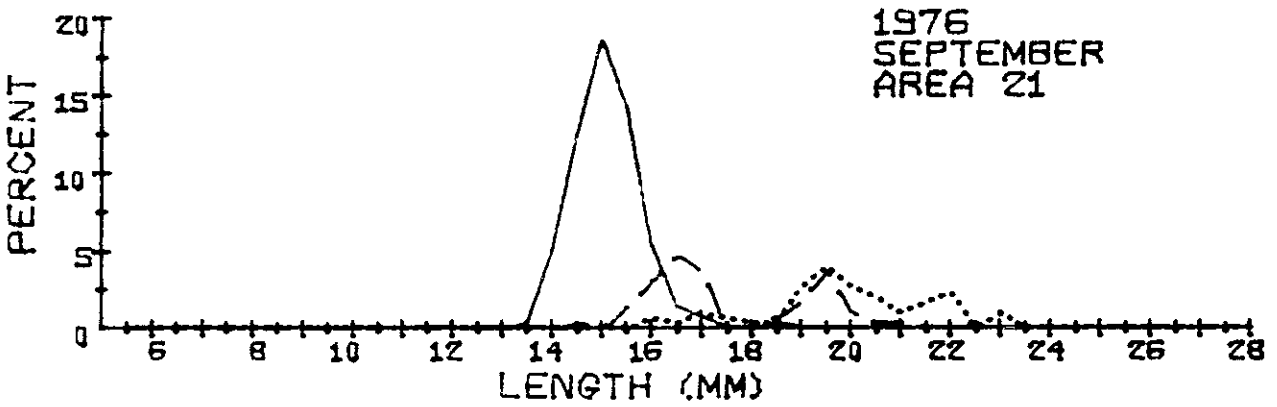
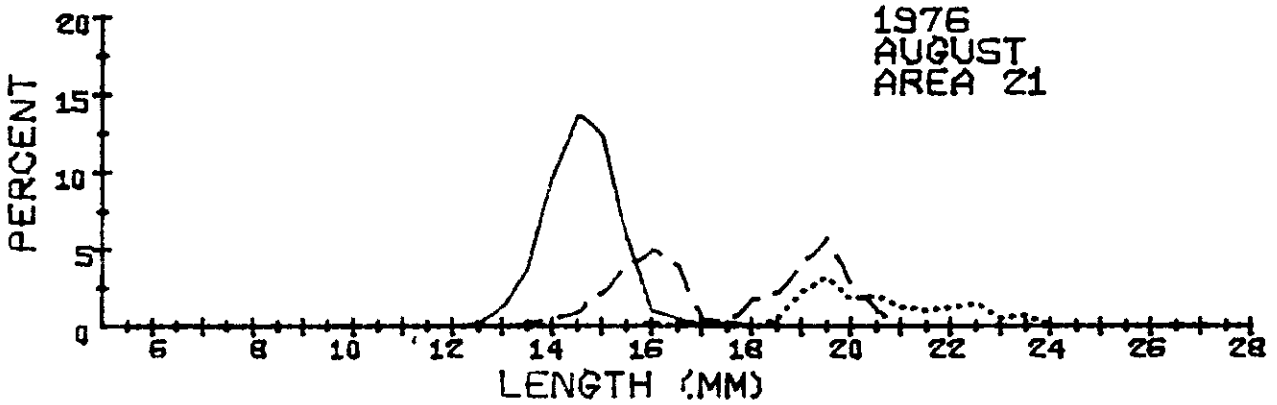
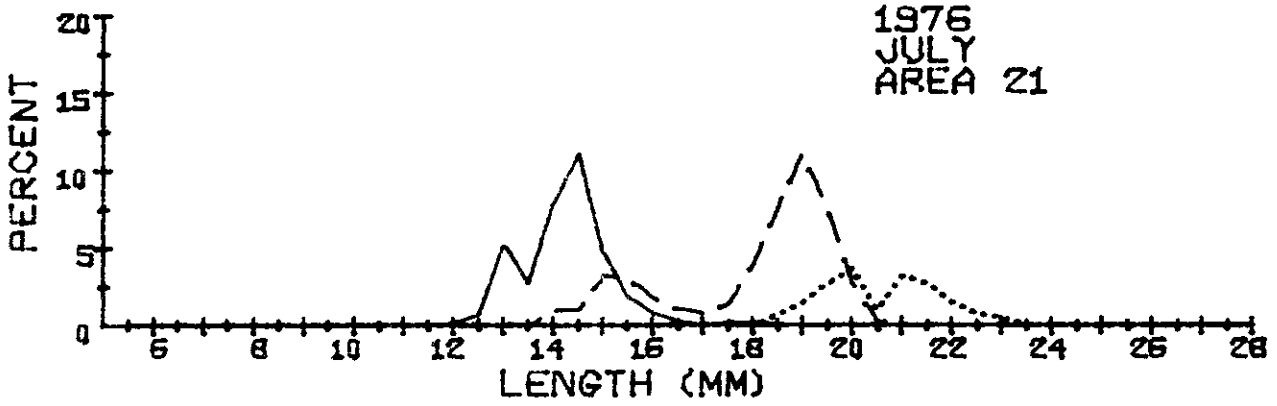
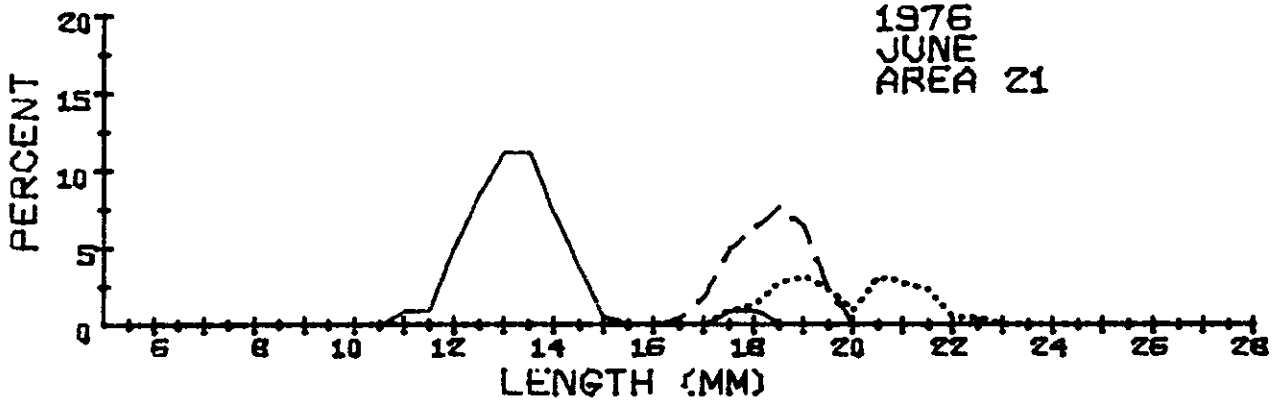
1976
OCTOBER
AREA 20



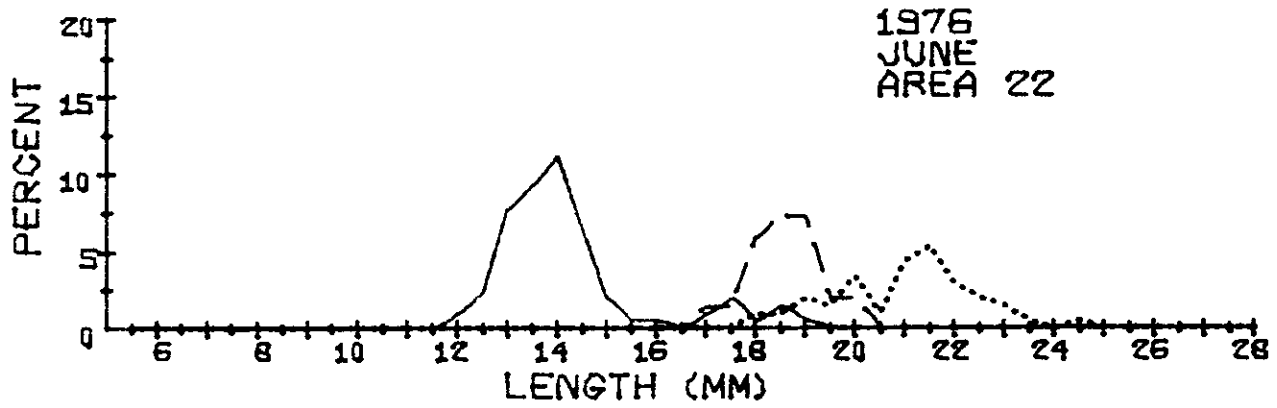
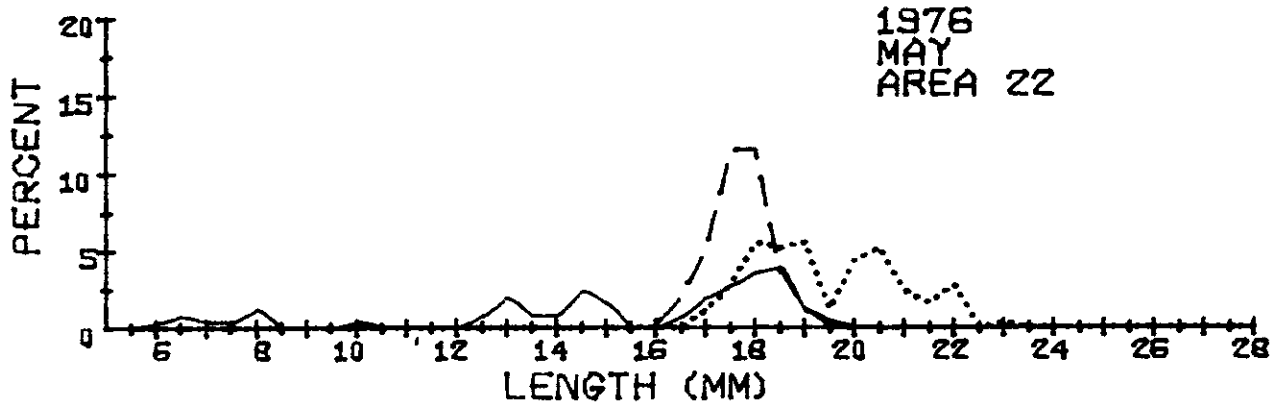
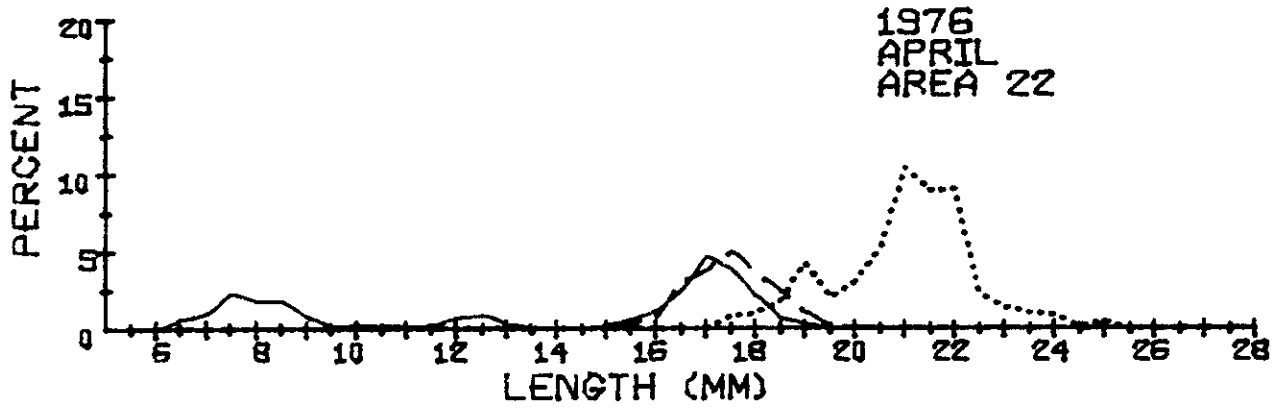
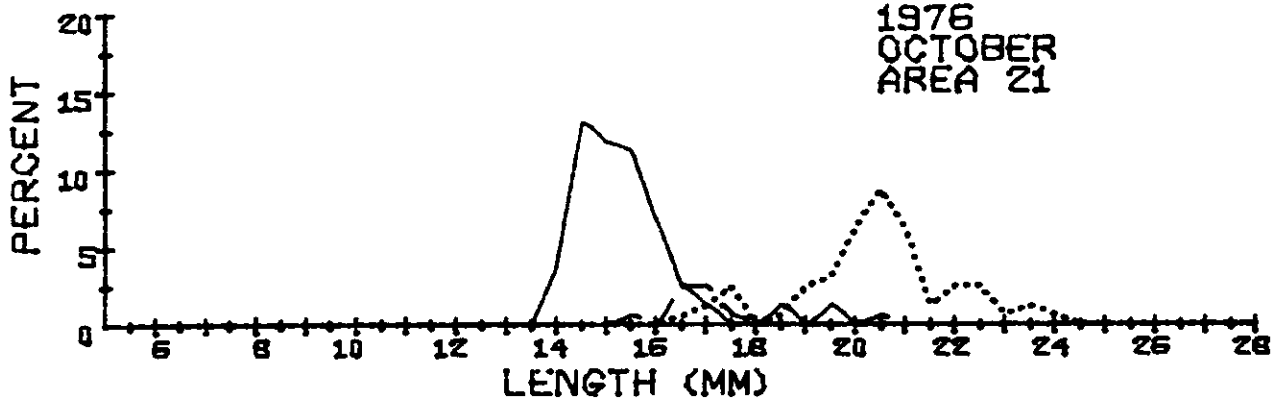
1976
MAY
AREA 21



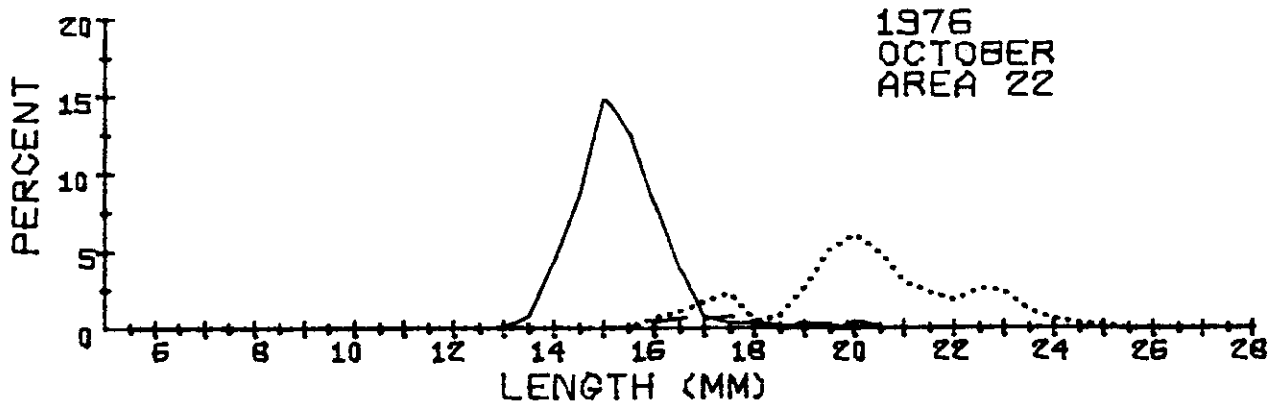
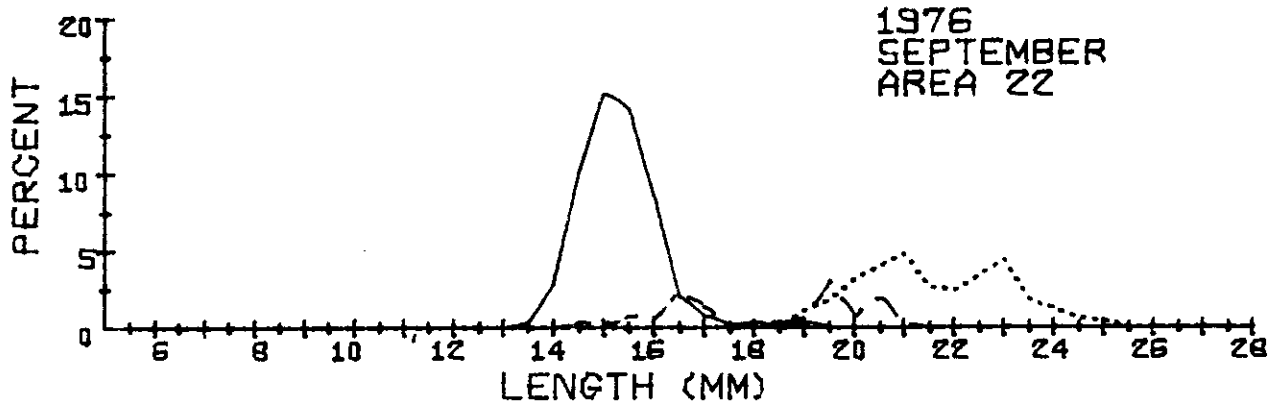
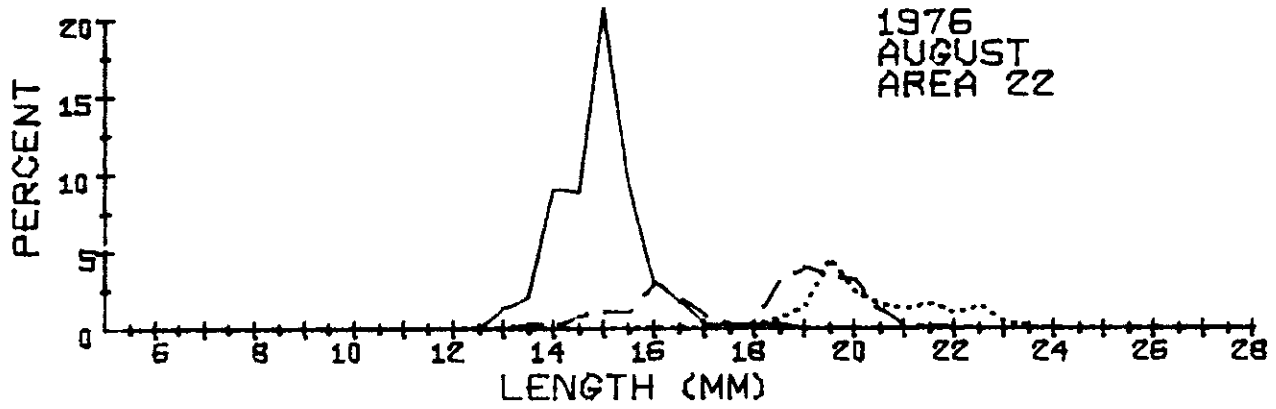
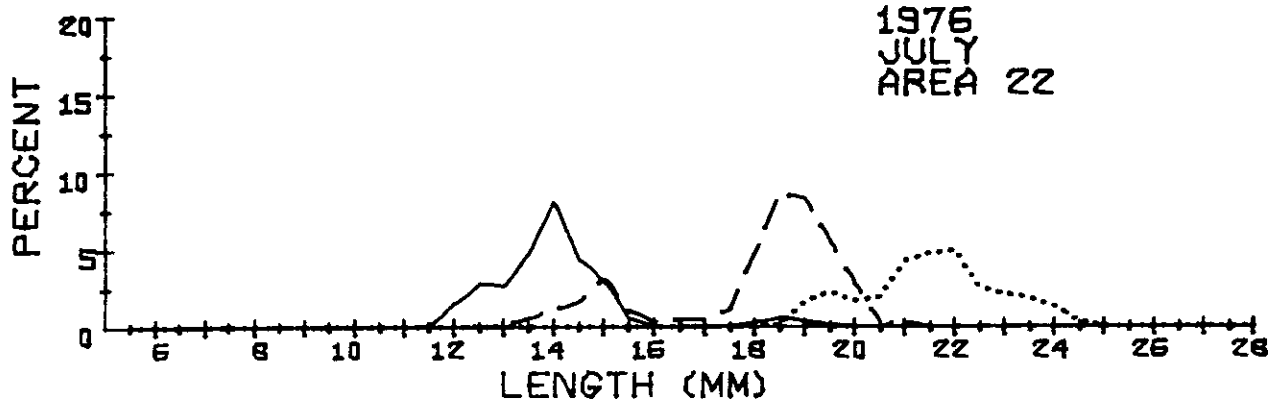
LENGTH	1976 AREA 20 MONTH 7			1976 AREA 20 MONTH 8			1976 AREA 20 MONTH 10			1976 AREA 21 MONTH 5		
	M	T	F	M	T	F	M	T	F	M	T	F
	6.0											
6.5												
7.0												
7.5												
8.0												
8.5												
9.0												
9.5												1
10.0												2
10.5												2
11.0												6
11.5												10
12.0	2											15
12.5		2										12
13.0	3	1										9
13.5	16	1										5
14.0	44	11		3			4					2
14.5	43	17		19			10					1
15.0	42	37		17	3		39					
15.5	14	24		15	8		51					
16.0	2	32		11	9		55	1	1			5
16.5	3	28	3	5	20		43		3	19	10	
17.0		9			29		6		12	27	26	
17.5		3			10		2	3	18	19	40	2
18.0					3	1		6	27	8	32	4
18.5		6	1		1			5	14	2	18	5
19.0		7	2		3			1	14		5	7
19.5		5	2		7	3			12			3
20.0		4	9		10	5			13			9
20.5		2	1		5	5			23			12
21.0			7		2				10			16
21.5			4			3			15			7
22.0		1	7			3			6			5
22.5			5						5			1
23.0			5						3			2
23.5			1									3
24.0			1						1			1
24.5												
25.0												
25.5												
26.0												
26.5												
27.0												
27.5												
28.0												
SUBTOTAL	169	190	48	70	110	20	210	16	177	145	131	77
TOTAL		407			200			403			353	
NO SAMPLES		2			1			1			2	
SHRIMP/LB		184.2			180.0			135.0			135.9	



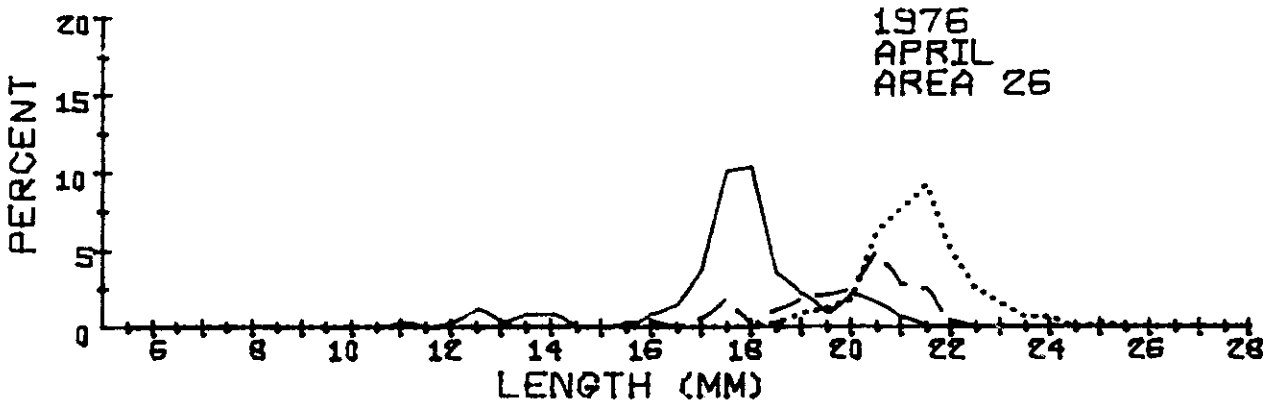
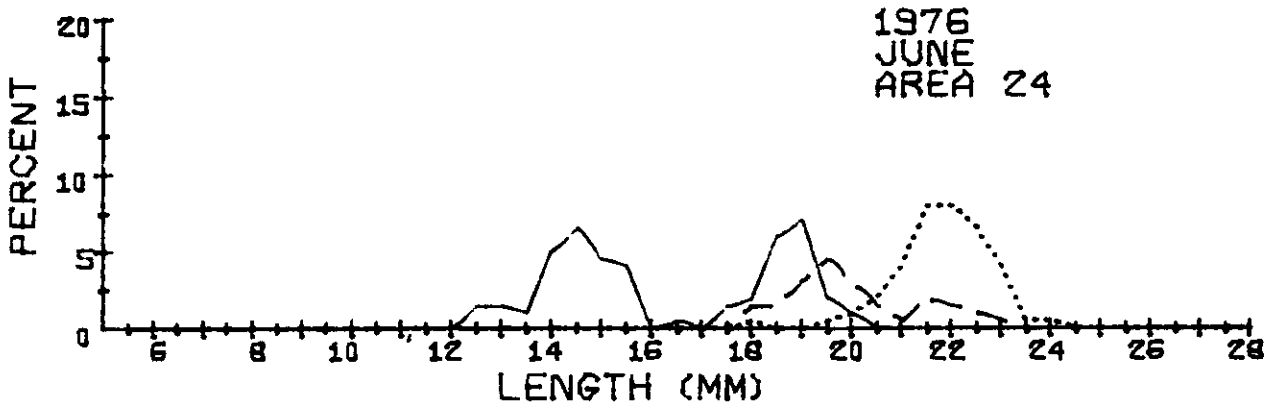
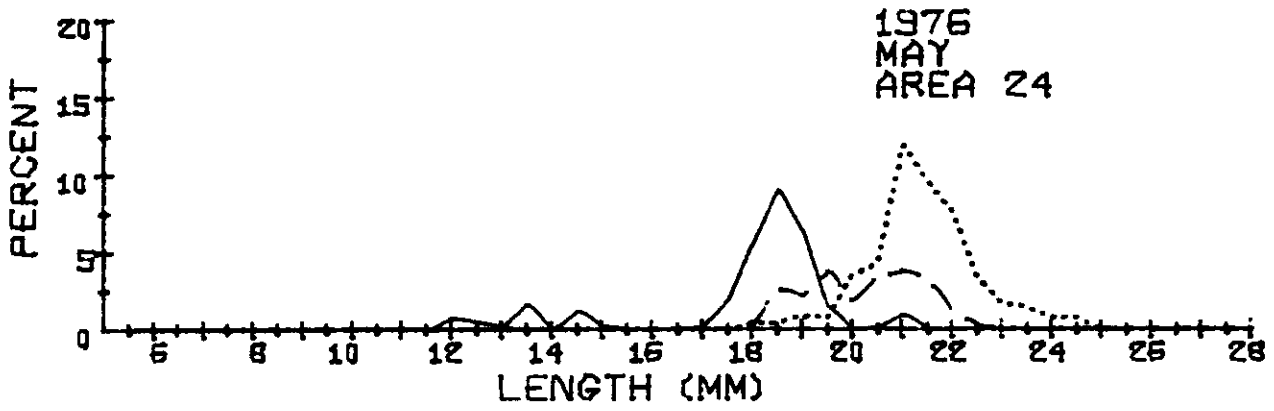

LENGTH	1976 AREA 21 MONTH 6			1976 AREA 21 MONTH 7			1976 AREA 21 MONTH 8			1976 AREA 21 MONTH 9		
	M	T	F	M	T	F	M	T	F	M	T	F
	6.0											
6.5												
7.0												
7.5												
8.0												
8.5												
9.0												
9.5												
10.0												
10.5												
11.0	2											
11.5	2											
12.0	11			1								
12.5	19			3			1					
13.0	25			21			5					
13.5	25			11			15	1		1		
14.0	16			32	4		39	2		15		
14.5	8			45	4		55	4		38	1	
15.0	1			19	13		50	9		56		
15.5				7	12		23	16		43	4	
16.0				3	7		4	20	1	16	9	2
16.5		1		1	4		2	16		4	14	1
17.0		4			3			2	2	2	11	3
17.5	2	11	2	1	6		1	1				2
18.0	2	14	3	1	16			7				1
18.5		17	6		31	3		9	2	1	2	1
19.0		14	7		45	6		16	9		5	8
19.5		5	5		30	11		23	13		11	12
20.0			2		11	15		11	7		3	8
20.5			7		1	4		4	8		1	6
21.0			6			13			5		1	3
21.5			5			11			4			5
22.0			1			6			5			7
22.5			1			3			6			
23.0						2			2			3
23.5									3			
24.0												
24.5												
25.0												
25.5												
26.0												
26.5												
27.0												
27.5												
28.0												
SUBTOTAL	113	66	45	145	187	74	195	141	67	176	62	62
TOTAL		224			406			403			300	
NO SAMPLES		2			2			2			2	
SHRIMP/LB		155.8			141.2			154.3			147.6	



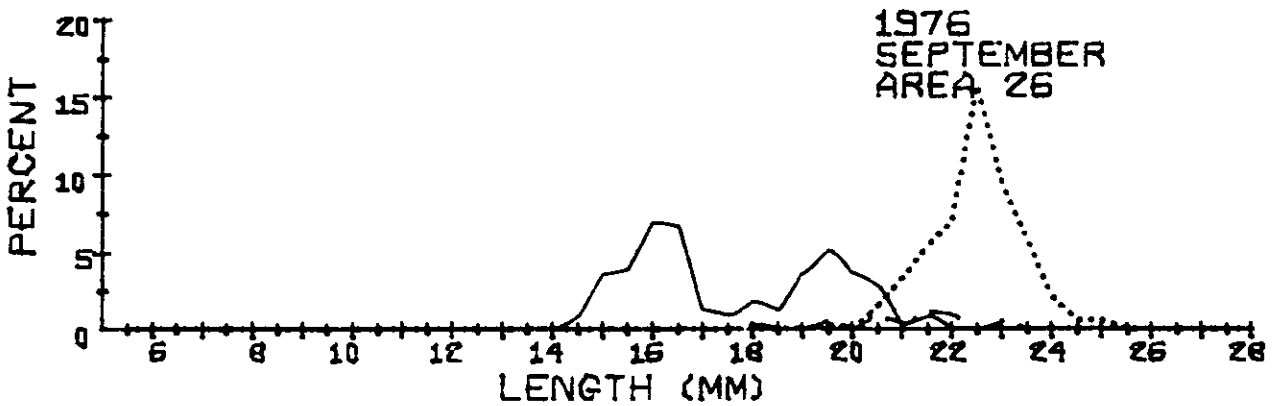
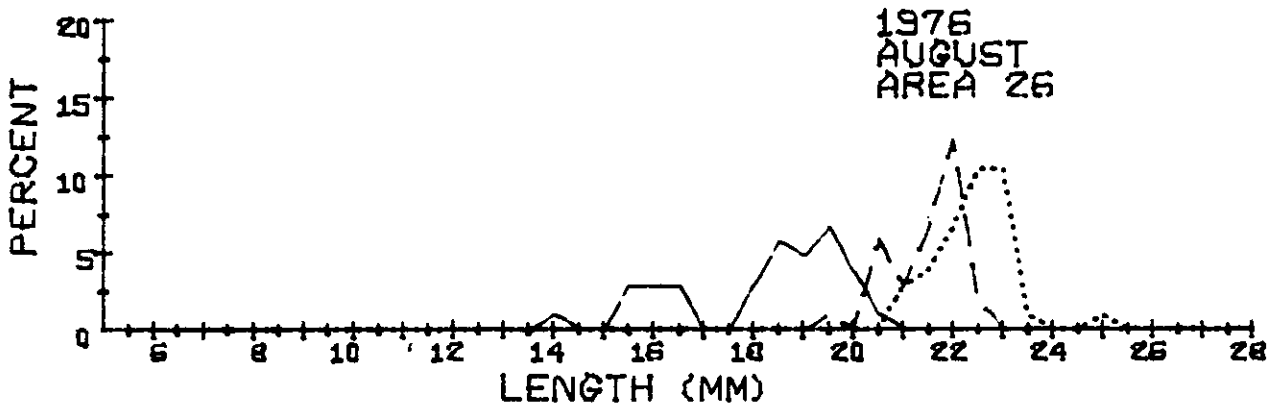
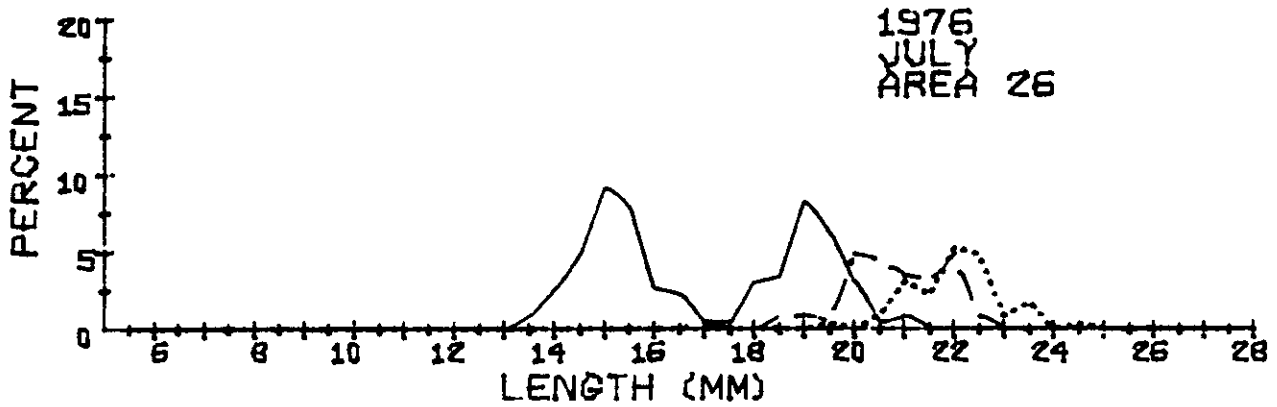
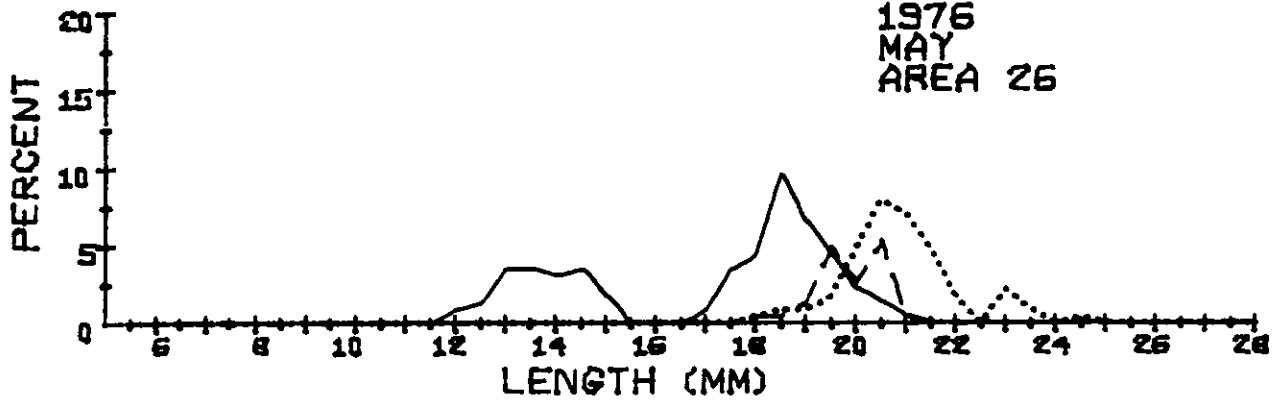
LENGTH	1976 AREA 21 MONTH 10			1976 AREA 22 MONTH 4			1976 AREA 22 MONTH 5			1976 AREA 22 MONTH 6			
	M	T	F	M	T	F	M	T	F	M	T	F	
6.0									1				
6.5				5					2				
7.0				8					1				
7.5				18					1				
8.0				14					3				
8.5				14									
9.0				6									
9.5				1									
10.0				2				1					
10.5				2									
11.0				1									
11.5				2									
12.0				6	1						2		
12.5				7				2			5		
13.0				2	2			5			16		
13.5								2			19		
14.0	6							2			23		
14.5	21							6			13		
15.0	19			2	1			4			4		
15.5	18	1		5	3						1		
16.0	11			10	6				1		1		
16.5	4	4	1	20	24			2	5				
17.0	2	4	2	37	30			5	13	3	2	3	
17.5		1	4	30	40	7		7	29	7	4	3	
18.0				17	29	8		9	29	14	1	12	2
18.5	2		1	5	19	14		10	9	13	3	15	2
19.0			4	2	8	34		3	3	14	1	15	4
19.5	2		5		1	16		1		3		4	3
20.0			10	1		24				11		4	7
20.5		1	14			41				13			2
21.0			10			83				6			9
21.5			2			71				4			11
22.0			4			72				7			6
22.5			4			18							4
23.0			1			11				1			3
23.5			2			8							1
24.0			1			7							
24.5						1							1
25.0						4							
25.5													
26.0													
26.5													
27.0													
27.5													
28.0													
SUBTOTAL	85	11	65	217	164	419	67	89	96	95	56	55	
TOTAL		161			800			252			206		
NO SAMPLES		1			8			2			2		
SHRIMP/LB		134.7			108.5			141.6			136.0		



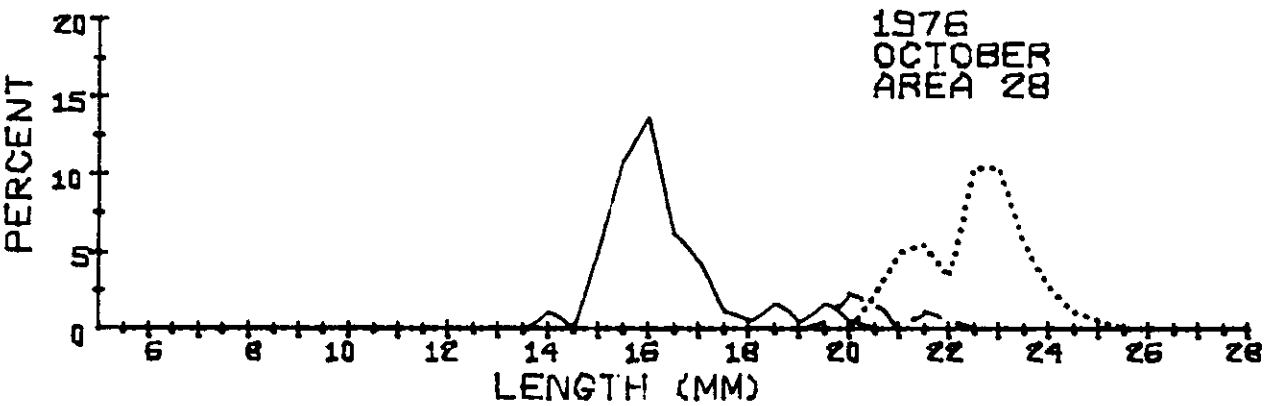
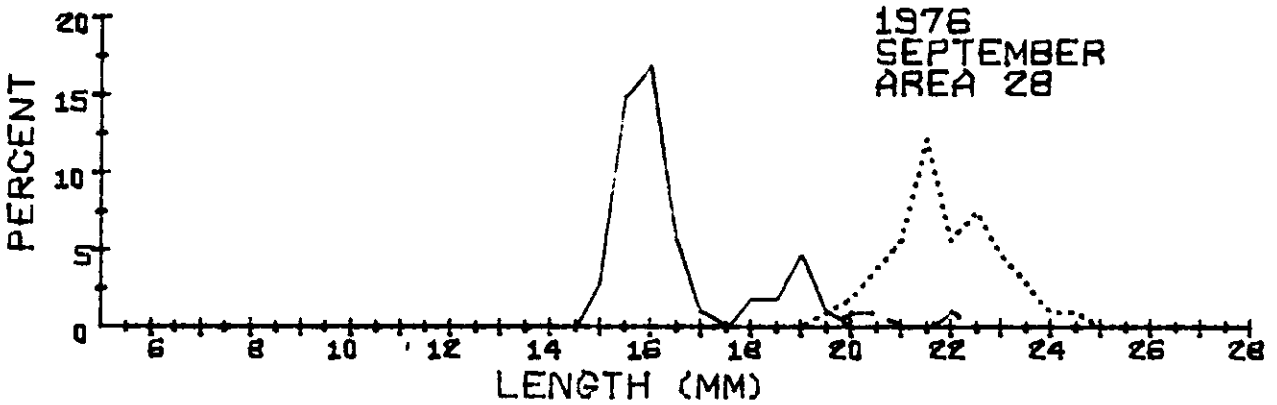
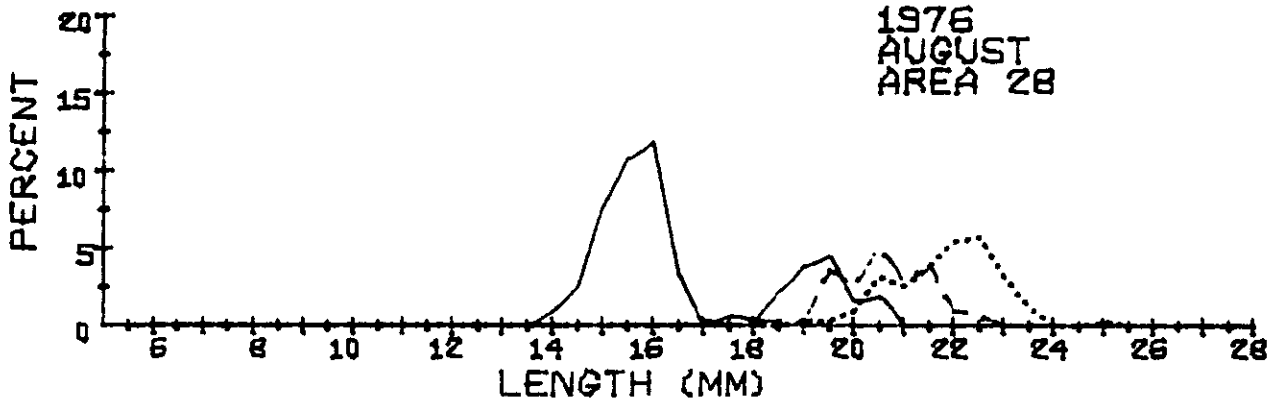
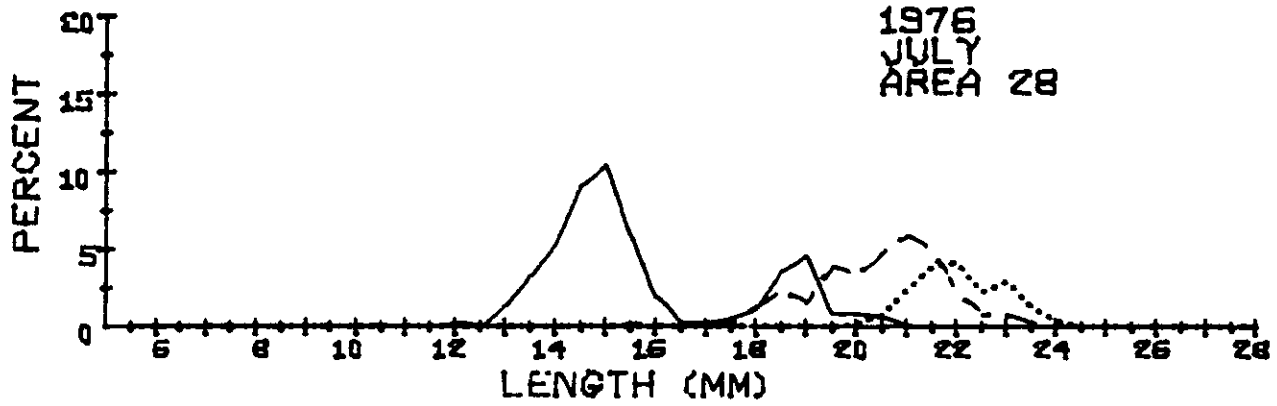
LENGTH	1976 AREA 22 MONTH 7			1976 AREA 22 MONTH 8			1976 AREA 22 MONTH 9			1976 AREA 22 MONTH 10		
	M	T	F	M	T	F	M	T	F	M	T	F
6.0												
6.5												
7.0												
7.5												
8.0												
8.5												
9.0												
9.5												
10.0												
10.5												
11.0												
11.5	1											
12.0	9											
12.5	17			1								
13.0	16	1		10						2		
13.5	29	4		15	3		2			11		
14.0	49	7		64	1		14			59		
14.5	26	10		62	6		51	2		117		
15.0	18	19		147	8		76	1		201		
15.5	3	6		66	7	1	71	4		172	1	1
16.0		2		21	21	1	43	3		109	6	10
16.5		3		12	14	1	10	12		51	10	15
17.0		3		2	6		4	7		9	10	24
17.5	1	7		2	2	1	1		1	4	11	31
18.0	2	29	1	2	3	2	2	1	1	4	5	7
18.5	4	53	1	2	22	5		2		2		12
19.0	2	50	10		28	10	2	3	6	5	5	36
19.5	1	33	14	1	24	32		15	9	2	5	69
20.0		17	10		22	17		4	16	1	6	82
20.5		1	12		8	11		10	20		2	66
21.0		2	26		1	9		1	24			40
21.5			29		1	12			13			31
22.0			30		1	7			12			24
22.5			15			11			17			35
23.0			13			3			22			32
23.5			11			1			9			15
24.0			8						6			8
24.5			2						3			4
25.0									2			3
25.5												
26.0												
26.5												
27.0												
27.5												
28.0												
SUBTOTAL	176	247	182	407	178	124	276	65	161	749	61	545
TOTAL		607			709			502			1355	
NO SAMPLES		4			5			3			10	
SHRIMP/LB		121.5			121.4			150.8			124.7	



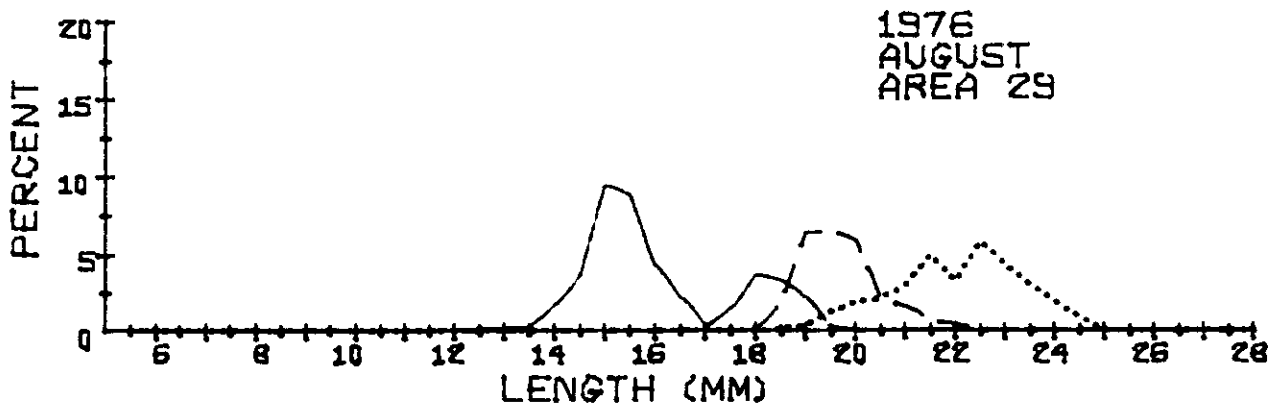
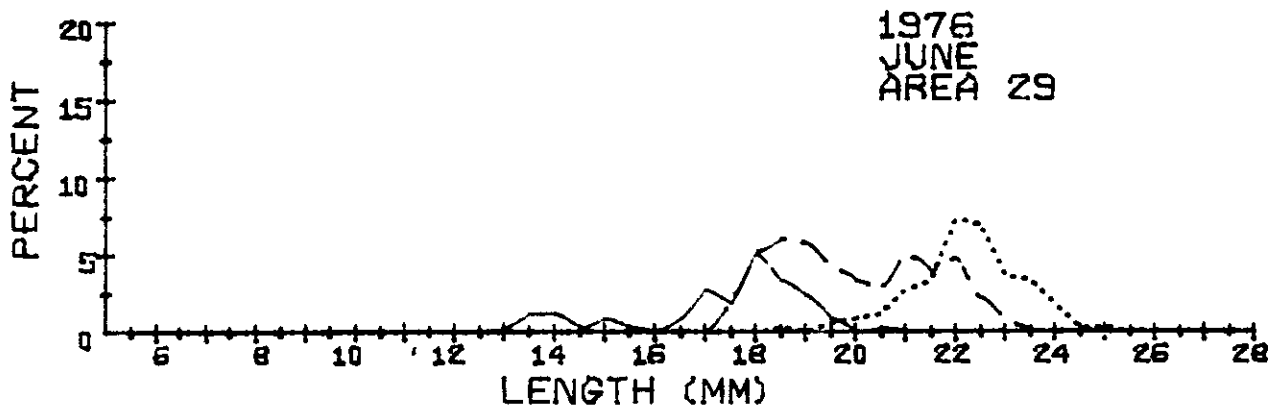
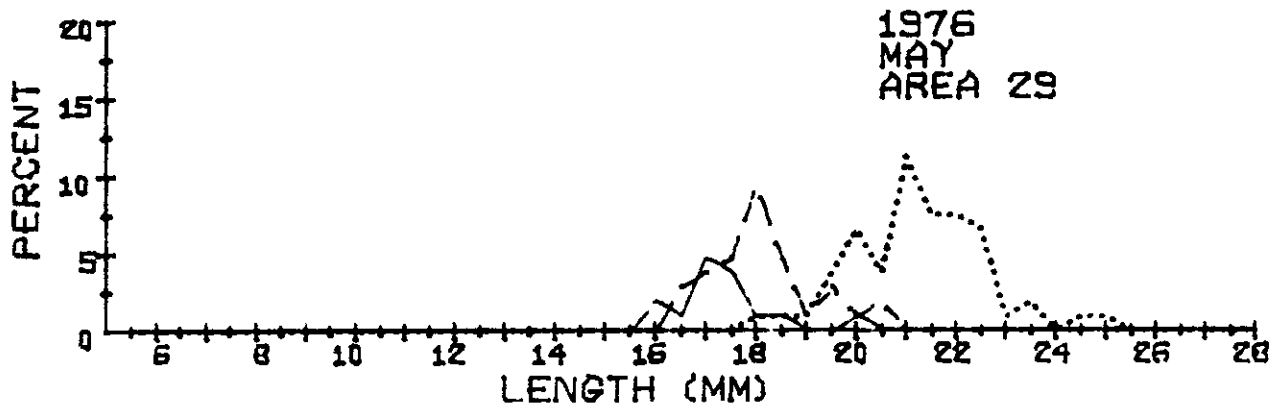
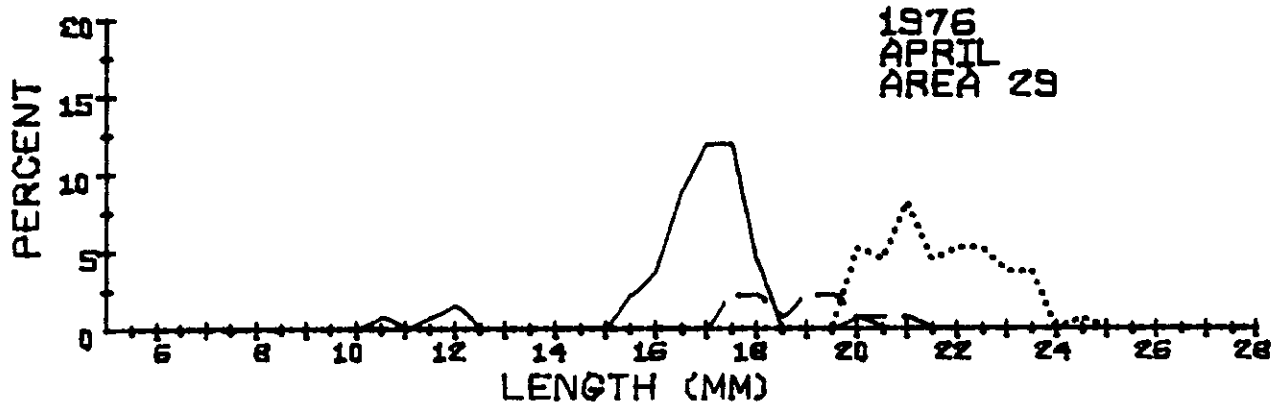
LENGTH	1976 AREA 24 MONTH 4			1976 AREA 24 MONTH 5			1976 AREA 24 MONTH 6			1976 AREA 26 MONTH 4			
	M	T	F	M	T	F	M	T	F	M	T	F	
	6.0												
6.5													
7.0													
7.5													
8.0													
8.5													
9.0													
9.5													
10.0													
10.5													
11.0											1		
11.5													
12.0	2			3							1		
12.5	1			2			3				4		
13.0	1			1			3				1		
13.5				7			2				3		
14.0							10				3		
14.5				5			13						
15.0				1			9						
15.5	1						8					1	
16.0	1										3	1	
16.5	5						1				5		
17.0	12	1		1							12	2	
17.5	25	7		8			3				33	6	
18.0	15	11	1	23	1	2	4	3	1		34		
18.5	12	8		38	11	2	12	3			11	4	1
19.0	2	3	2	27	9	4	14	6			7	6	3
19.5	1	7	3	6	16	3	4	9	1		3	7	4
20.0	1	8	15		8	15	2	6	2		7	8	6
20.5	1	7	21	1	14	18		3	4		5	16	20
21.0		10	43	4	16	50		1	8		2	9	25
21.5		2	21		14	40		4	16			8	30
22.0			20		5	32		3	16			1	16
22.5			9		1	14		2	13				8
23.0			8			7		1	8				5
23.5		1	3			6			1				2
24.0			4			3			1				2
24.5			1			3							
25.0													1
25.5													
26.0													
26.5													
27.0													
27.5													
28.0													
SUBTOTAL	80	65	151	127	95	199	88	41	71	135	69	123	
TOTAL		296			421			200			327		
NO SAMPLES		3			4			2			3		
SHRIMP/LB		88.0			88.1			92.7			93.9		



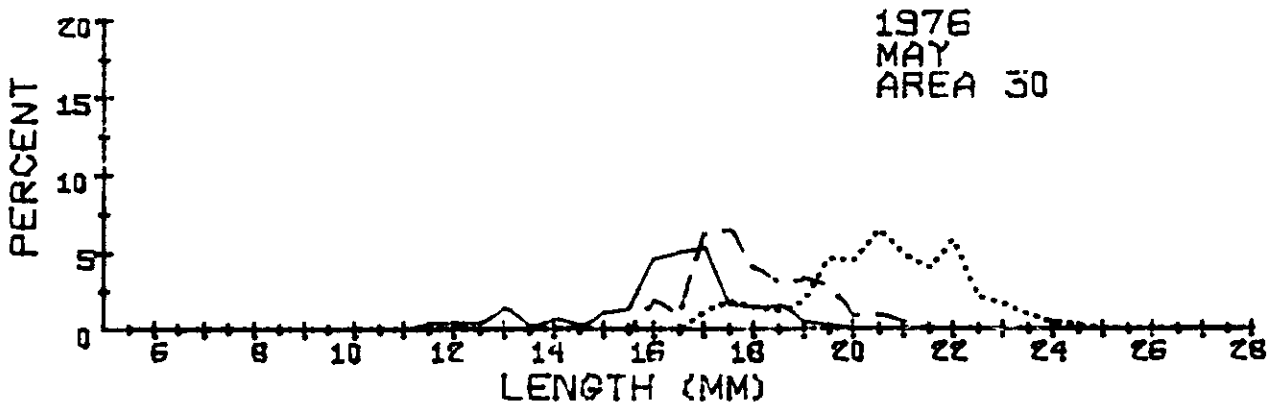
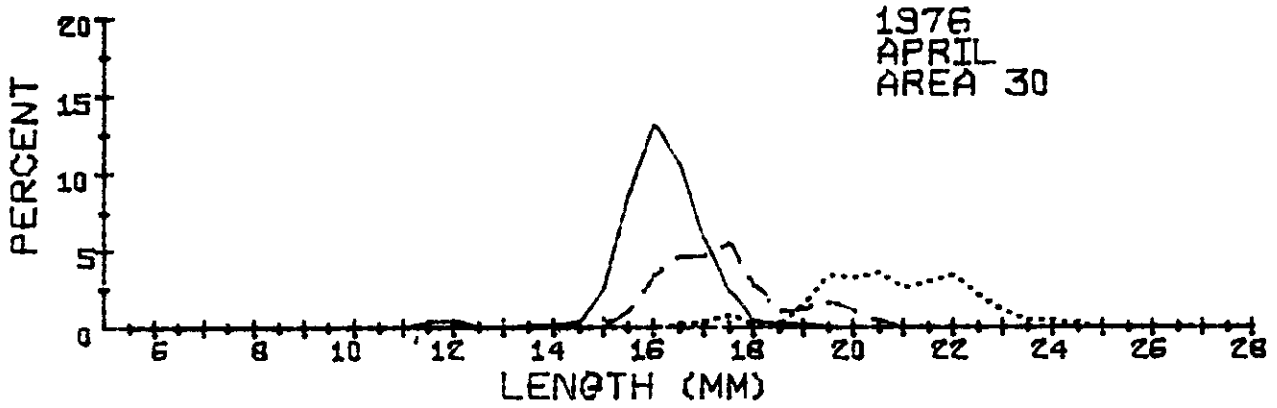
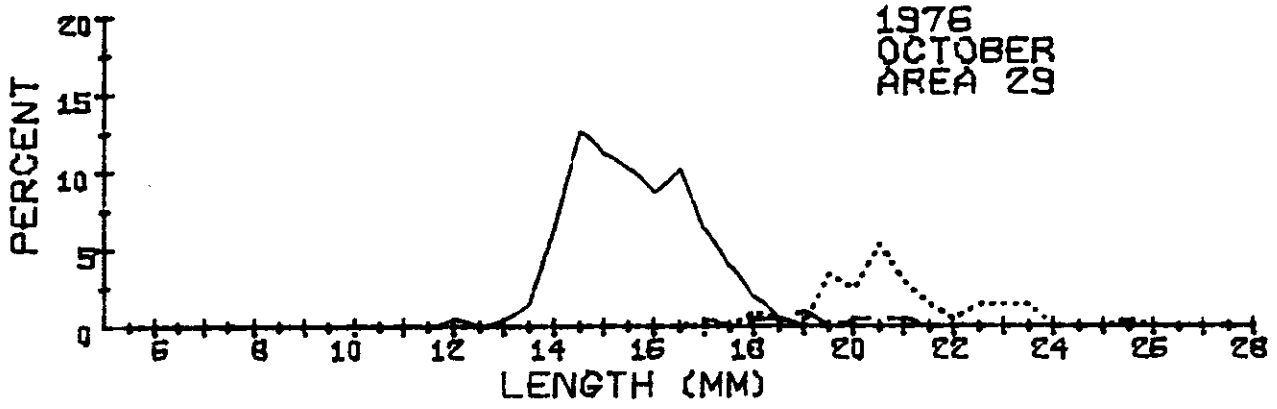
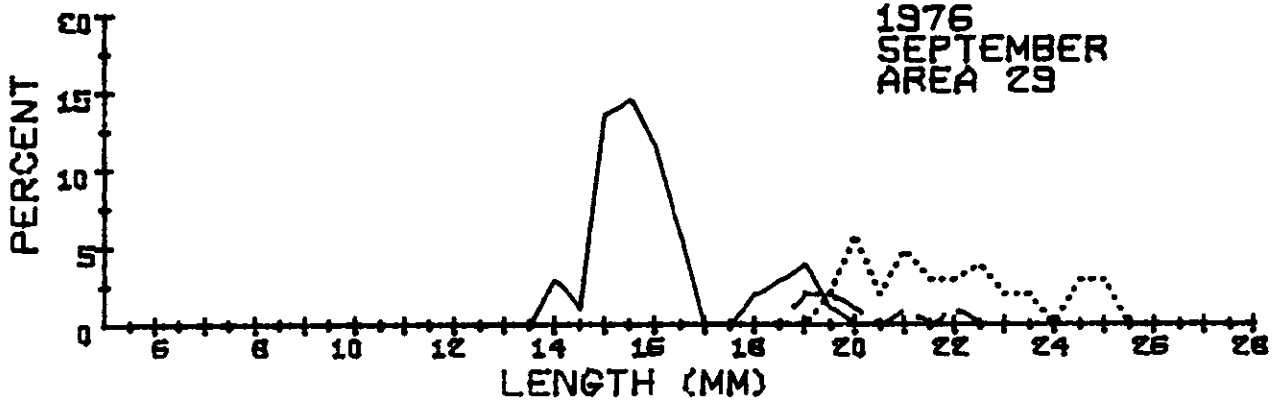
LENGTH	1976 AREA 26 MONTH 5			1976 AREA 26 MONTH 7			1976 AREA 26 MONTH 8			1976 AREA 26 MONTH 9		
	M	T	F	M	T	F	M	T	F	M	T	F
	6.0											
6.5												
7.0												
7.5												
8.0												
8.5												
9.0												
9.5												
10.0												
10.5												
11.0												
11.5												
12.0	2											
12.5	3											
13.0	8											
13.5	8			2								
14.0	7			6			1					
14.5	8			11						3		
15.0	4			21						12		
15.5				18			3			13		
16.0				6			3			23		
16.5				5			3			22		
17.0	2			1	1					4		
17.5	8			1						3		
18.0	10	1	1	7			3			6	1	
18.5	22	1	2	8	2		6			4		
19.0	15	3	2	19	2		5			12		
19.5	10	11	4	14	1	1	7	1		17	2	1
20.0	5	6	11	7	11		4			12		
20.5	3	12	18	1	10	2	1	6		9	3	5
21.0	1	1	16	2	8	7		3	3	1	1	11
21.5			11		7	5		7	4	3	4	18
22.0			4		11	12		13	7		3	23
22.5					2	11		2	11			52
23.0			5			2			11		2	31
23.5			2			4			1			19
24.0												7
24.5			1			1						2
25.0									1			2
25.5												
26.0												
26.5												
27.0												
27.5												
28.0												
SUBTOTAL	116	35	77	129	55	45	36	32	38	144	16	171
TOTAL		228			229			106			331	
NO SAMPLES		2			2			1			3	
SHRIMP/LB		99.0			92.8			74.8			78.3	



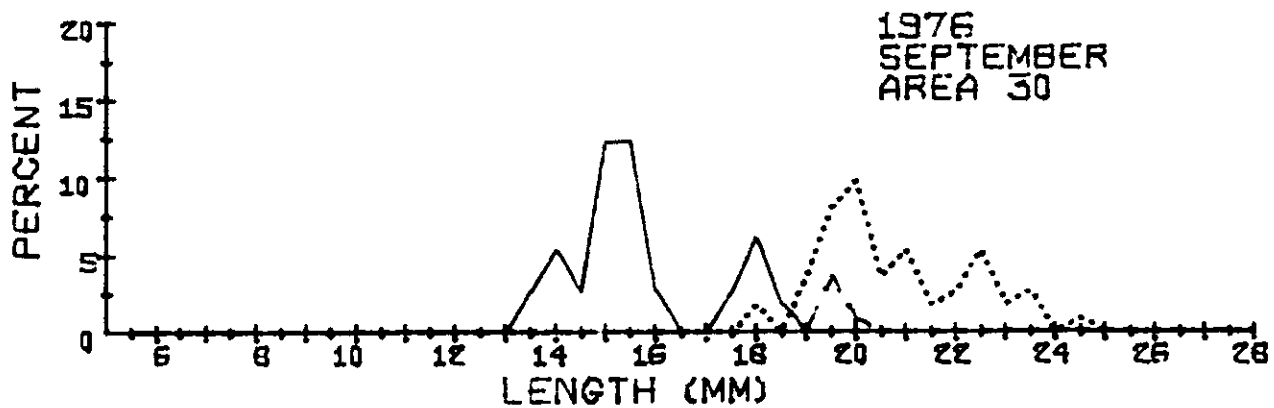
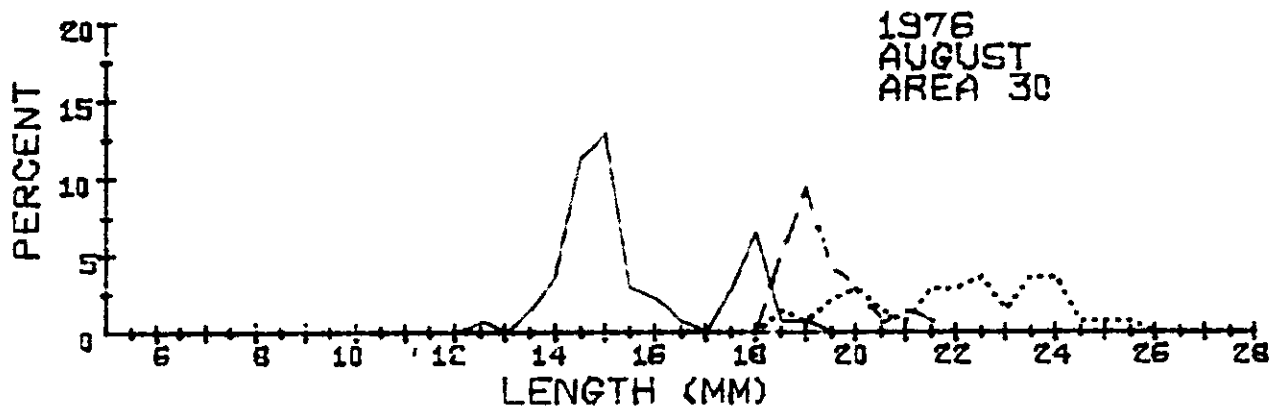
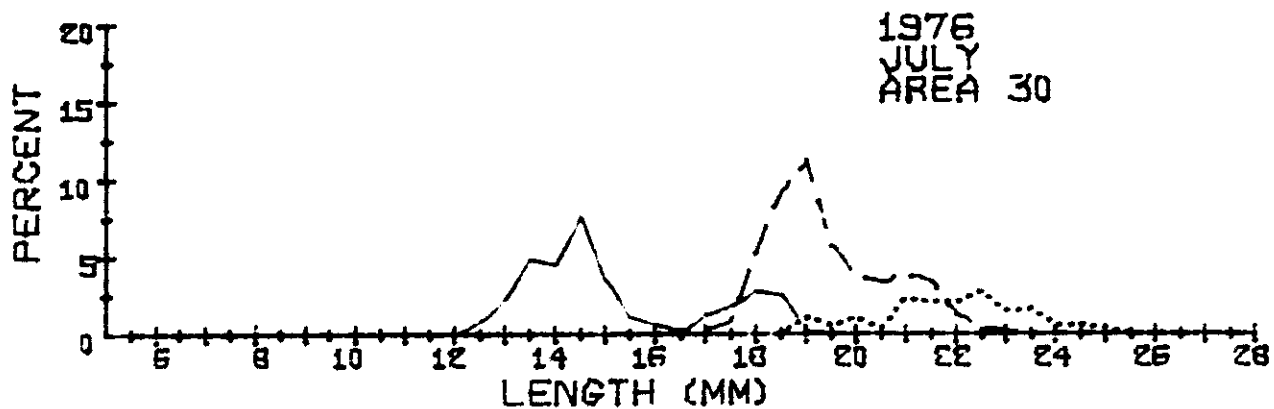
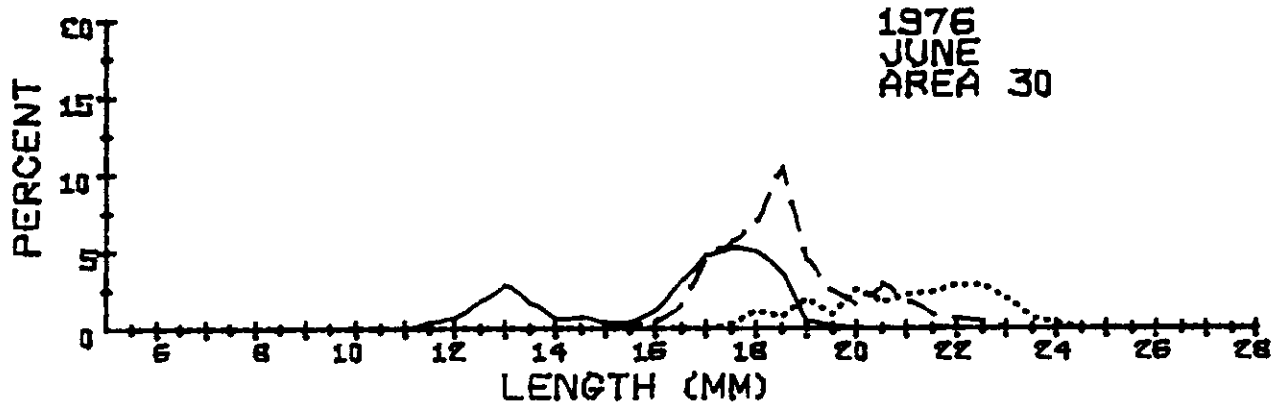
LENGTH	1976 AREA 28 MONTH 7			1976 AREA 28 MONTH 8			1976 AREA 28 MONTH 9			1976 AREA 28 MONTH 10		
	M	T	F	M	T	F	M	T	F	M	T	F
	6.0											
6.5												
7.0												
7.5												
8.0												
8.5												
9.0												
9.5												
10.0												
10.5												
11.0												
11.5												
12.0	1											
12.5												
13.0	7											
13.5	18											
14.0	29			3						2		
14.5	50			8								
15.0	57			24			3			9		
15.5	32	1		34			16			20		
16.0	10			37			18			25		
16.5	1			10			6			11		
17.0	1	1			1		1			8		
17.5	3	1		2						2		
18.0	6	7		1	1		2			1		
18.5	20	13		7	1		2			3		
19.0	25	8		12	1	1	5			1		
19.5	4	21		14	11	1	1		1	3	1	
20.0	4	18	1	5	8	3		1	2	1	4	
20.5	3	26	4	6	16	10	1	4		3	3	4
21.0		32	13		9	8		6				9
21.5		27	21		12	12		13			2	10
22.0		13	23		3	17	1	6		1	6	
22.5		4	12		2	18		8			19	
23.0		4	16			10		5			19	
23.5		1	7			4		3			10	
24.0			2					1			5	
24.5								1			2	
25.0						1					1	
25.5												
26.0												
26.5												
27.0												
27.5												
28.0												
SUBTOTAL	271	177	99	163	65	85	54	3	50	86	11	85
TOTAL		547			313			107			182	
NO SAMPLES		5			3			1			1	
SHRIMP/LB		132.5			99.8			93.5			88.6	



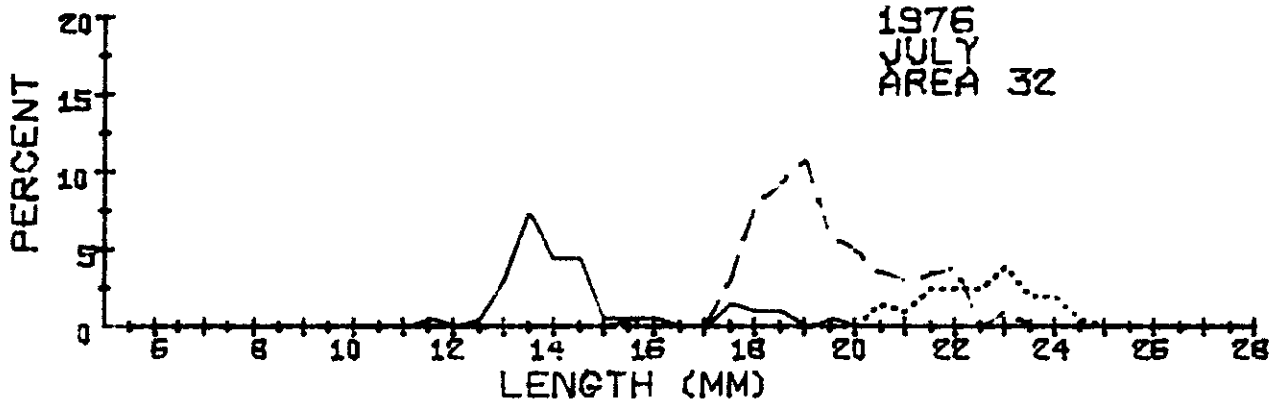
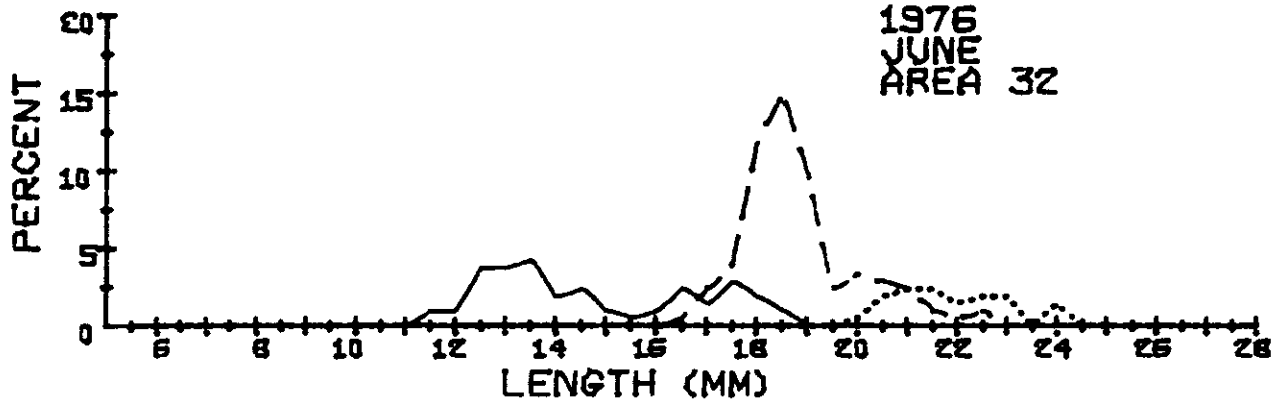
LENGTH	1976 AREA 29 MONTH 4			1976 AREA 29 MONTH 5			1976 AREA 29 MONTH 6			1976 AREA 29 MONTH 8				
	M	T	F	M	T	F	M	T	F	M	T	F		
	6.0													
6.5														
7.0														
7.5														
8.0														
8.5														
9.0														
9.5														
10.0														
10.5	1													
11.0														
11.5	1													
12.0	2													
12.5												1		
13.0								1				1		
13.5								4				2		
14.0								4				8		
14.5								1				17		
15.0								3				44		
15.5	3							1				41		
16.0	5			2								20		
16.5	12			1	3			3				10		
17.0	16			5	4			9				2		
17.5	16	3		4	5			6	6			7		
18.0	6	3		1	10	1		17	17			17	1	
18.5		1		1	5	1		11	20	1		15	8	1
19.0		3			1	1		8	19			10	30	2
19.5		3			3	4		3	14	2		1	30	6
20.0	1	1	7	1	1	7			11	3			27	9
20.5		1	6		2	4		1	9	4			10	10
21.0		1	11			12			17	9			7	14
21.5			6			8			13	11			3	23
22.0			7			8			16	24			2	15
22.5			7			7			7	23				27
23.0			5			1			3	12				20
23.5			5			2				11				14
24.0										6				9
24.5			1			1				1				4
25.0						1				1				
25.5														
26.0														
26.5														
27.0														
27.5														
28.0														
SUBTOTAL	63	16	55	15	34	58	72	152	108	196	118	154		
TOTAL		134			107			332			468			
NO SAMPLES		1			1			3			4			
SHRIMP/LB		116.9			91.4			81.7			91.7			



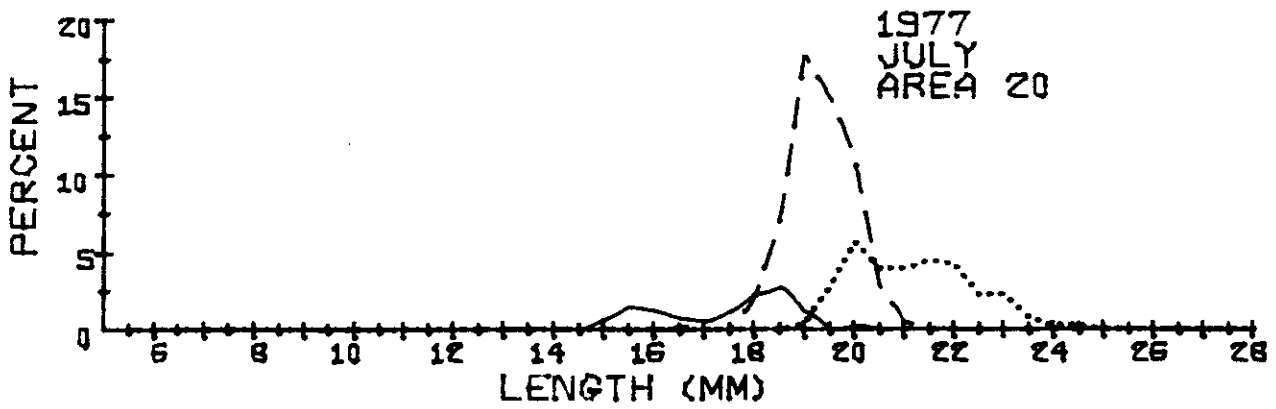
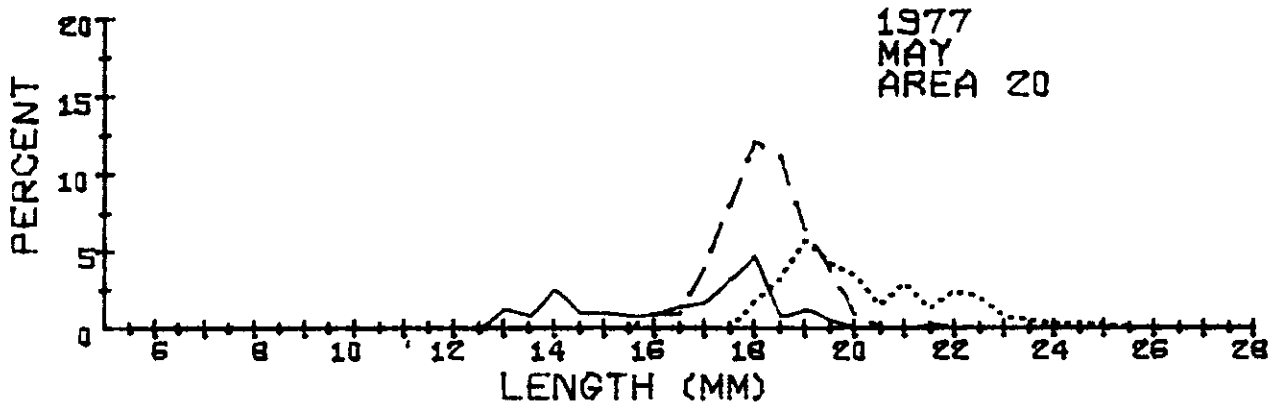
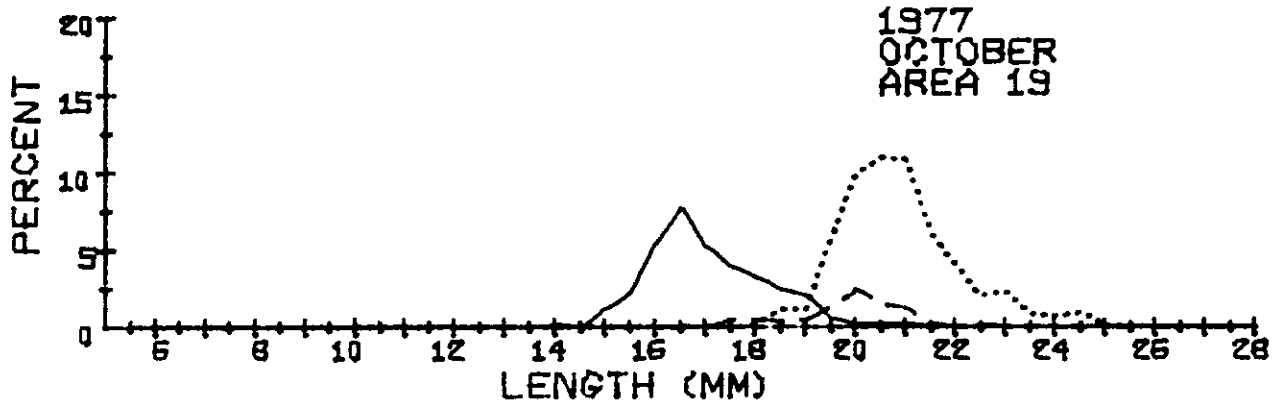
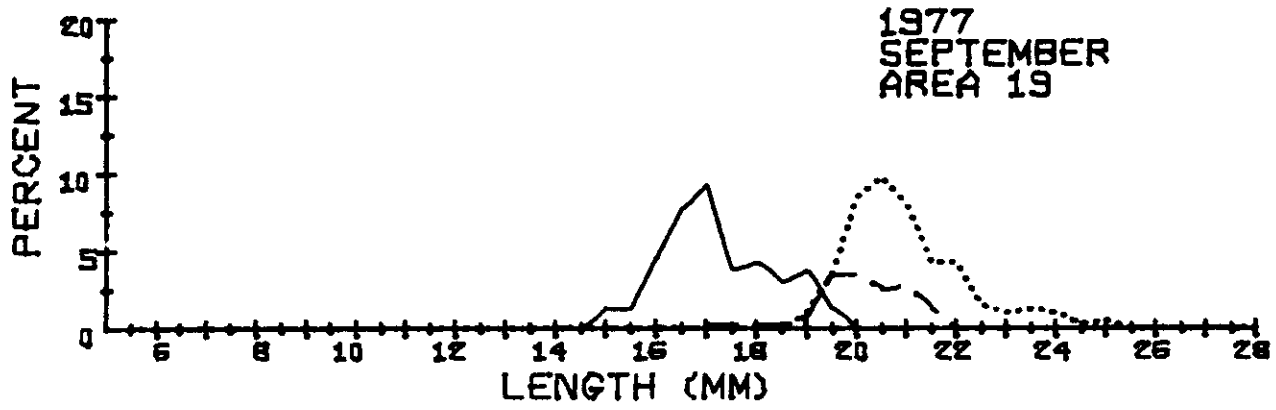
LENGTH	1976 AREA 29 MONTH 9			1976 AREA 29 MONTH 10			1976 AREA 30 MONTH 4			1976 AREA 30 MONTH 5			
	M	T	F	M	T	F	M	T	F	M	T	F	
	6.0												
6.5													
7.0													
7.5													
8.0													
8.5													
9.0													
9.5													
10.0													
10.5													
11.0													
11.5								2			2		
12.0				1				2			2		
12.5											2		
13.0				1							6		
13.5				3				1			1		
14.0	3			13				1			3		
14.5	1			26				2			1		
15.0	14			23				12	1		5		
15.5	15			21				41	5		6		
16.0	12			18				62	16		20	8	
16.5	6			21				50	22	1	22	4	
17.0				13	1			27	22	2	23	27	5
17.5				8				11	26	4	7	28	8
18.0	2			4	1	2		2	13	1	6	17	6
18.5	3			1	1	1		1	5	1	7	13	5
19.0	4	2			2			1	6	7	2	14	8
19.5	1	2	2						8	16	1	12	20
20.0		1	6		1	5			5	15		4	19
20.5			2		1	11			2	17		4	28
21.0		1	5		1	6				12		2	21
21.5			3			3				14			17
22.0		1	3			1				16			25
22.5			4			3				10			9
23.0			2			3				5			7
23.5			2			3				2			4
24.0										2			2
24.5			3							1			1
25.0			3										
25.5						1							
26.0													
26.5													
27.0													
27.5													
28.0													
SUBTOTAL	61	7	35	153	8	46	215	131	126	116	133	185	
TOTAL		103			207			472			434		
NO SAMPLES		1			1			4			4		
SHRIMP/LB		100.5			136.3			134.1			110.7		



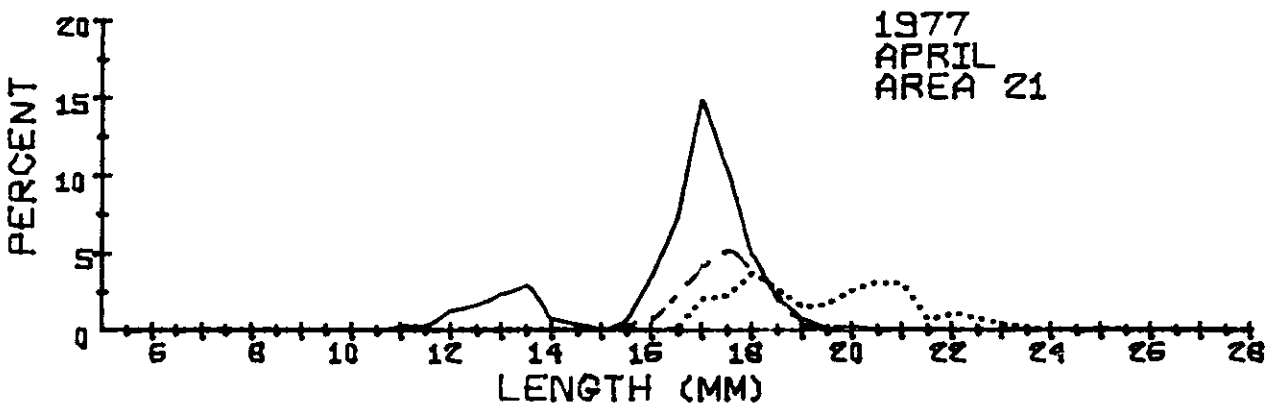
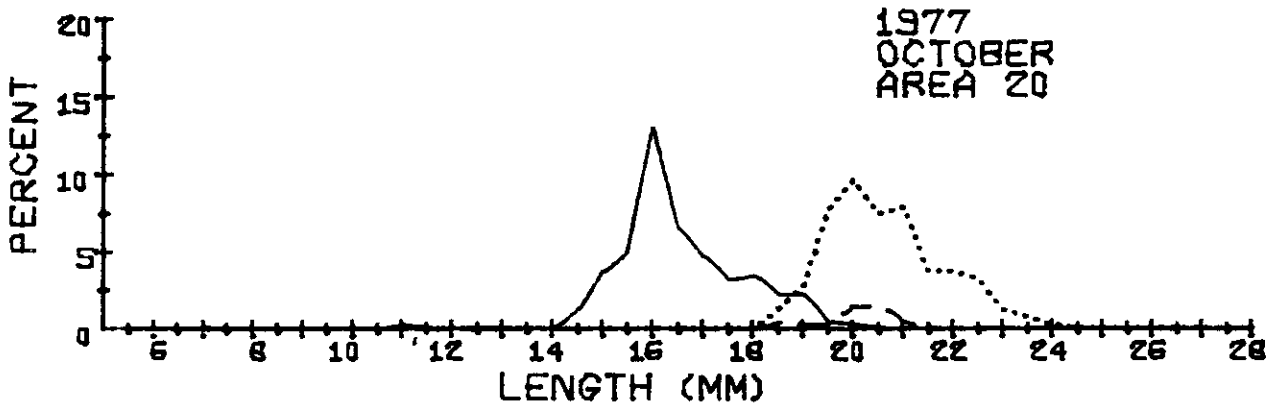
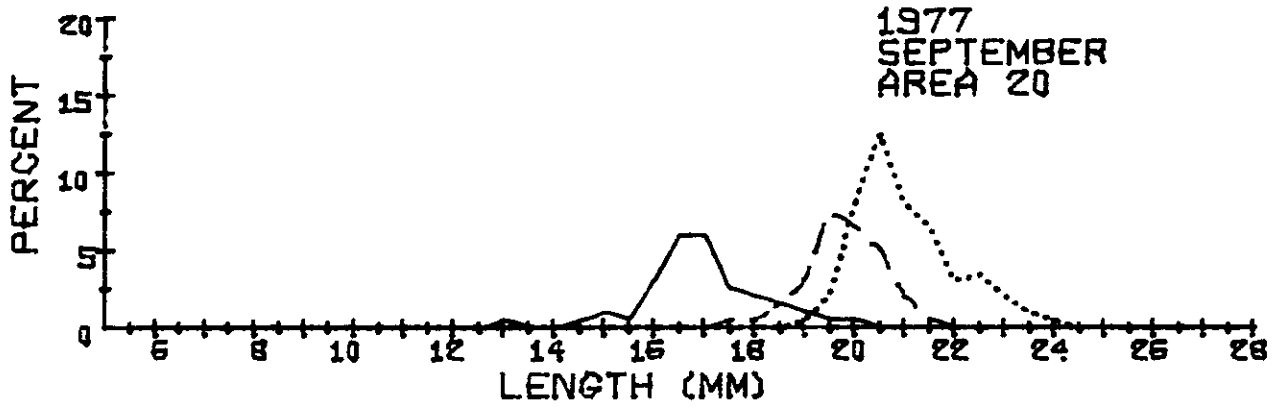
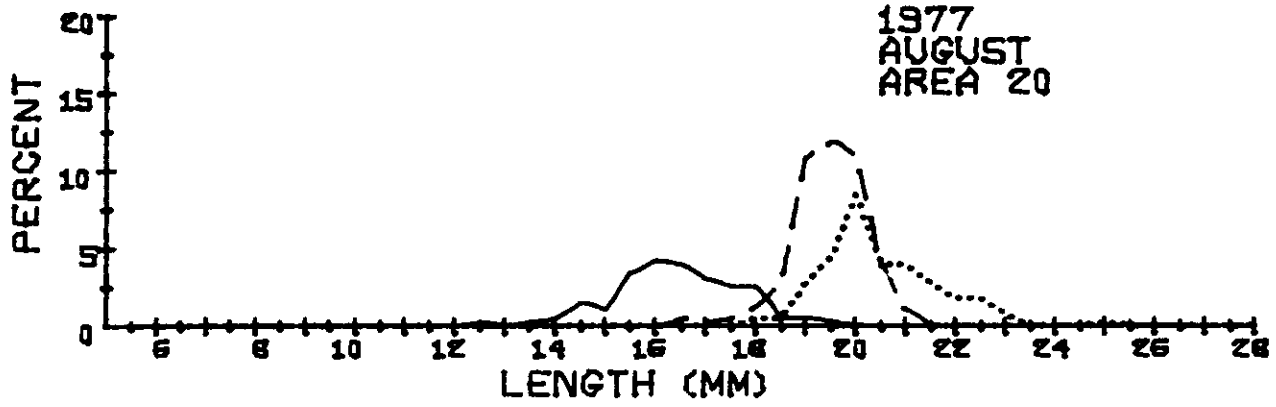
LENGTH	1976 AREA 30 MONTH 6			1976 AREA 30 MONTH 7			1976 AREA 30 MONTH 8			1976 AREA 30 MONTH 9		
	M	T	F	M	T	F	M	T	F	M	T	F
	6.0											
6.5												
7.0												
7.5												
8.0												
8.5												
9.0												
9.5												
10.0												
10.5												
11.0												
11.5	3											
12.0	5											
12.5	12			5			1					
13.0	19			12								
13.5	11			26			2			3		
14.0	4			24			5			6		
14.5	5			41			16			3		
15.0	2			19			18			14		
15.5	3	1		6			4			14		
16.0	8	3		3			3			3		
16.5	21	10		1	1		1					
17.0	32	31		7	2							
17.5	35	38	2	10	5		4			3		
18.0	33	45	8	15	29		9			7		2
18.5	24	75	5	13	50		1	7	2	2		
19.0	3	30	13	1	60	6	1	13	1			4
19.5	1	16	6		31	3		6	3		4	9
20.0		10	17		20	6		4	4		1	11
20.5		19	11		18	2		1	2			4
21.0		12	15		21	13		2	1			6
21.5	1	6	16		18	11		1	4			2
22.0		4	19		7	11			4			3
22.5		3	19		2	15			5			6
23.0			13		1	8			2			2
23.5			5			9			5			3
24.0			2			3			5			
24.5						3			1			1
25.0						2			1			
25.5									1			
26.0												
26.5												
27.0												
27.5												
28.0												
SUBTOTAL	222	298	151	183	265	92	65	34	41	55	5	53
TOTAL		671			540			140			113	
NO SAMPLES		6			5			1			1	
SHRIMP/LB		109.2			105.9			104.8			112.4	



LENGTH	1976			1976			0			0		
	AREA 32			AREA 32			AREA 0			AREA 0		
	MONTH 6			MONTH 7			MONTH 0			MONTH 0		
	M	T	F	M	T	F	M	T	F	M	T	F
6.0												
6.5												
7.0												
7.5												
8.0												
8.5												
9.0												
9.5												
10.0												
10.5												
11.0												
11.5	2			1								
12.0	2											
12.5	8			1								
13.0	8			6								
13.5	9			15								
14.0	4			9								
14.5	5			9								
15.0	2			1								
15.5	1			1	1							
16.0	2			1								
16.5	5	1										
17.0	3	5										
17.5	6	8		3	6							
18.0	4	25		2	16							
18.5	2	32		2	19							
19.0		21			22							
19.5		5		1	12							
20.0		7	1		10							
20.5		6	4		7	3						
21.0		5	5		6	2						
21.5		2	5		7	5						
22.0		1	3		8	5						
22.5		2	4			5						
23.0			4		2	8						
23.5						4						
24.0			3			4						
24.5						1						
25.0												
25.5												
26.0												
26.5												
27.0												
27.5												
28.0												
SUBTOTAL	63	120	29	52	116	37	0	0	0	0	0	0
TOTAL		212			205			0			0	
NO SAMPLES		2			2			0			0	
SHRIMP/LB		114.1			98.1			0.0			0.0	

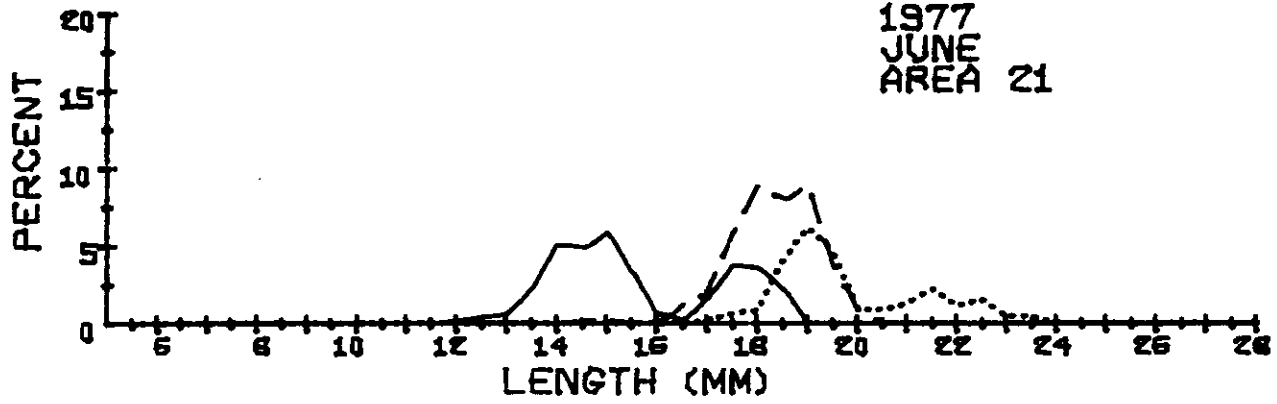


LENGTH	1977 AREA 19 MONTH 9			1977 AREA 19 MONTH 10			1977 AREA 20 MONTH 5			1977 AREA 20 MONTH 7			
	M	T	F	M	T	F	M	T	F	M	T	F	
6.0													
6.5													
7.0													
7.5													
8.0													
8.5													
9.0													
9.5													
10.0													
10.5													
11.0													
11.5													
12.0													
12.5													
13.0								5					
13.5								3					
14.0				1				10					
14.5								4					
15.0	5			7				4			3		
15.5	5			13				3			6		
16.0	18			32				4	4		5		
16.5	31			46				6	4		3	1	
17.0	37	1		31				7	16		2		
17.5	15	1		23	3			13	33		5		
18.0	17	1		19	3	1		19	49	7	9	8	
18.5	12	1		14	2	7		3	45	13	11	27	
19.0	15	3	4	12	3	7		5	26	23	5	71	2
19.5	5	14	14	3	8	34		2	15	17		60	11
20.0		14	34	1	14	59			4	14	1	45	23
20.5		10	39	1	9	65				6		11	16
21.0		11	32	1	7	64				12		2	16
21.5		5	17		1	36			1	5			18
22.0			17			24				10			17
22.5			6		1	12				8			9
23.0			4			14				3			9
23.5			5			5				2			3
24.0			4			4				1			1
24.5			1			6				1			1
25.0			2							1			
25.5						1							
26.0													
26.5													
27.0													
27.5													
28.0													
SUBTOTAL	160	61	179	204	51	339	88	197	123	50	225	126	
TOTAL		400			594			408			401		
NO SAMPLES		2			4			1			2		
SHRIMP/LB		93.8			99.7			137.5			108.5		

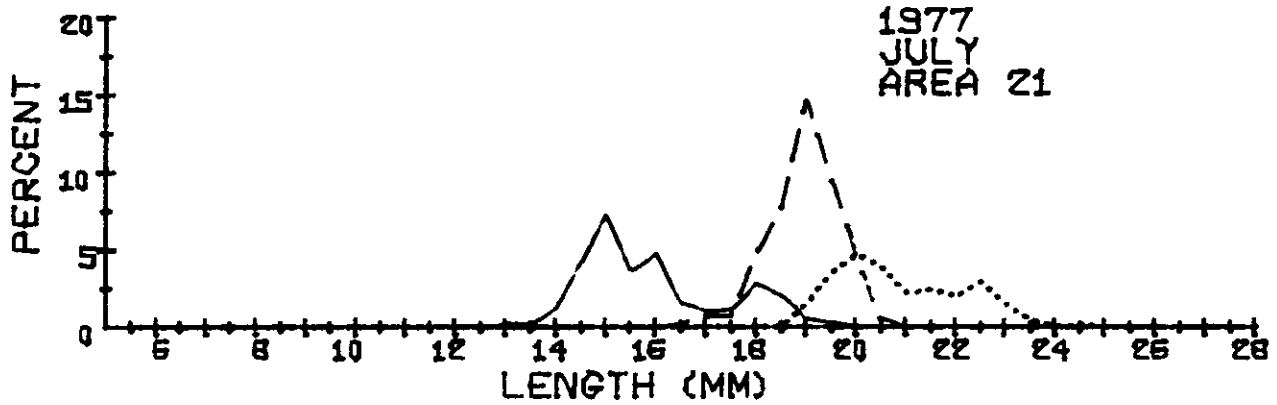


LENGTH	1977 AREA 20 MONTH 8			1977 AREA 20 MONTH 9			1977 AREA 20 MONTH 10			1977 AREA 21 MONTH 4			
	M	T	F	M	T	F	M	T	F	M	T	F	
6.0													
6.5													
7.0													
7.5													
8.0													
8.5													
9.0													
9.5													
10.0													
10.5													
11.0							1				2		
11.5											2		
12.0											7		
12.5	1										9		
13.0				1							13		
13.5	1										16		
14.0	2										4		
14.5	6			1			5				2		
15.0	4			2			15						
15.5	14			1			20				4	2	
16.0	17			6			53				19	4	
16.5	16	2		12			26				39	12	1
17.0	12	1		12			19				80	22	11
17.5	10	2		5	1		13				55	28	12
18.0	10	5	2	4	1		14				26	21	20
18.5	2	11	2	3	3		9	2	5		10	12	14
19.0	2	44	11	2	6	1	9	1	11		4	2	8
19.5	1	48	18	1	15	4	2	1	31			1	9
20.0		44	34	1	13	16	1	6	39			1	14
20.5		16	16		10	25		6	30				17
21.0		4	16		4	16		2	32				16
21.5			11		1	13			15				4
22.0			7			6			15				6
22.5			7			7			13				4
23.0			3			4			5				2
23.5						2			3				1
24.0						1			1				
24.5													
25.0			1										1
25.5													
26.0													
26.5													
27.0													
27.5													
28.0													
SUBTOTAL	98	177	128	51	54	95	187	18	200	292	105	140	
TOTAL		403			200			405			537		
NO SAMPLES		4			2			4			3		
SHRIMP/LB		104.1			94.3			107.7			152.6		

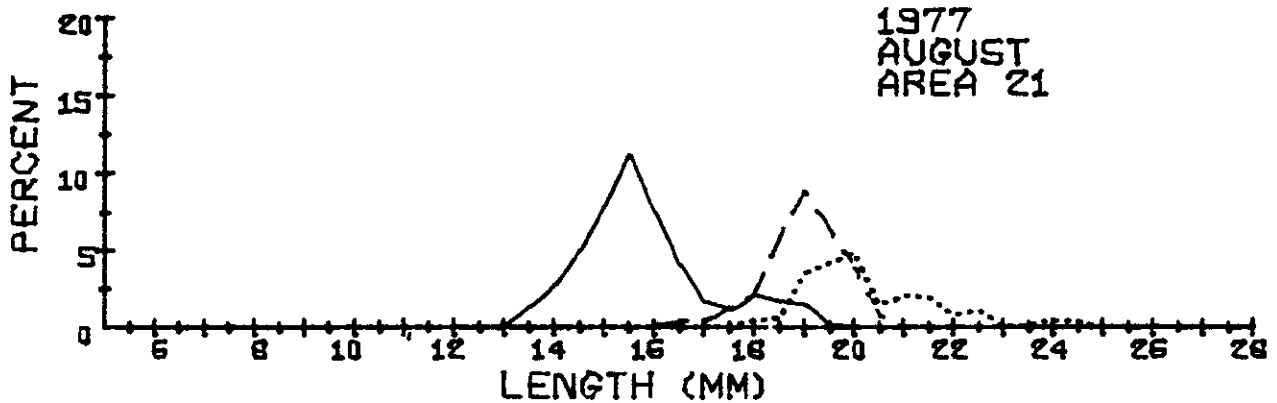
1977
JUNE
AREA 21



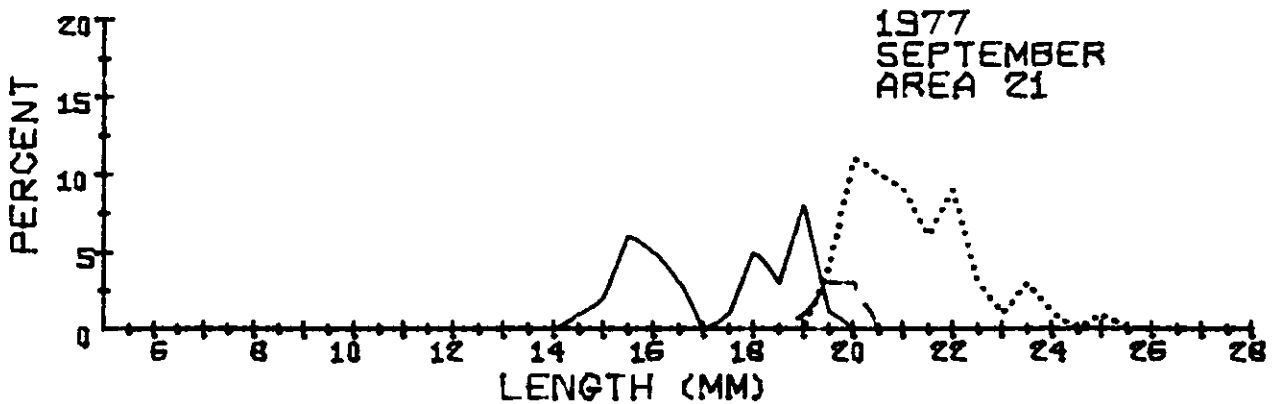
1977
JULY
AREA 21



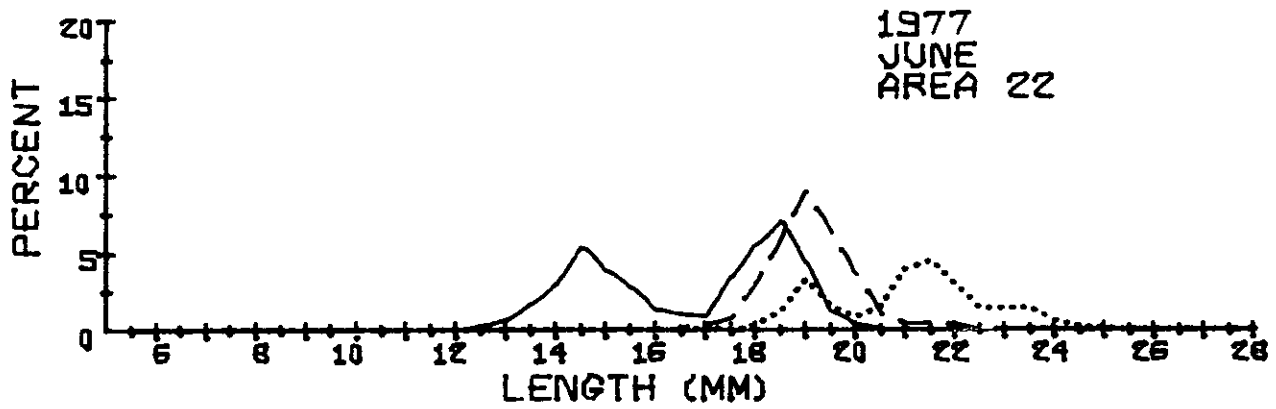
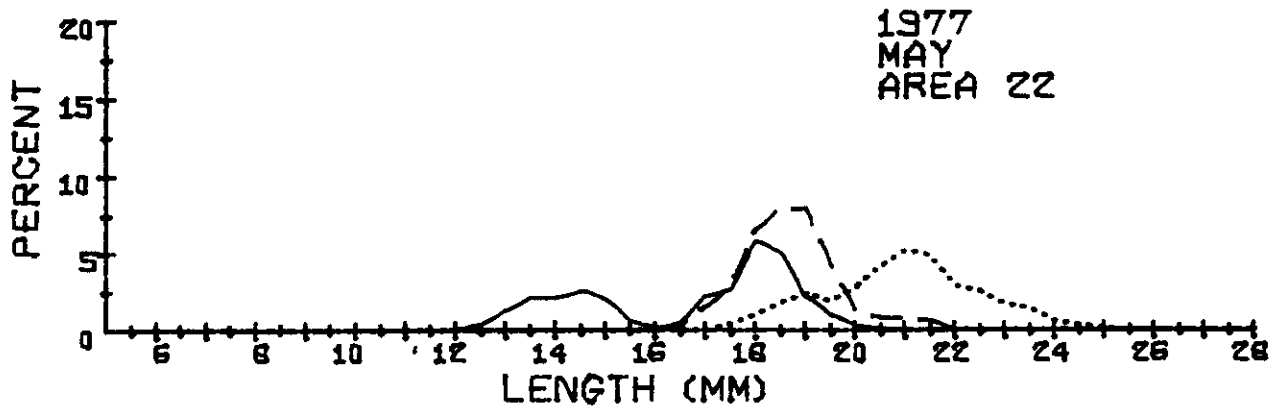
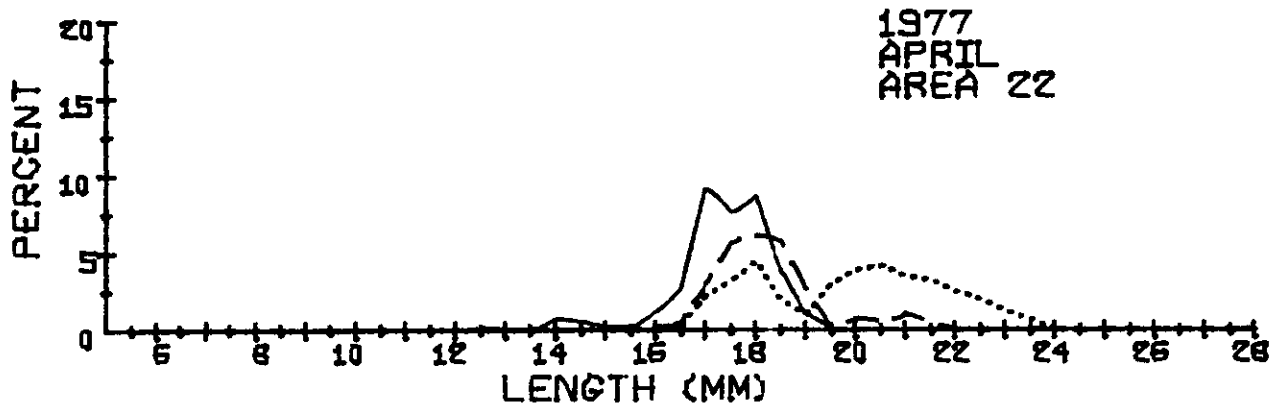
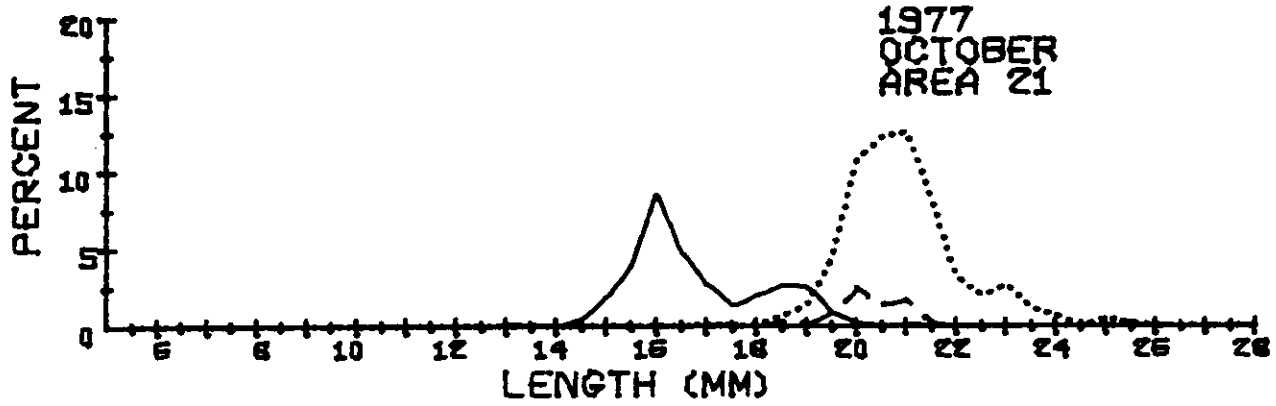
1977
AUGUST
AREA 21



1977
SEPTEMBER
AREA 21

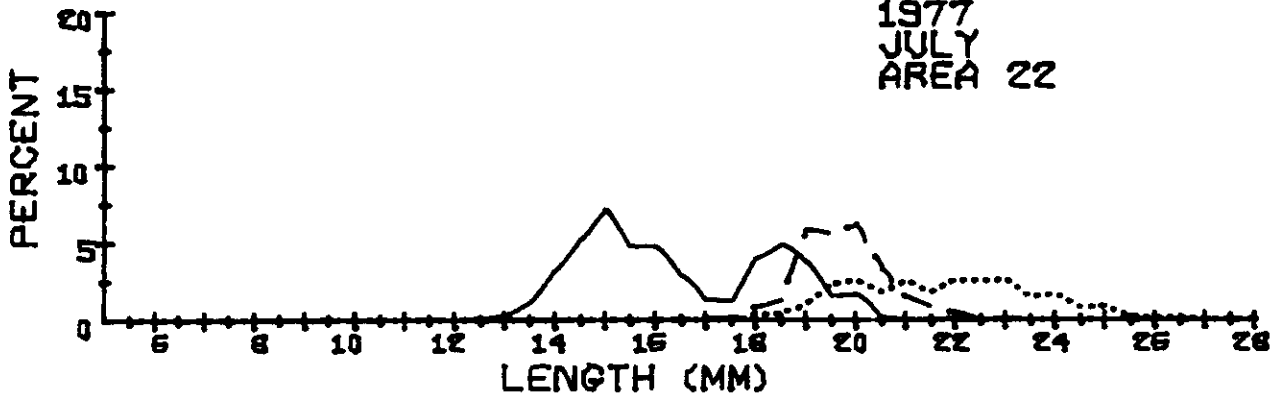


LENGTH	1977 AREA 21 MONTH 6			1977 AREA 21 MONTH 7			1977 AREA 21 MONTH 8			1977 AREA 21 MONTH 9		
	M	T	F	M	T	F	M	T	F	M	T	F
	6.0											
6.5												
7.0												
7.5												
8.0												
8.5												
9.0												
9.5												
10.0												
10.5												
11.0												
11.5												
12.0	1											
12.5	2											
13.0	3			1			1					
13.5	10			1			8					
14.0	23			5			17					
14.5	22	1		17			31			1		
15.0	26	1		29			49			2		
15.5	15			15			70			6		
16.0	3			19			47	1		5		
16.5	1	5		6	1		25	3		3		
17.0	7	9	1	4	3		10	3				
17.5	17	26	3	5	3		7	8	1	1		
18.0	16	40	4	11	19		13	14	3	5		
18.5	10	36	18	8	31		10	37	4	3		
19.0		40	28	2	59	6	9	55	22	8	1	
19.5		17	21	1	39	14	1	39	26	1	3	4
20.0		4	4		19	19		24	30		3	11
20.5			4		2	16		5	9			10
21.0			6			9			13			9
21.5			10			10			12			6
22.0			5			8			5			9
22.5			7			12			7			3
23.0			2			6						1
23.5			2			2			1			3
24.0									3			1
24.5						1			2			
25.0												1
25.5												
26.0												
26.5												
27.0												
27.5												
28.0												
SUBTOTAL	156	179	115	124	176	103	298	189	138	35	7	58
TOTAL		450			403			625			100	
NO SAMPLES		3			2			6			1	
SHRIMP/LB		130.2			119.9			124.3			89.8	

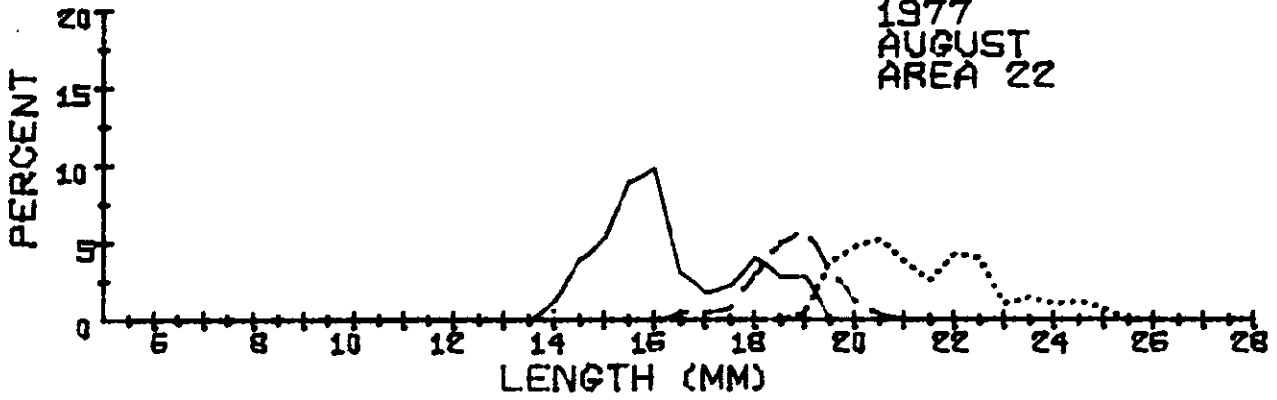


LENGTH	1977 AREA 21 MONTH 10			1977 AREA 22 MONTH 4			1977 AREA 22 MONTH 5			1977 AREA 22 MONTH 6			
	M	T	F	M	T	F	M	T	F	M	T	F	
6.0													
6.5													
7.0													
7.5													
8.0													
8.5													
9.0													
9.5													
10.0													
10.5													
11.0													
11.5													
12.0									1				
12.5				1					5		3		
13.0	1								16		7		
13.5									26		17		
14.0				3					26		29		
14.5	3			2					31		53		
15.0	11			1					24		38		
15.5	23			1					7		27		
16.0	51			5	1				2		13		
16.5	28			11	2	1		7	4		10	2	
17.0	16	1	1	37	12	9		27	19		9	4	2
17.5	8	1		31	23	13		33	35	6	34	8	
18.0	12		1	35	25	18		70	79	13	54	29	4
18.5	16	2	4	15	23	8		60	95	22	69	58	12
19.0	15	1	8	4	11	4		26	95	29	43	88	32
19.5	5	5	26			12		12	51	23	11	62	15
20.0	1	14	64		3	16		3	15	34	3	36	8
20.5		8	73		2	17		1	9	50		10	15
21.0	1	10	75		4	14			9	62		4	39
21.5		1	49		2	13			7	58		5	44
22.0			19			10				35		3	29
22.5			12			8				30			14
23.0			16			5				20			14
23.5			7			3				17			14
24.0			4							7			6
24.5										4			2
25.0			3							1			1
25.5			1										
26.0													
26.5													
27.0													
27.5													
28.0													
SUBTOTAL	191	43	363	146	108	151	377	418	411	420	309	251	
TOTAL		597			405			1206			980		
NO SAMPLES		6			2			9			7		
SHRIMP/LB		98.9			123.0			108.9			108.5		

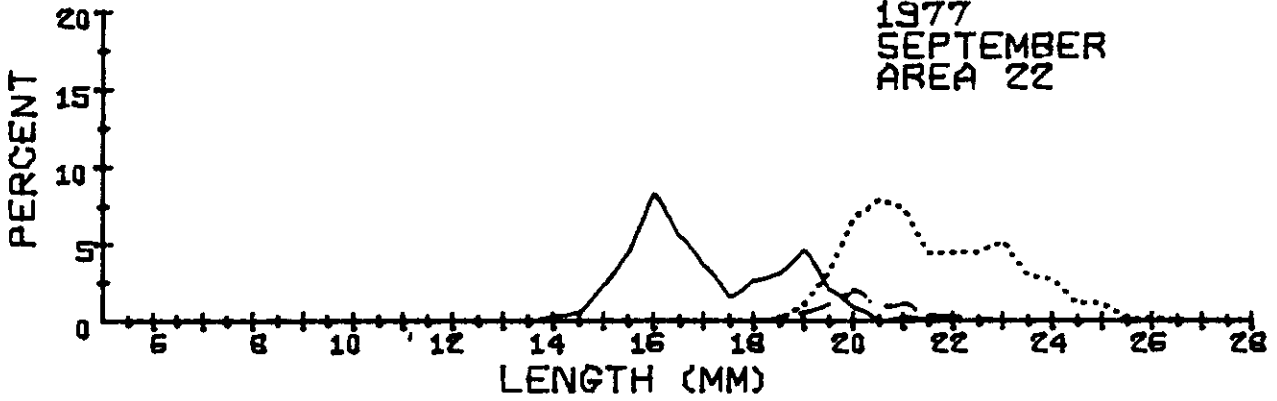
1977
JULY
AREA 22



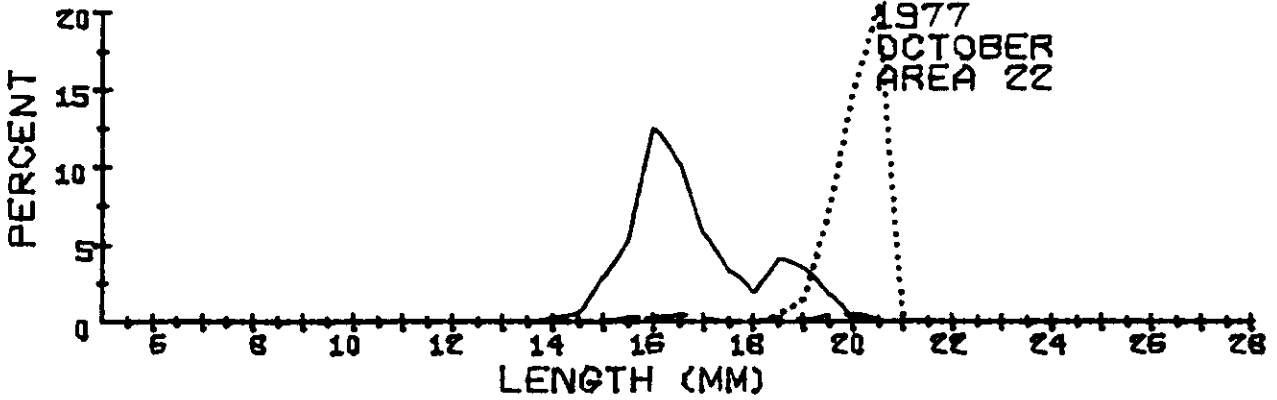
1977
AUGUST
AREA 22



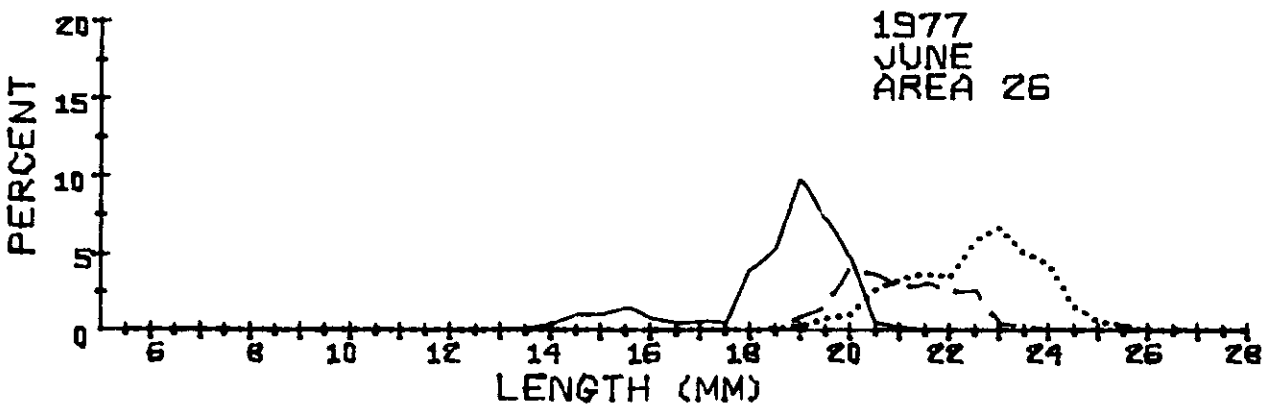
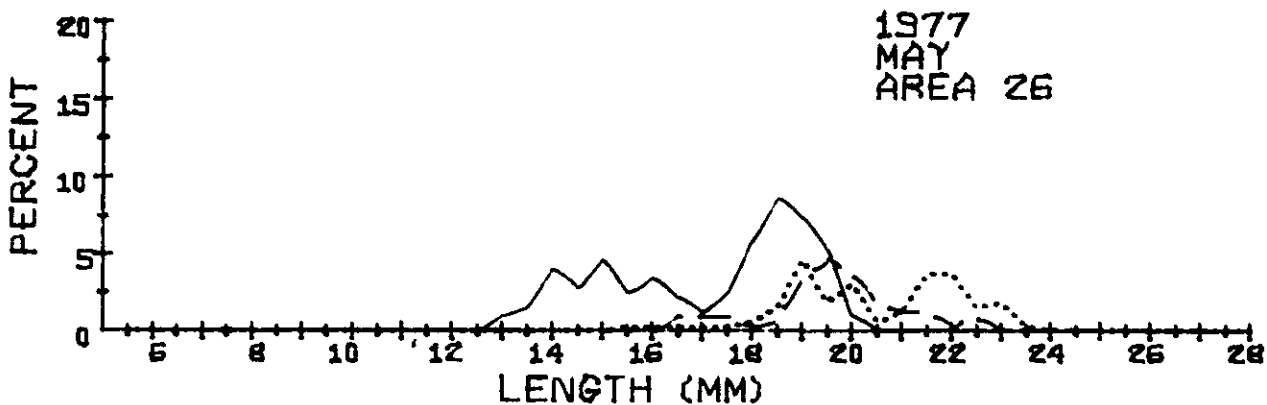
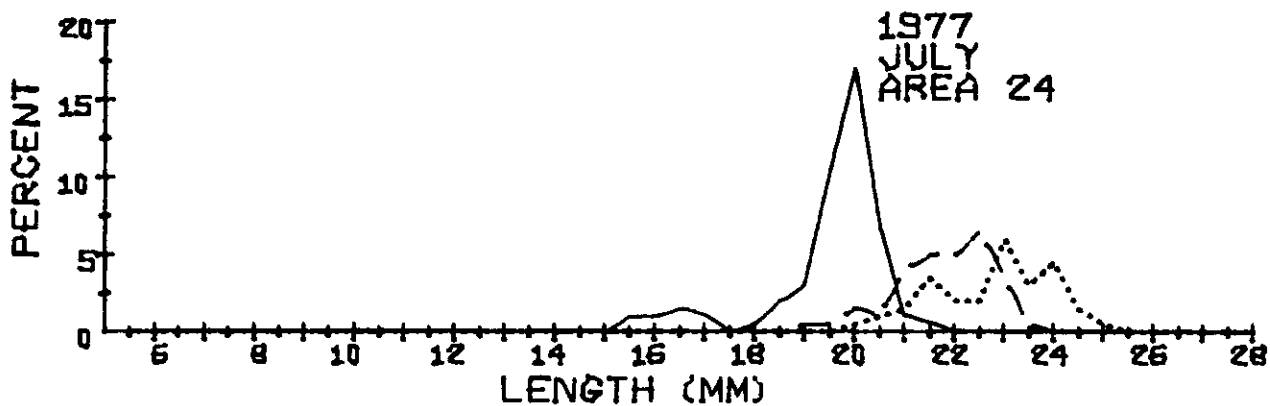
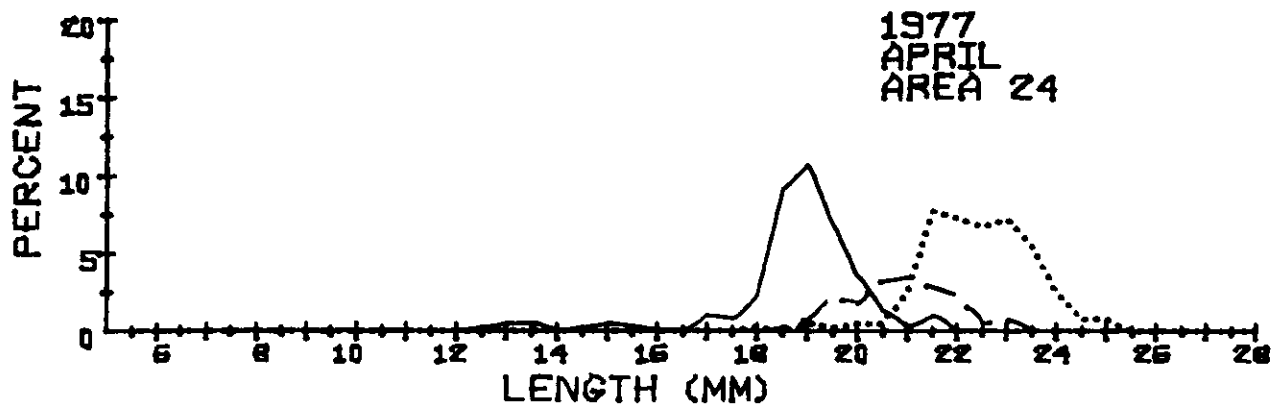
1977
SEPTEMBER
AREA 22



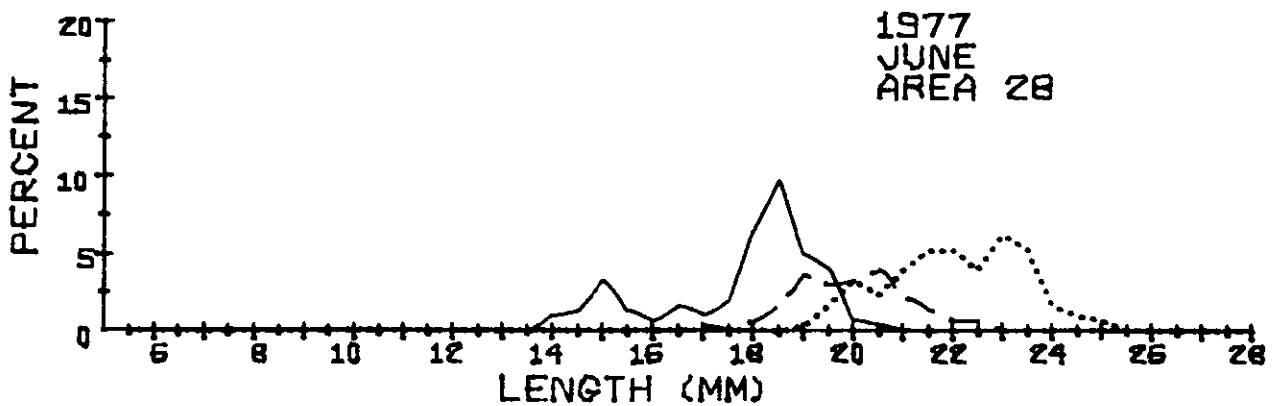
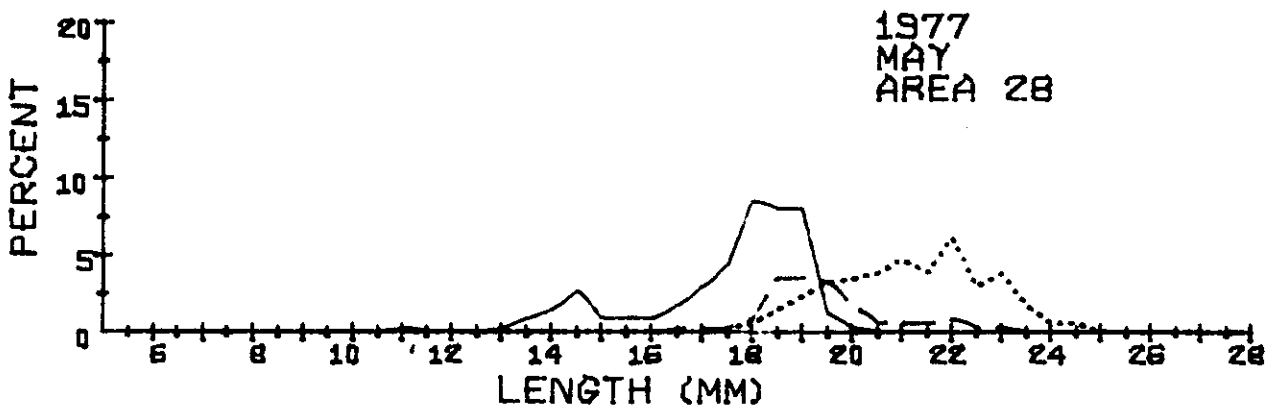
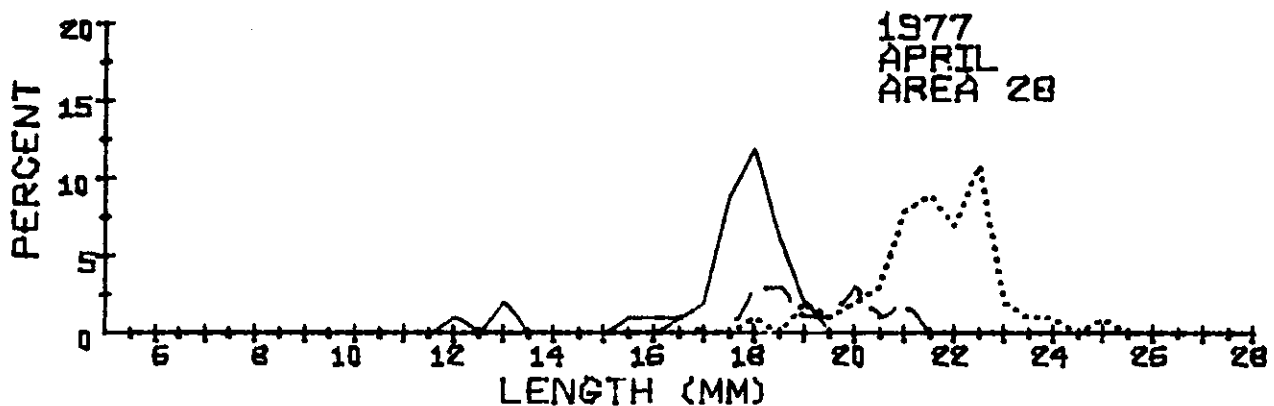
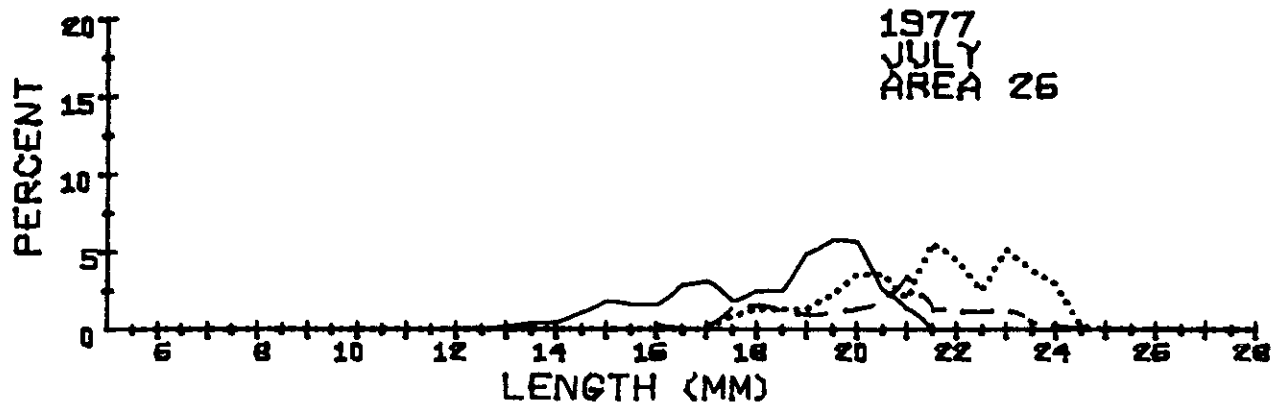
1977
OCTOBER
AREA 22



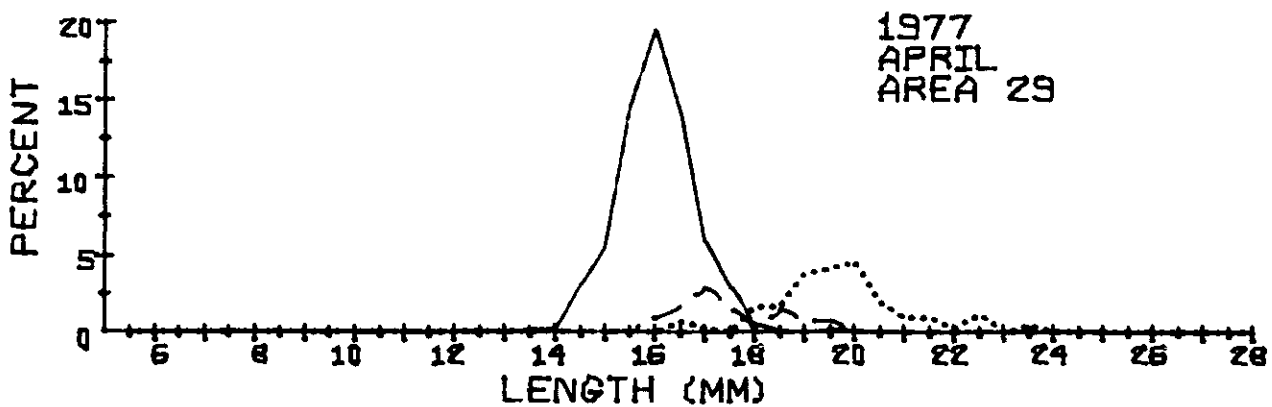
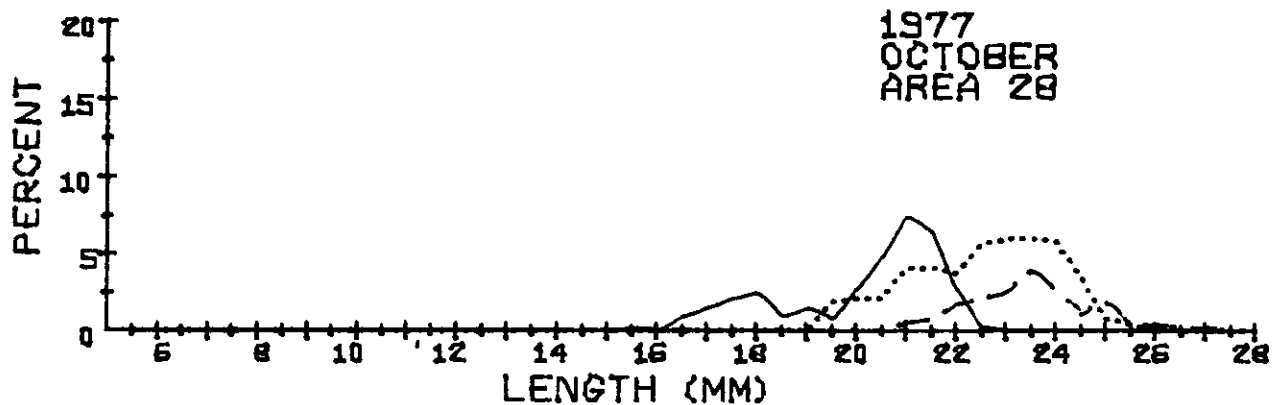
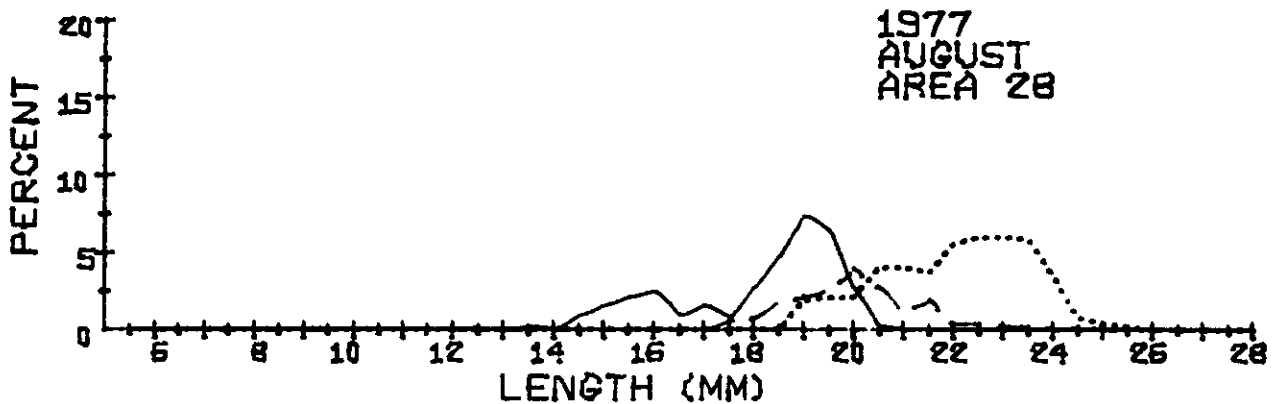
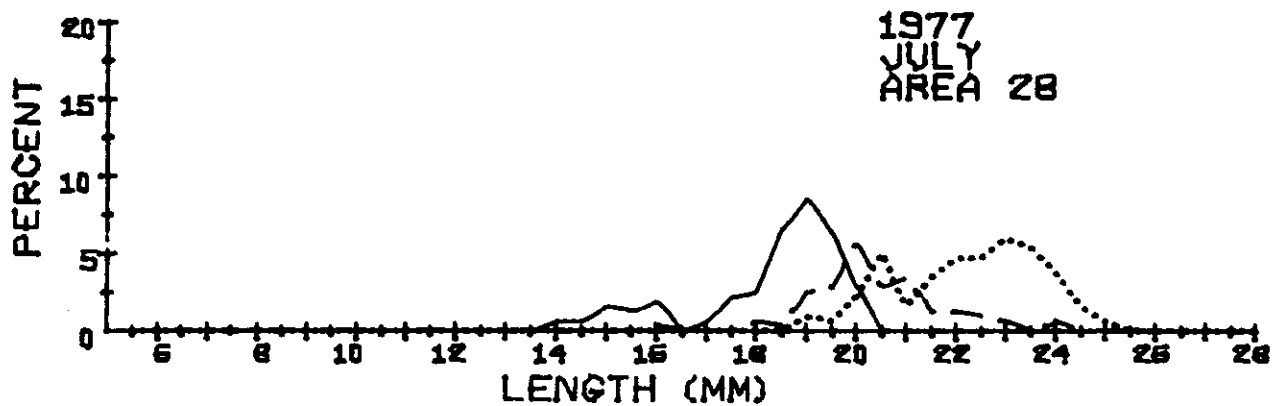
LENGTH	1977 AREA 22 MONTH 7			1977 AREA 22 MONTH 8			1977 AREA 22 MONTH 9			1977 AREA 22 MONTH 10		
	M	T	F	M	T	F	M	T	F	M	T	F
	6.0											
6.5												
7.0												
7.5												
8.0												
8.5												
9.0												
9.5												
10.0												
10.5												
11.0												
11.5												
12.0												
12.5	1											
13.0	3											
13.5	10											
14.0	29			5			3			2		
14.5	47			16			5			4		
15.0	64			21			21			18	1	1
15.5	43			36			40			32	2	
16.0	43			39			74			77	2	2
16.5	26			12	2		49	1		63	3	
17.0	12	1		7	2		32	1		35	1	
17.5	11	1		9	3		14	1		20		
18.0	36	8	3	16	12		24	1	1	12		
18.5	44	12	4	11	20		28	2	1	25	2	3
19.0	34	52	9	11	23	2	41	5	10	21	1	9
19.5	14	50	21		13	15	18	10	28	11	3	43
20.0	15	56	23		5	19	8	18	60	1	3	91
20.5	1	30	16		1	21		8	70		1	126
21.0		13	23			15	2	10	65	1		
21.5		7	16			10		3	39			
22.0	1	4	24			17		2	40			
22.5			22			16		1	40			
23.0		1	24			4			46			
23.5			13			6		1	26			
24.0			15			4			24			
24.5			7			5			10			
25.0			8			3			10			
25.5			2						1			
26.0			1						2			
26.5			1									
27.0												
27.5												
28.0												
SUBTOTAL	434	235	232	183	81	137	359	64	473	322	19	275
TOTAL		901			401			896			616	
NO SAMPLES		5			4			9			9	
SHRIMP/LB		110.0			138.5			88.0			61.4	



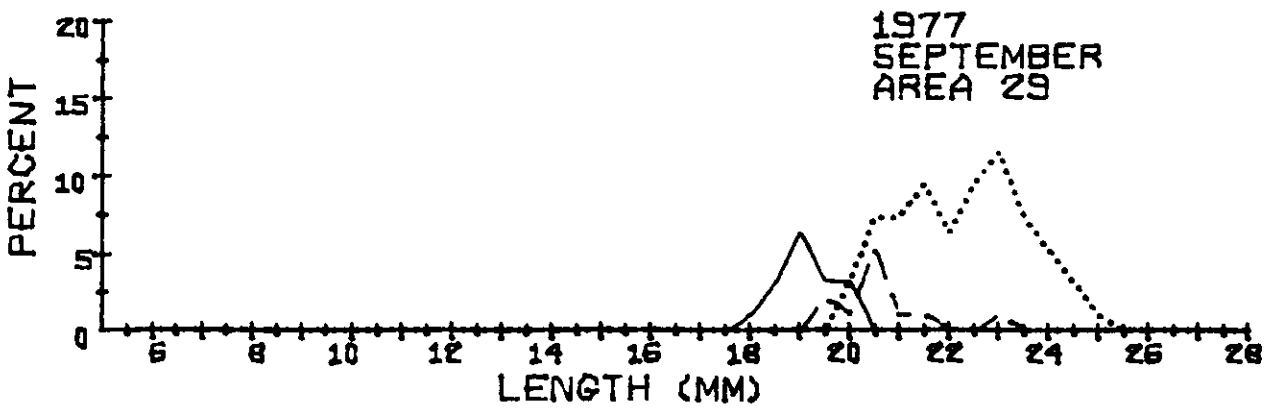
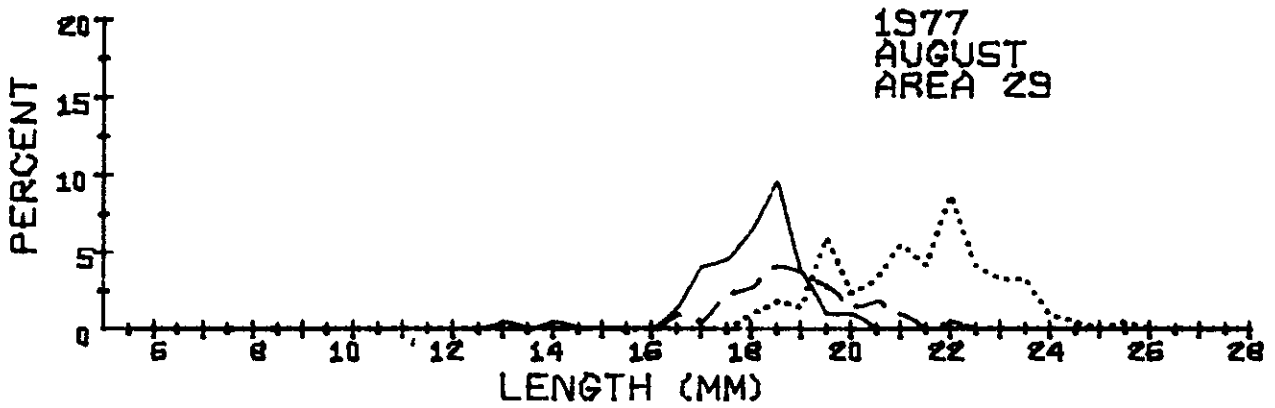
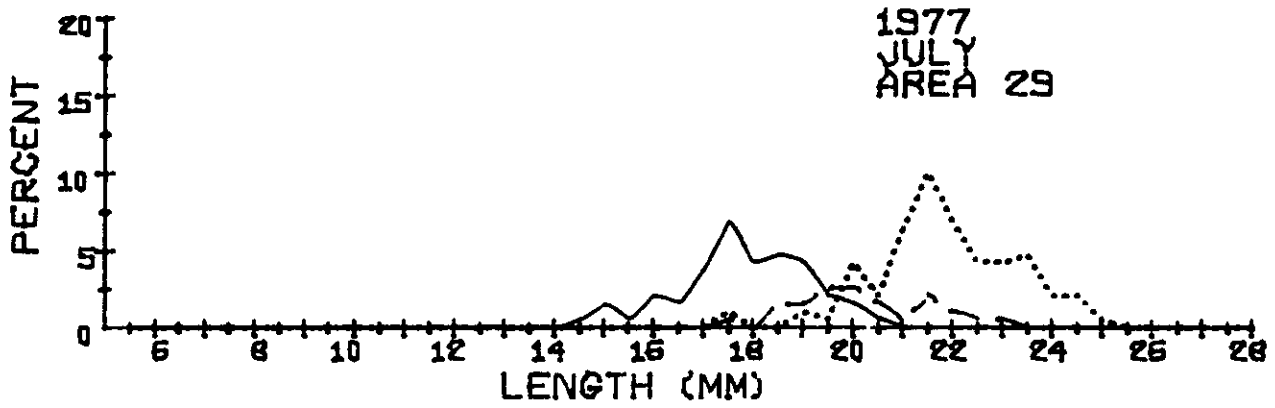
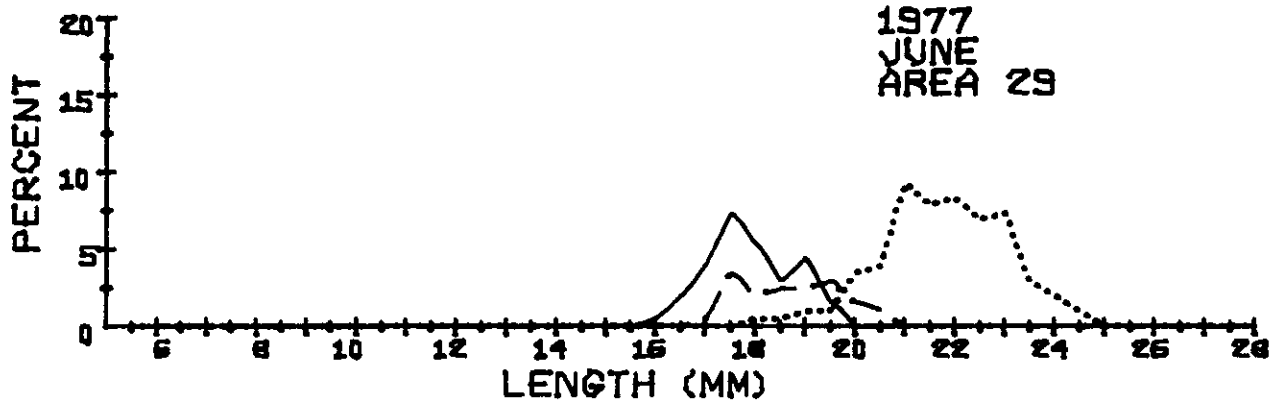
LENGTH	1977 ARFA 24 MONTH 4			1977 AREA 24 MONTH 7			1977 AREA 26 MONTH 5			1977 AREA 26 MONTH 6			
	M	T	F	M	T	F	M	T	F	M	T	F	
	6.0												
6.5													
7.0													
7.5													
8.0													
8.5													
9.0													
9.5													
10.0													
10.5													
11.0													
11.5													
12.0													
12.5	1												
13.0	2							3			1		
13.5	2							5			1		
14.0								13			3		
14.5	1							9			7		
15.0	2							15			7		
15.5	1			2				8		1	10		
16.0				2				11		1	5		
16.5				3				7	3	1	3		
17.0	4			2				4	3	1	4		
17.5	3							8	3	1	3		
18.0	9		1	1				19	1	2	26		
18.5	37	1		4				28	2	5	34		1
19.0	43	3	2	6	1			24	11	15	63	6	2
19.5	27	9	1	21	1			17	15	6	46	10	5
20.0	14	7	2	34	3	1		3	12	10	31	26	7
20.5	15	13	2	13	2	2			6	2	3	23	17
21.0	1	14	10	2	8	3			4	4	1	17	21
21.5	4	11	31	1	10	7			4	12		20	24
22.0		9	29		10	4			1	12		16	22
22.5		2	27		13	4			3	5		17	37
23.0		3	29		7	12				6		3	43
23.5			22		1	6				1		2	32
24.0			10			9							28
24.5			3			3							10
25.0			3			1							4
25.5													2
26.0													
26.5													
27.0													
27.5													
28.0													
SUBTOTAL	156	72	172	91	56	52	174	68	85	248	140	255	
TOTAL		400			199			327			643		
NO SAMPLES		4			2			3			6		
SHRIMP/LB		82.7			76.2			138.5			76.8		



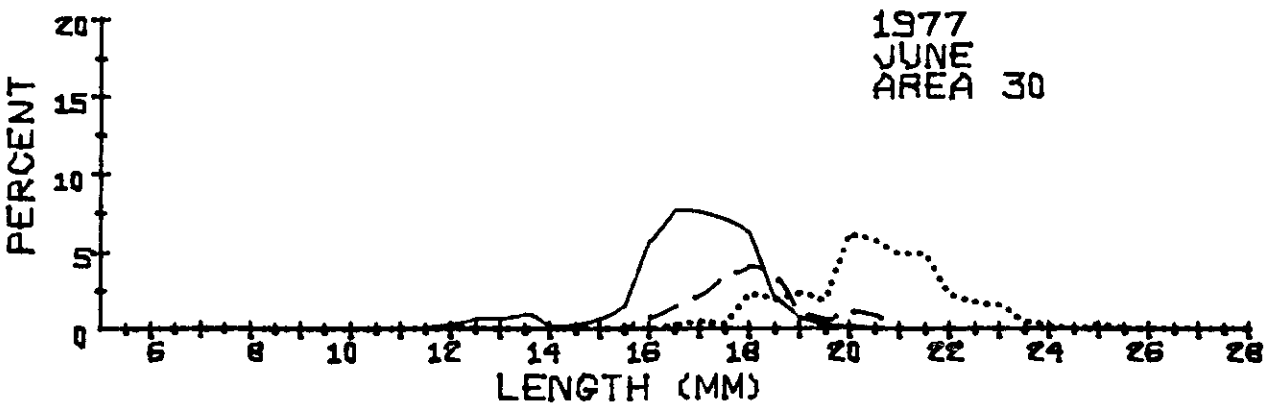
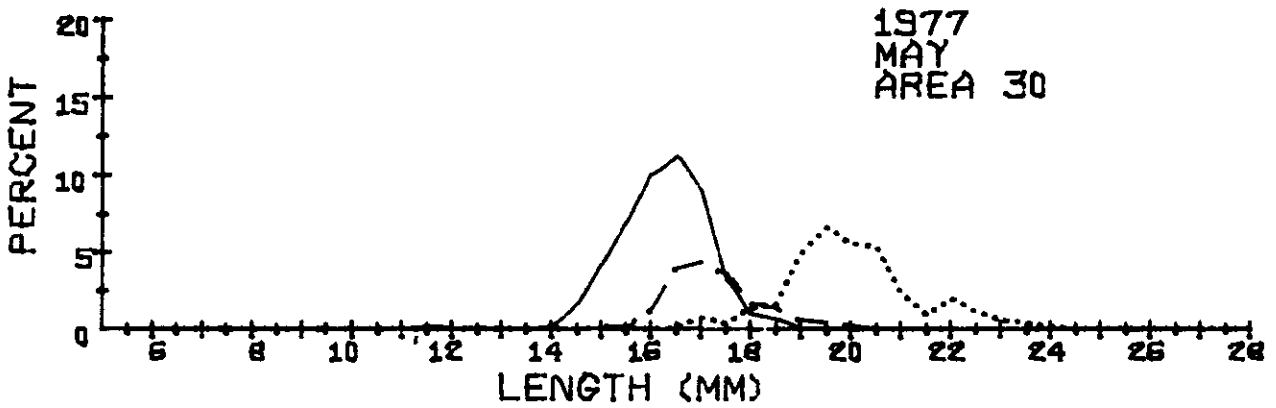
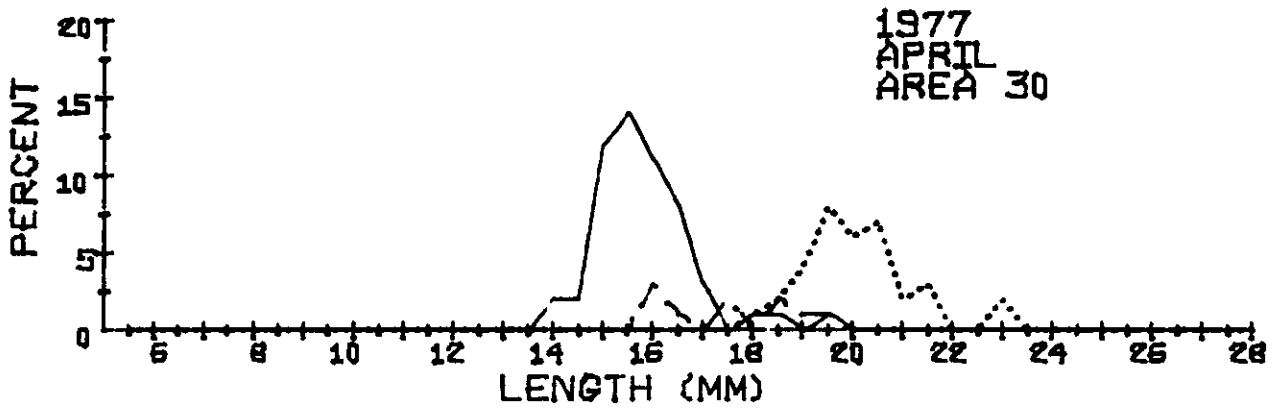
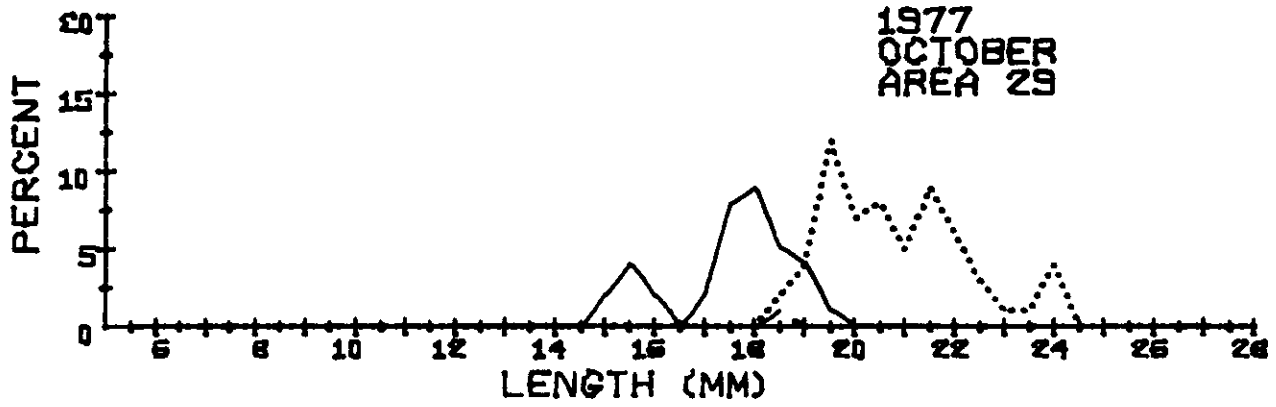
LENGTH	1977 AREA 26 MONTH 7			1977 AREA 28 MONTH 4			1977 AREA 28 MONTH 5			1977 AREA 28 MONTH 6		
	M	T	F	M	T	F	M	T	F	M	T	F
	6.0											
6.5												
7.0												
7.5												
8.0												
8.5												
9.0												
9.5												
10.0												
10.5												
11.0								1				
11.5												
12.0				1								
12.5												
13.0	1			2			1					
13.5	2						3					
14.0	2						5			3		
14.5	5						9			4		
15.0	8						3			10		
15.5	7			1			3			4		
16.0	7	1		1			3			2		
16.5	13			1	1		6	1		5		
17.0	14	1		2			10	1		3	1	
17.5	8	6	4	9			15	1	1	6		
18.0	11	7	6	12	3	1	29	3	2	20	2	
18.5	11	5	6	6	3		27	12	5	30	5	
19.0	22	4	6	2	1	2	27	12	8	15	11	1
19.5	26	5	10		1	1	4	11	11	12	9	5
20.0	25	6	16		3	2	1	6	12	2	10	10
20.5	11	8	16		1	3		2	13	1	12	7
21.0	6	15	9		2	8		2	16		7	12
21.5		6	25			9		2	13		4	16
22.0		5	20			7		3	21		2	16
22.5		5	11			11		1	10		2	12
23.0		6	23			2		1	13			19
23.5		2	17			1			6			16
24.0		1	13			1			2			5
24.5			1						2			3
25.0						1						2
25.5												
26.0												
26.5												
27.0												
27.5												
28.0												
SUBTOTAL	179	83	183	37	15	49	147	58	135	117	65	124
TOTAL		445			101			340			306	
NO SAMPLES		4			1			3			3	
SHRIMP/LB		86.8			92.6			87.5			88.0	



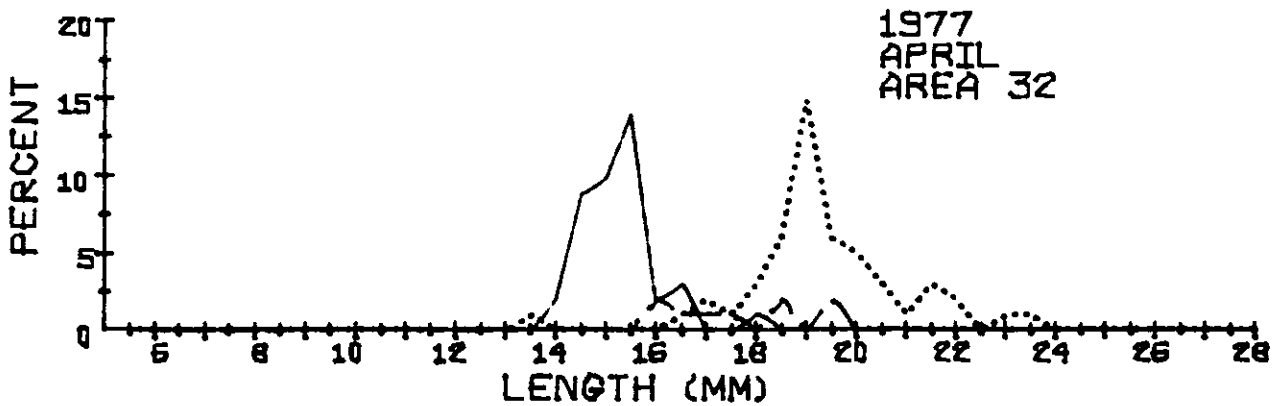
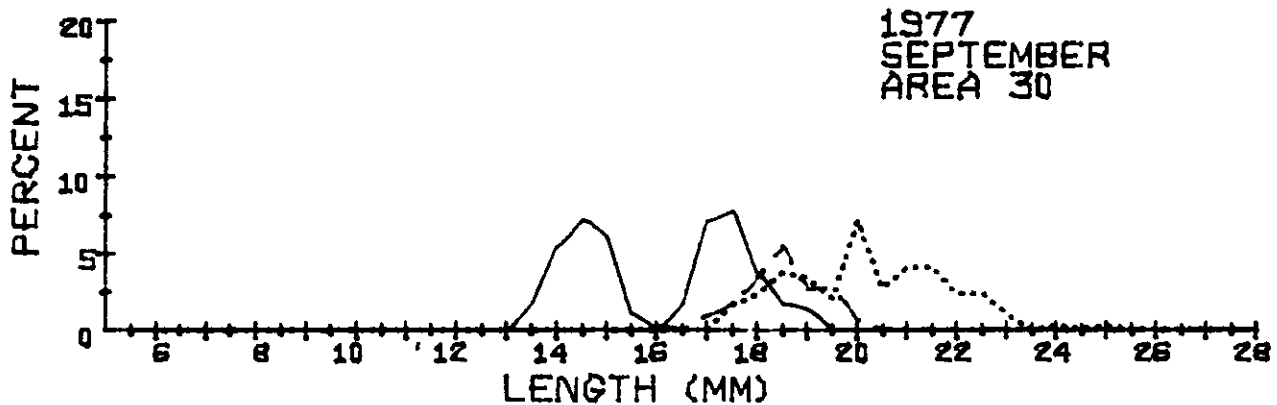
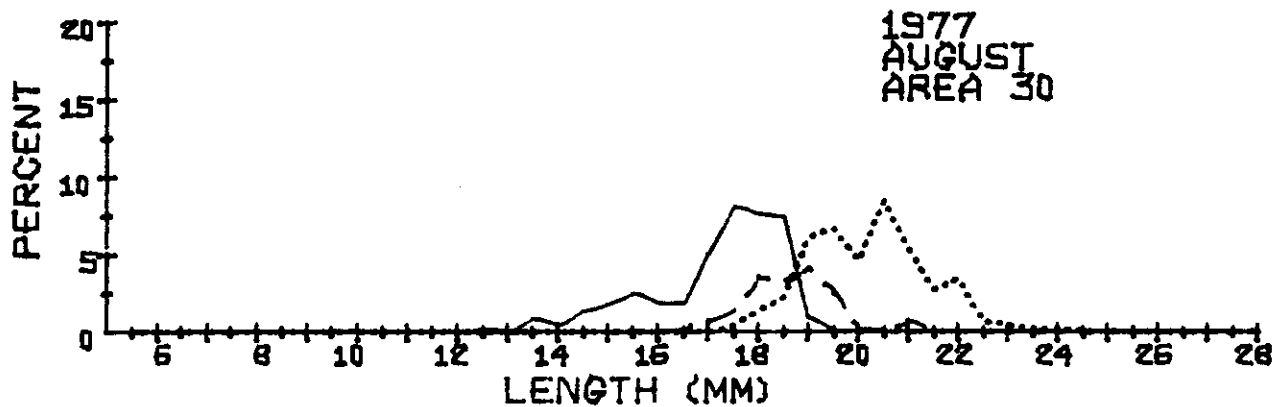
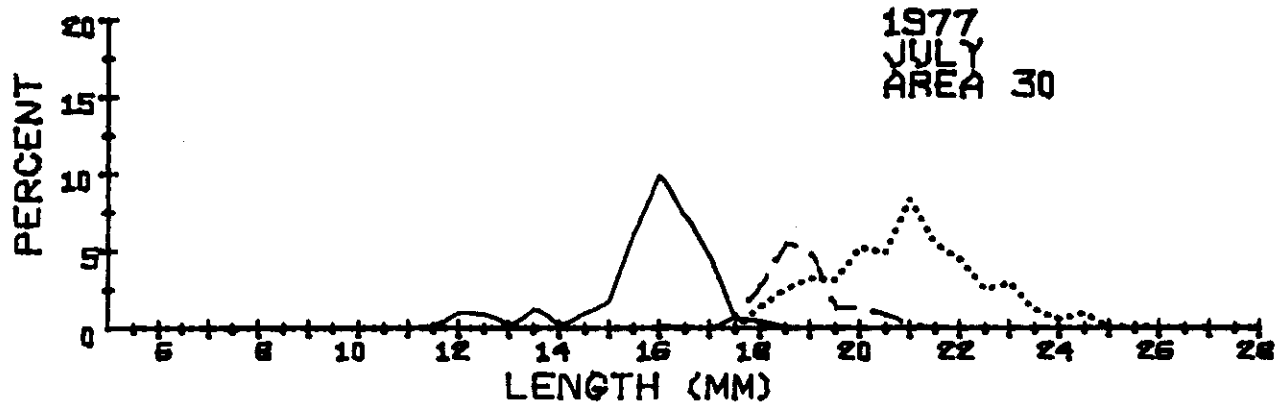
LENGTH	1977 AREA 28 MONTH 7			1977 AREA 28 MONTH 8			1977 AREA 28 MONTH 10			1977 AREA 29 MONTH 4		
	M	T	F	M	T	F	M	T	F	M	T	F
	6.0											
6.5												
7.0												
7.5												
8.0												
8.5												
9.0												
9.5												
10.0												
10.5												
11.0												
11.5												
12.0												
12.5												
13.0												
13.5				1						1		
14.0	2									1		
14.5	2			5						13		
15.0	5			8						23		
15.5	4			11			1			61		
16.0	6	1		13						81	4	
16.5				5			5			58	7	3
17.0	2			8			8			24	12	1
17.5	7			4	3		11			12	7	
18.0	8	2		14	4		13			2	1	7
18.5	21	1		25	9		5				6	7
19.0	27	8	3	38	11	10	8				3	16
19.5	20	9	2	33	13	11	4		10	1	3	17
20.0	9	18	7	14	20	11	14		11			19
20.5		9	16	1	14	21	25		11			8
21.0		11	5		6	21	38	3	21			4
21.5		4	11		10	19	33	4	21			4
22.0		4	15		2	29	14	9	19			1
22.5		3	15		2	31	1	11	29			5
23.0		2	19		1	31		13	31			
23.5			17		1	30		20	31			2
24.0		2	12			18		14	30			
24.5			5		1	4		6	18			
25.0			2			2		10	4			
25.5						1		2	2			
26.0								2	1			
26.5								1				
27.0								1				
27.5												
28.0								1				
SUBTOTAL	113	74	129	180	97	239	180	97	239	277	43	94
TOTAL		316			516			516			414	
NO SAMPLES		3			5			2			4	
SHRIMP/LB		77.7			84.3			179.8			140.2	



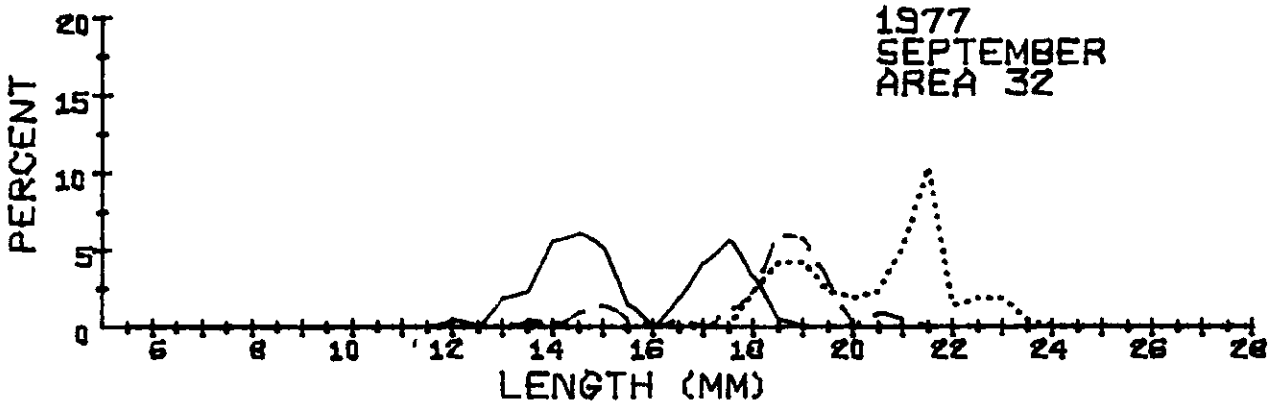
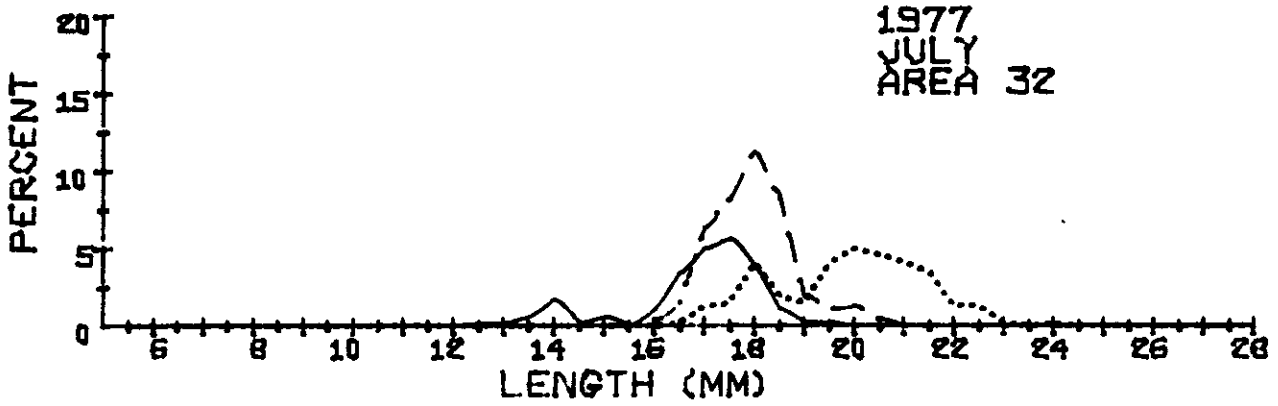
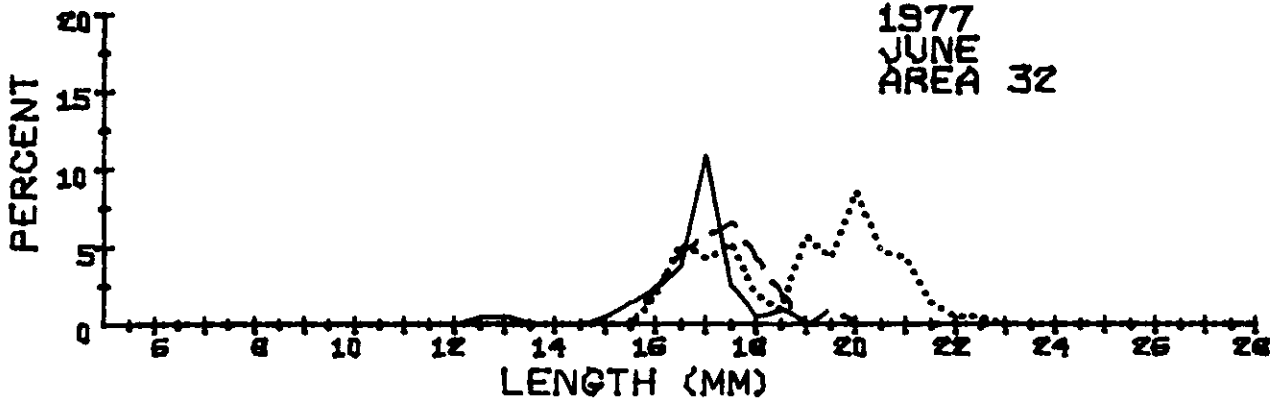
LENGTH	1977 AREA 29 MONTH 6			1977 AREA 29 MONTH 7			1977 AREA 29 MONTH 8			1977 AREA 29 MONTH 9		
	M	T	F	M	T	F	M	T	F	M	T	F
	6.0											
6.5												
7.0												
7.5												
8.0												
8.5												
9.0												
9.5												
10.0												
10.5												
11.0												
11.5												
12.0												
12.5												
13.0								1				
13.5												
14.0								1				
14.5				1								
15.0				3								
15.5				1								
16.0	1			4								
16.5	4			3			3	2				
17.0	8	1		7			9	1				
17.5	15	7		13	1	2	10	5				
18.0	11	4	1	8			14	6	2	1		
18.5	6	5	1	9	3		21	9	4	3		
19.0	9	5	2	8	3	2	8	8	3	6		
19.5	3	6	2	4	5	1	2	6	13	3	2	
20.0		3	7	3	5	8	2	3	5	3	1	3
20.5		2	8	1	3	4		4	7		5	7
21.0			19		1	12		2	12		1	7
21.5			16		4	19			9		1	9
22.0			17		2	13		1	19			6
22.5			14		1	8			9			9
23.0			15		1	8			7		1	11
23.5			6			9			7			7
24.0			4			4			2			5
24.5			2			4			1			3
25.0						1						1
25.5									1			
26.0												
26.5												
27.0												
27.5												
28.0												
SUBTOTAL	57	33	114	65	29	95	71	47	101	16	11	68
TOTAL		204			189			219			95	
NO SAMPLES		2			2			2			1	
SHRIMP/LB		79.1			78.6			90.6			65.9	



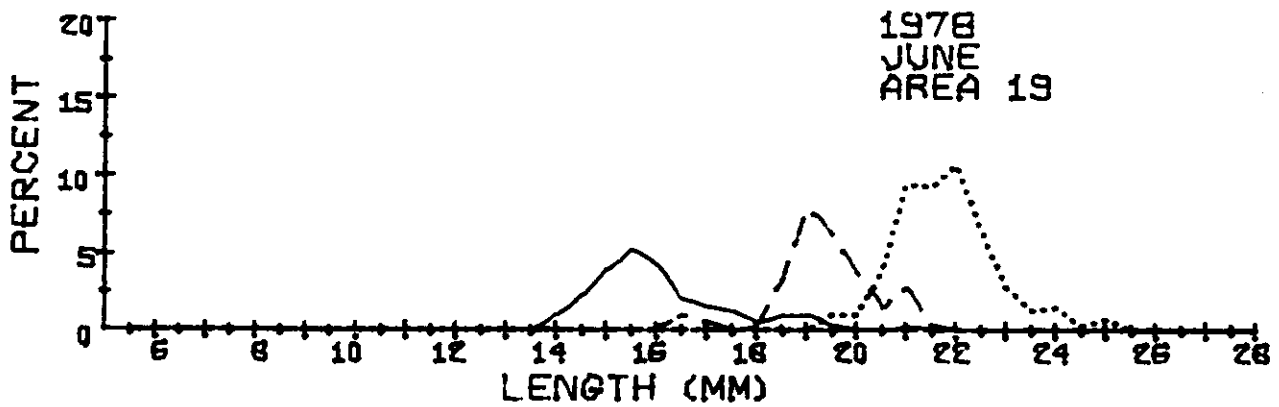
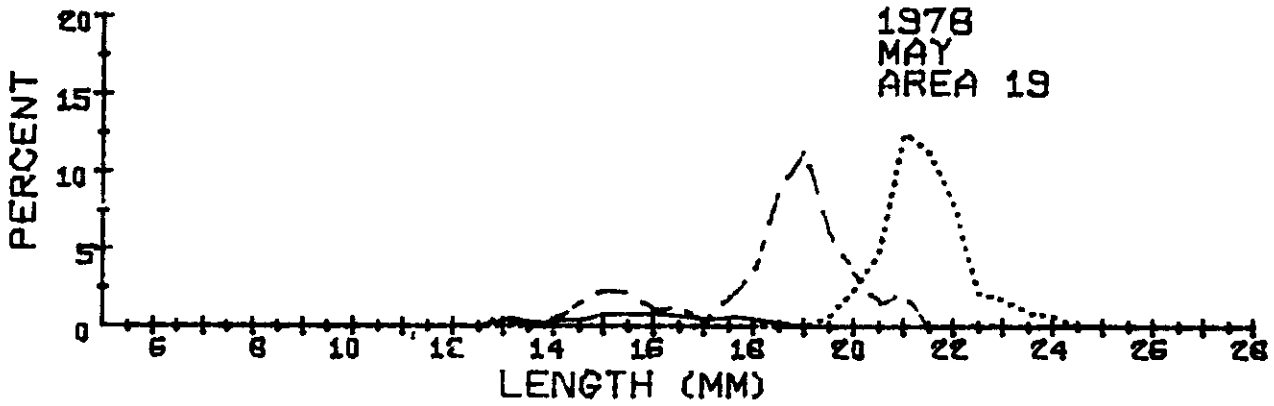
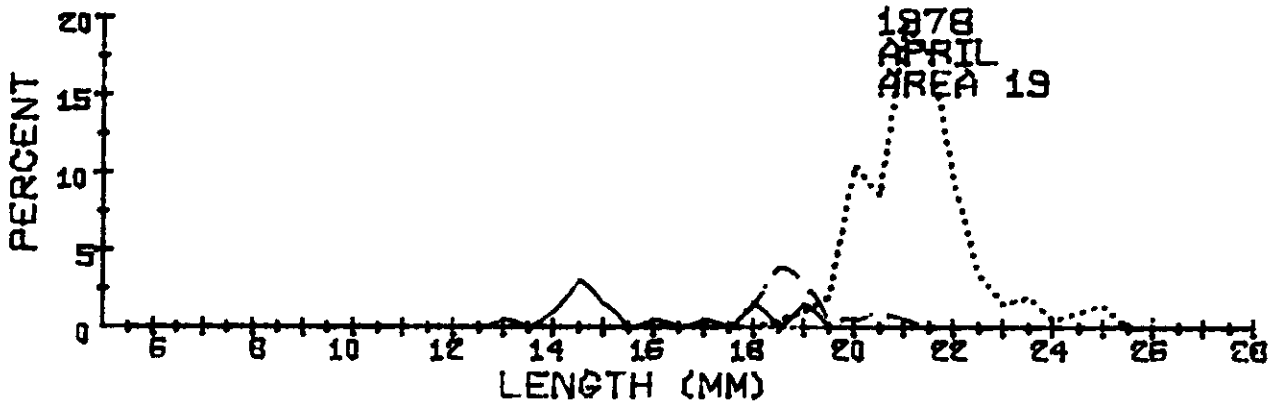
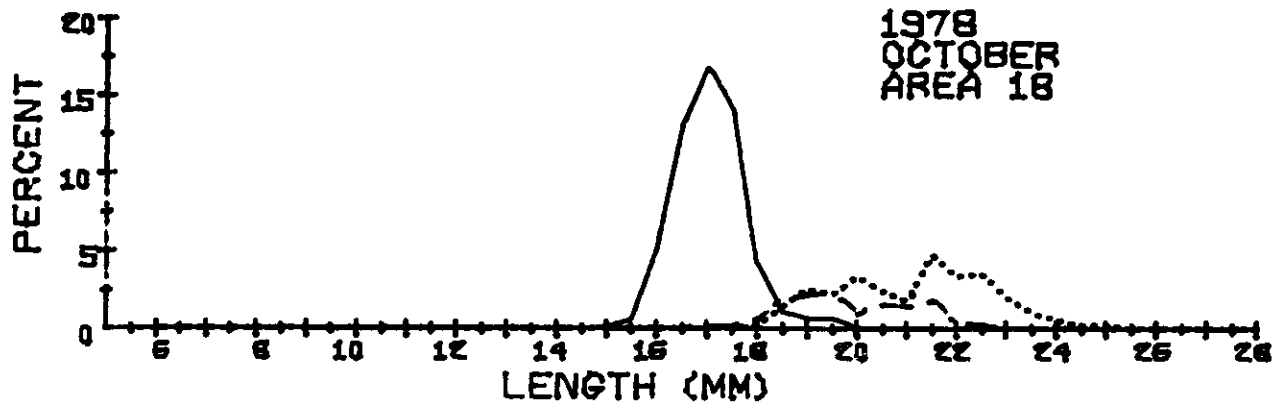
LENGTH	1977 AREA 29 MONTH 10			1977 AREA 30 MONTH 4			1977 AREA 30 MONTH 5			1977 AREA 30 MONTH 6			
	M	T	F	M	T	F	M	T	F	M	T	F	
	6.0												
6.5													
7.0													
7.5													
8.0													
8.5													
9.0													
9.5													
10.0													
10.5													
11.0													
11.5								1			1		
12.0											2		
12.5											4		
13.0											4		
13.5											6		
14.0				2				1			1		
14.5				2				9			2		
15.0	2			12			23	1			4		
15.5	4			14			38	1			9	1	
16.0	2			11	3		55	7			34	5	
16.5				8	1		61	22	1		46	9	2
17.0	2			3			49	24	4		45	13	3
17.5	8				2		17	19	2		42	20	2
18.0	9			1		1	5	9	8		37	24	14
18.5	5	1	2	1	2	2	3	7	9		11	21	11
19.0	4		4		1	4		3	27		4	6	14
19.5	1		12	1	1	8		2	36		1	3	11
20.0			7			6		1	30		1	7	37
20.5			8			7			29			5	34
21.0			5			2			13				29
21.5			9			3			5				29
22.0			6						11				13
22.5			3						6				10
23.0			1			2			3				9
23.5			1						2				3
24.0			4						1				1
24.5													
25.0													2
25.5													
26.0													
26.5													
27.0													
27.5													
28.0													
SUBTOTAL	37	1	62	55	10	35	262	96	187	254	114	224	
TOTAL		100			100			545			592		
NO SAMPLES		1			1			5			5		
SHRIMP/LB		85.1			124.6			130.8			111.9		



LENGTH	1977 AREA 30 MONTH 7			1977 AREA 30 MONTH 8			1977 AREA 30 MONTH 9			1977 AREA 32 MONTH 4		
	M	T	F	M	T	F	M	T	F	M	T	F
	6.0											
6.5												
7.0												
7.5												
8.0												
8.5												
9.0												
9.5												
10.0												
10.5												
11.0												
11.5	1											
12.0	5											
12.5	4			1								
13.0	1											
13.5	6			4			5					1
14.0	1			2			16			2		
14.5	5			6			21			9		
15.0	9			8			18			10		
15.5	32			11			3			14		
16.0	51	1		8				1		2	2	
16.5	37			8	1		5			3	1	1
17.0	24			22	3		21	3			1	2
17.5	3	4		35	6	2	23	5	5		1	1
18.0	2	14	7	33	15	6	11	10	7	1		3
18.5		28	13	32	14	10	5	16	11		2	6
19.0		26	17	4	18	27	4	8	10			15
19.5		7	16		11	29		8	6		2	6
20.0		7	27		1	20		2	21			5
20.5		4	25			37			8			3
21.0		1	43		3	23			12			1
21.5			28			12			12			3
22.0			23			15			7			2
22.5			13			3			7			
23.0			15			2			3			1
23.5			6			1						1
24.0			3			1			1			
24.5			5									
25.0									1			
25.5			1									
26.0												
26.5												
27.0												
27.5												
28.0												
SUBTOTAL	181	92	242	174	72	188	132	53	111	41	9	51
TOTAL		515			434			296			101	
NO SAMPLES		5			4			3			1	
SHRIMP/LB		96.7			103.5			110.8			132.4	

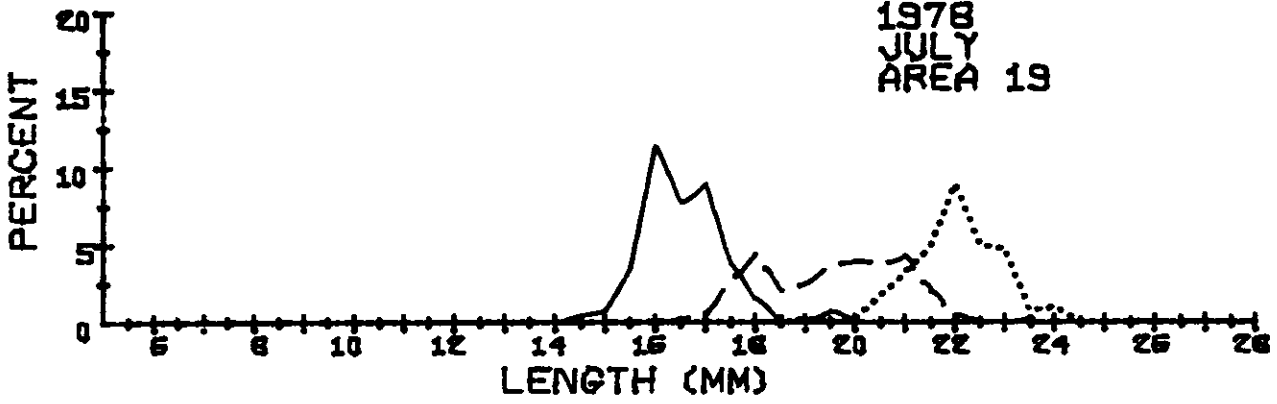


LENGTH	1977 AREA 32 MONTH 6			1977 AREA 32 MONTH 7			1977 AREA 32 MONTH 9			0 AREA 0 MONTH 0		
	M	T	F	M	T	F	M	T	F	M	T	F
	6.0											
6.5												
7.0												
7.5												
8.0												
8.5												
9.0												
9.5												
10.0												
10.5												
11.0												
11.5												
12.0								1				
12.5	1			1								
13.0	1			1				4				
13.5				3				5	1			
14.0				8				12				
14.5				1				13	2			
15.0	1			3				11	3			
15.5	3							3	1			
16.0	5	5	4	5	1							
16.5	8	10	11	16	7	1		4	1			
17.0	23	12	9	23	29	6		9				
17.5	5	14	11	26	38	7		12	2			
18.0	1	9	4	18	52	19		7	5	5		
18.5	2	4	2	5	38	9		1	13	9		
19.0			12	1	9	7			12	9		
19.5		2	9	1	5	19			6	5		
20.0			18		6	23				4		
20.5			10		2	21			2	5		
21.0			9			19			1	11		
21.5			3			16				22		
22.0			1			6				3		
22.5			1			6				4		
23.0						1				4		
23.5										1		
24.0						1						
24.5												
25.0												
25.5												
26.0												
26.5												
27.0												
27.5												
28.0												
SUBTOTAL	50	56	104	112	187	161	82	49	82	0	0	0
TOTAL		210			460			213			0	
NO SAMPLES		2			4			2			0	
SHRIMP/LB		116.6			109.8			115.8			0.0	

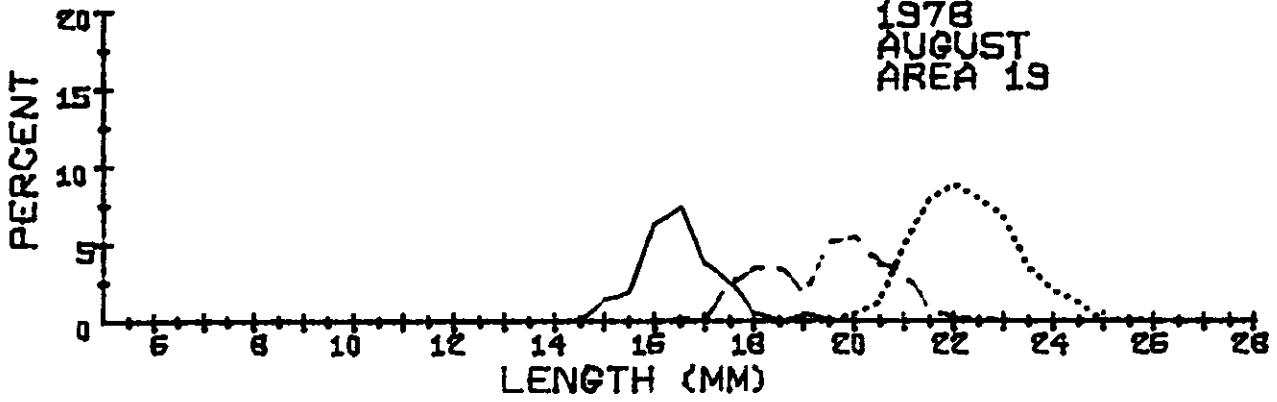


LENGTH	1978 AREA 18 MONTH 10			1978 AREA 19 MONTH 4			1978 AREA 19 MONTH 5			1978 AREA 19 MONTH 6		
	M	T	F	M	T	F	M	T	F	M	T	F
6.0												
6.5												
7.0												
7.5												
8.0												
8.5												
9.0												
9.5												
10.0												
10.5												
11.0												
11.5												
12.0												
12.5												
13.0				1			2	3				
13.5								1				
14.0				2			2	2		4		
14.5				6			2	7		9		
15.0	1			3			4	11		16		
15.5	3						4	10		21		
16.0	26			1			4	5		17	1	
16.5	67						3	6		8	4	
17.0	85	1		1			2	1		6	2	
17.5	71	1					3	9		5		
18.0	21	3	1	3	3		2	16		2	1	
18.5	5	10	7		8	1	1	41		4	13	
19.0	3	11	13	3	6	2		53		4	32	
19.5	3	12	11		1	4		28	3	1	25	4
20.0		5	17		1	21		16	11		15	4
20.5		8	12		2	17		7	22		6	15
21.0		7	9		1	39		10	58	1	11	38
21.5		9	24			35			52		1	37
22.0		2	17			19			37			43
22.5		1	18			7		1	10			26
23.0			10			3			8			11
23.5			5			4			4			5
24.0			3			1			3			6
24.5			1			2						1
25.0			1			3						3
25.5												
26.0												
26.5												
27.0												
27.5												
28.0												
SUBTOTAL	285	70	149	20	22	158	29	227	208	98	111	193
TOTAL		504			200			464			402	
NO SAMPLES		3			1			3			4	
SHRIMP/LB		101.0			83.0			99.2			92.0	

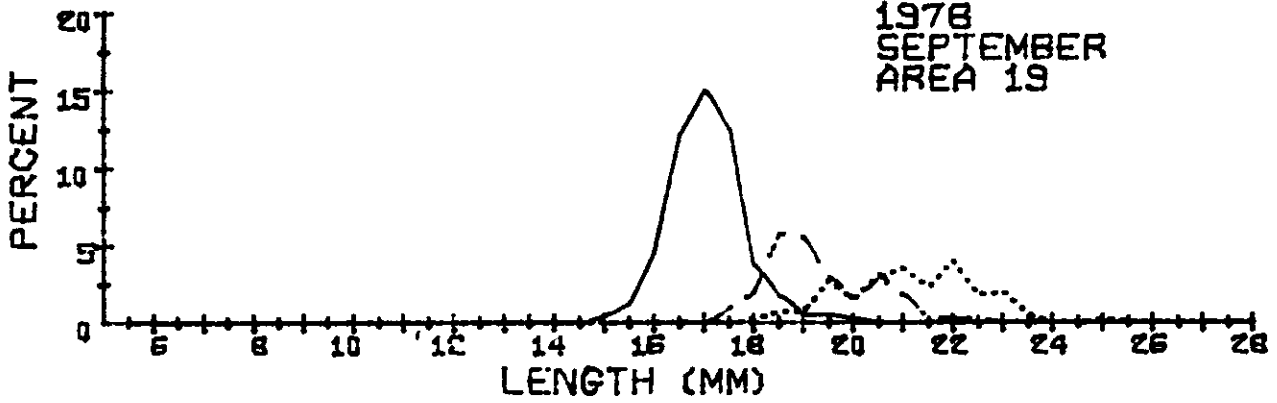
1978
JULY
AREA 19



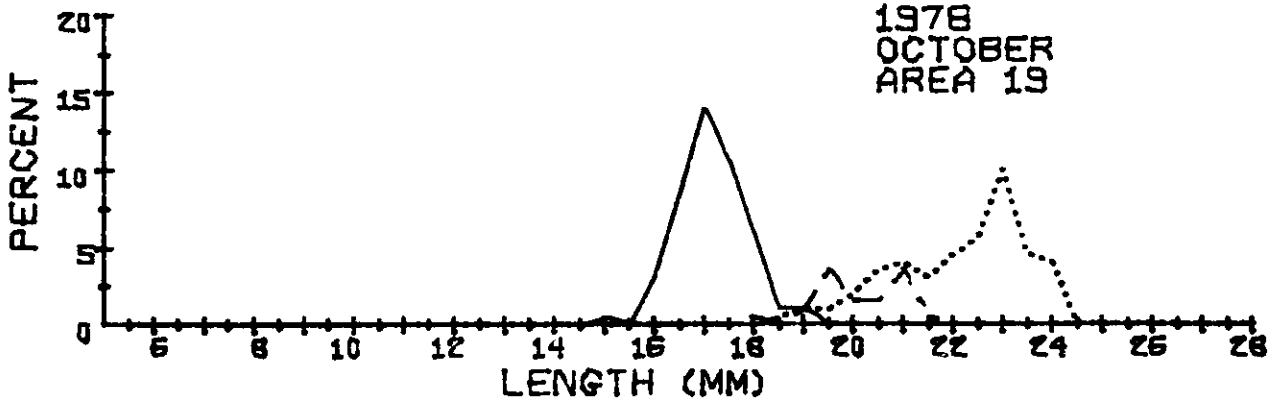
1978
AUGUST
AREA 19



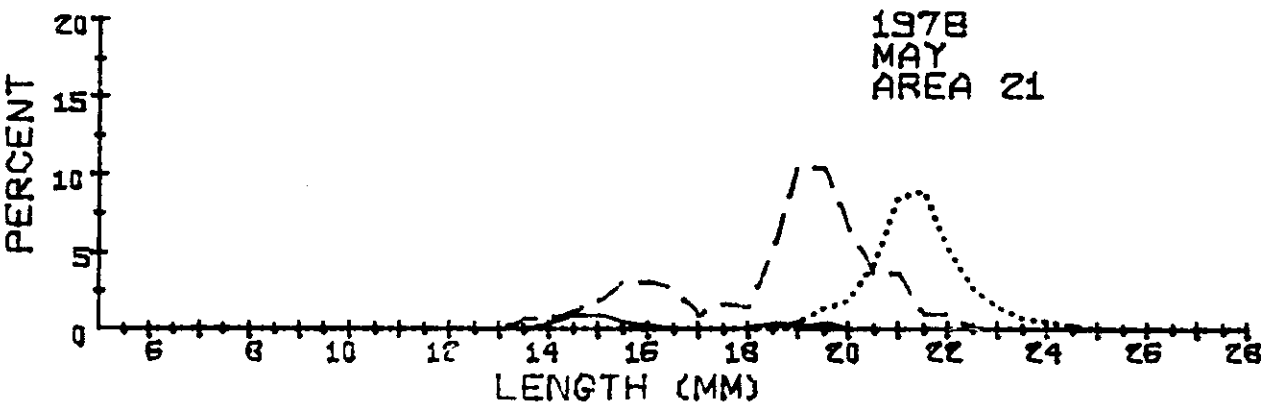
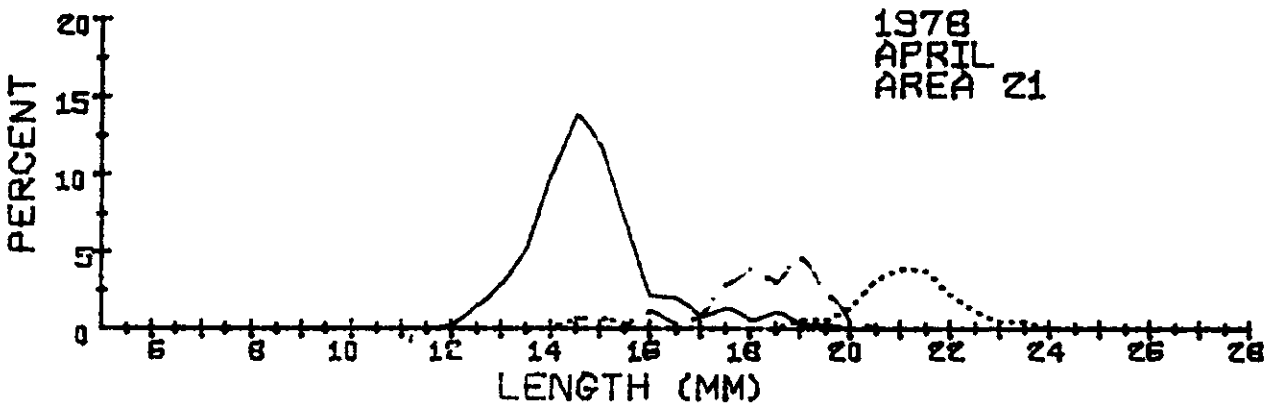
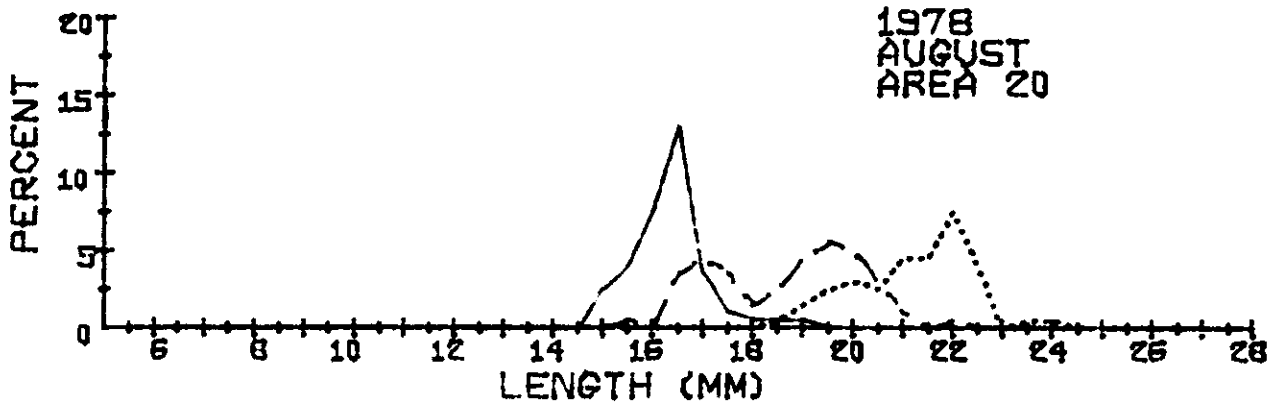
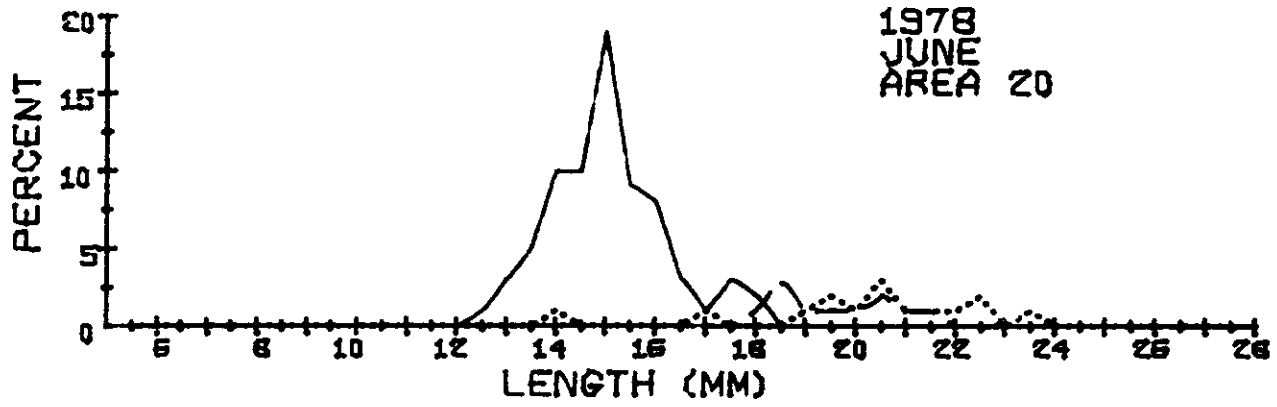
1978
SEPTEMBER
AREA 19



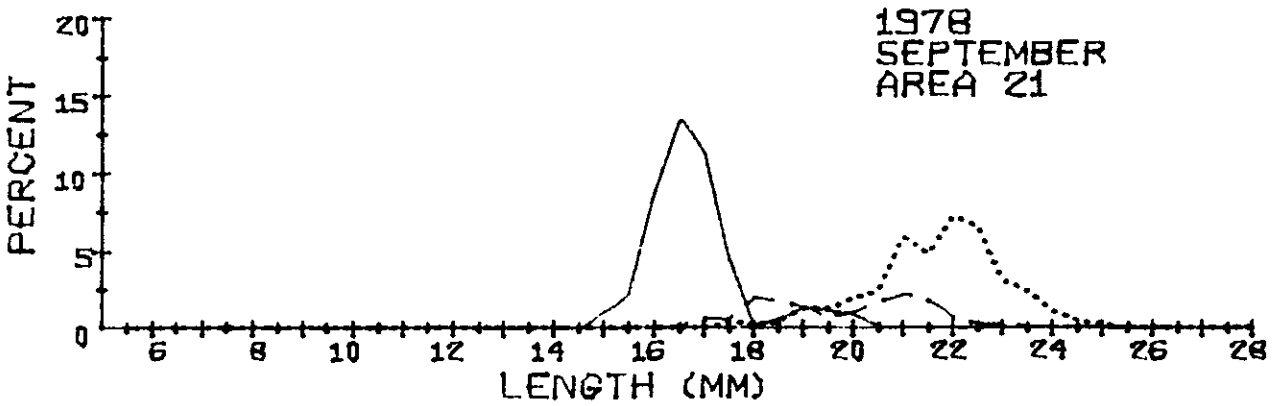
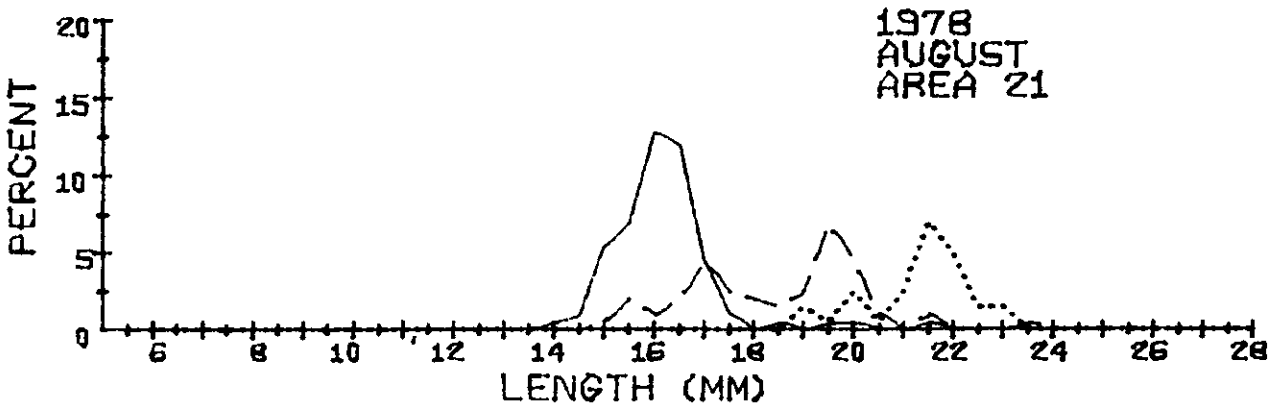
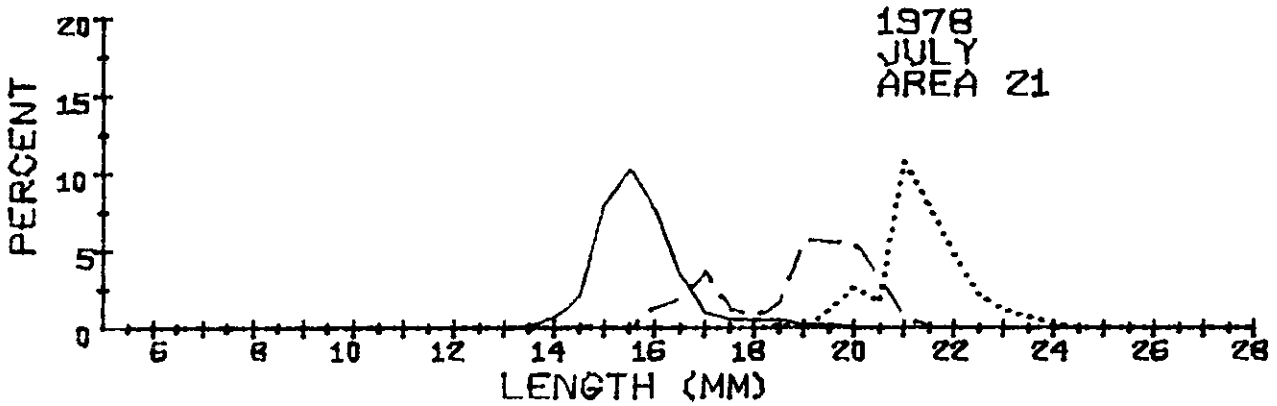
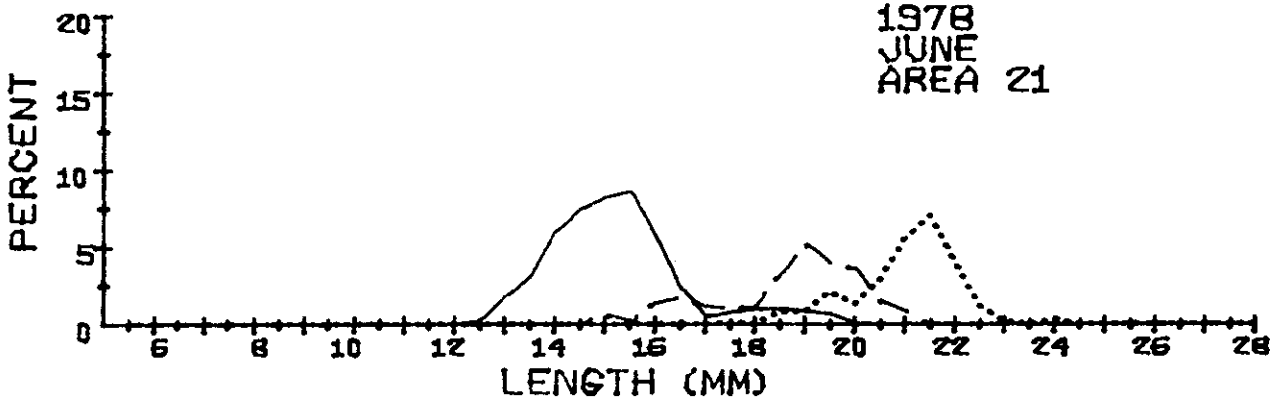
1978
OCTOBER
AREA 19



LENGTH	1978 AREA 19 MONTH 7			1978 AREA 19 MONTH 8			1978 AREA 19 MONTH 9			1978 AREA 19 MONTH 10		
	M	T	F	M	T	F	M	T	F	M	T	F
6.0												
6.5												
7.0												
7.5												
8.0												
8.5												
9.0												
9.5												
10.0												
10.5												
11.0												
11.5												
12.0												
12.5												
13.0												
13.5												
14.0												
14.5	2			1								
15.0	3			6			2			1		
15.5	14			8			5					
16.0	46			26			18			6		
16.5	31	1		30	1		49			17		
17.0	36	2		15	1		60			28		
17.5	15	11		10	10		50	4		21		
18.0	6	18		2	14		15	8	1	12	1	
18.5		8			14		7	23	3	2		1
19.0		10	1	2	7		2	22	3	2	2	2
19.5	3	15			21		2	12	11		7	2
20.0		16	1		22	2	1	6	6		3	4
20.5		15	7		15	5		12	12		3	7
21.0		17	13		13	20		7	14		7	8
21.5		8	20		3	32		1	9		1	6
22.0		2	36		1	36		1	16			9
22.5			20		1	32		1	7			11
23.0			19			27			8			20
23.5		1	3			14			2			9
24.0			4			8						8
24.5						5						
25.0									1			
25.5						1						
26.0												
26.5												
27.0												
27.5												
28.0												
SUBTOTAL	156	124	124	100	123	182	211	97	93	89	24	87
TOTAL		404			405			401			200	
NO SAMPLES		4			4			4			1	
SHRIMP/LB		102.0			86.6			107.6			85.3	

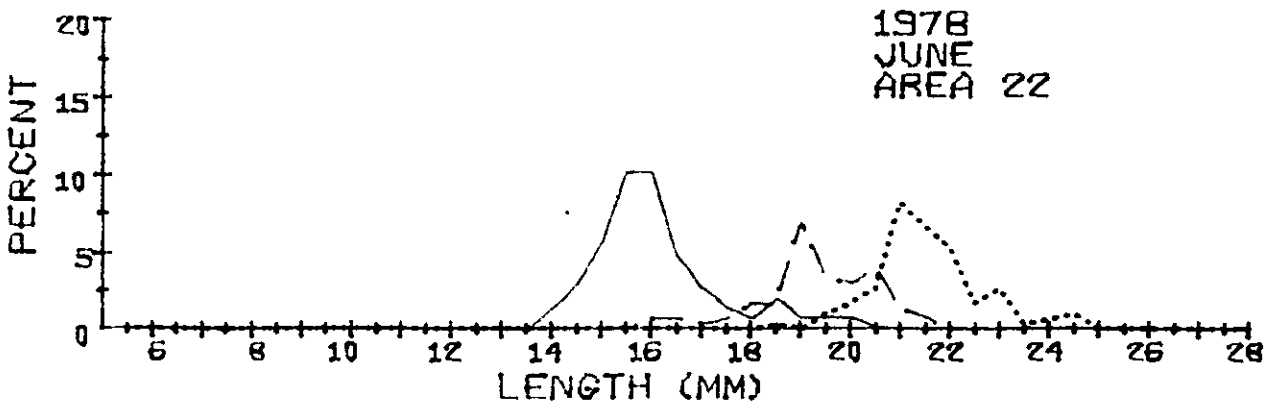
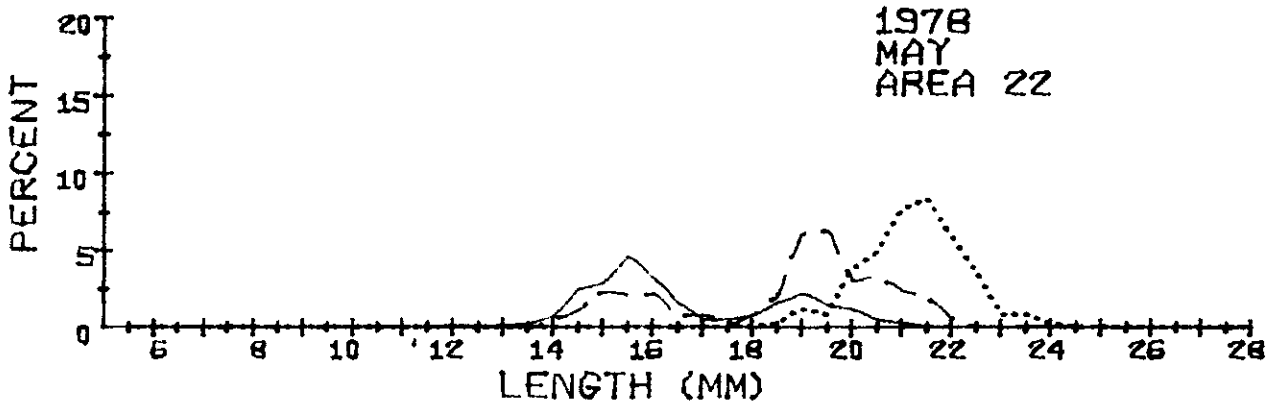
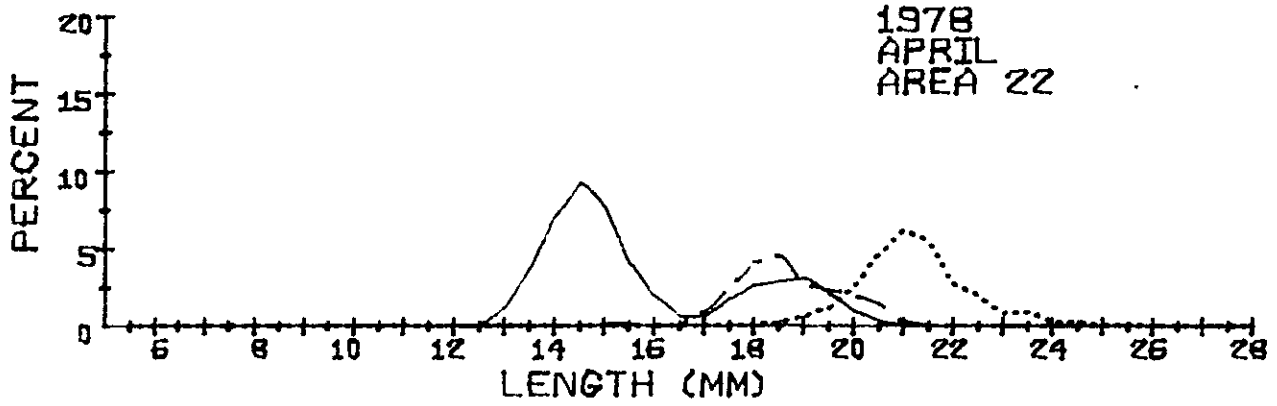
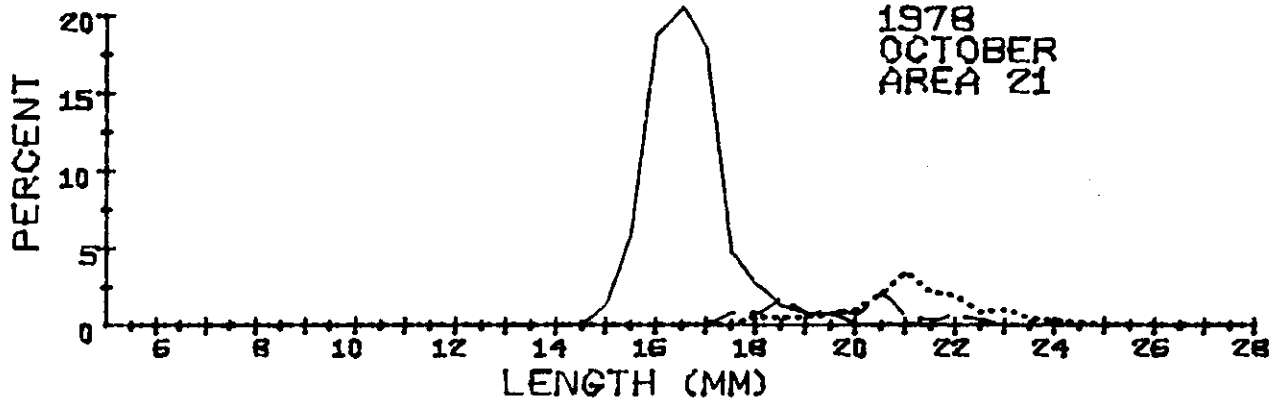


LENGTH	1978 AREA 20 MONTH 6			1978 AREA 20 MONTH 8			1978 AREA 21 MONTH 4			1978 AREA 21 MONTH 5			
	M	T	F	M	T	F	M	T	F	M	T	F	
	6.0												
6.5													
7.0													
7.5													
8.0													
8.5													
9.0													
9.5													
10.0													
10.5													
11.0													
11.5													
12.0								2					
12.5	1							11					
13.0	3							21					
13.5	5							37				3	
14.0	10		1					72	1		2	3	
14.5	10							100	5		4	5	
15.0	19			5				86	5		4	8	
15.5	9			8	1			50	2		2	13	
16.0	8			15				15	8		1	13	
16.5	3			26	7			14	2			11	
17.0	1		1	7	9			6	6			4	
17.5	3			2	7			10	21			7	
18.0	2	1		1	3			4	28		1	6	
18.5		3		1	5	1		8	22		2	22	1
19.0		1	1	1	9	3		2	34	5	1	45	2
19.5		1	2		11	5		2	18	4	2	44	6
20.0		1	1		10	6			4	10		28	8
20.5		2	3		6	5				23		15	18
21.0		1	1		2	9				28		15	36
21.5		1	1			9				27		4	38
22.0			1		1	15				16		4	22
22.5			2			8				8			11
23.0										3			6
23.5			1							3			3
24.0						1							2
24.5													1
25.0													
25.5													
26.0													
26.5													
27.0													
27.5													
28.0													
SUBTOTAL	74	11	15	66	71	63	440	156	127	19	250	154	
TOTAL		100			200			723			423		
NO SAMPLES		1			2			4			3		
SHRIMP/LB		137.5			107.9			154.8			100.3		

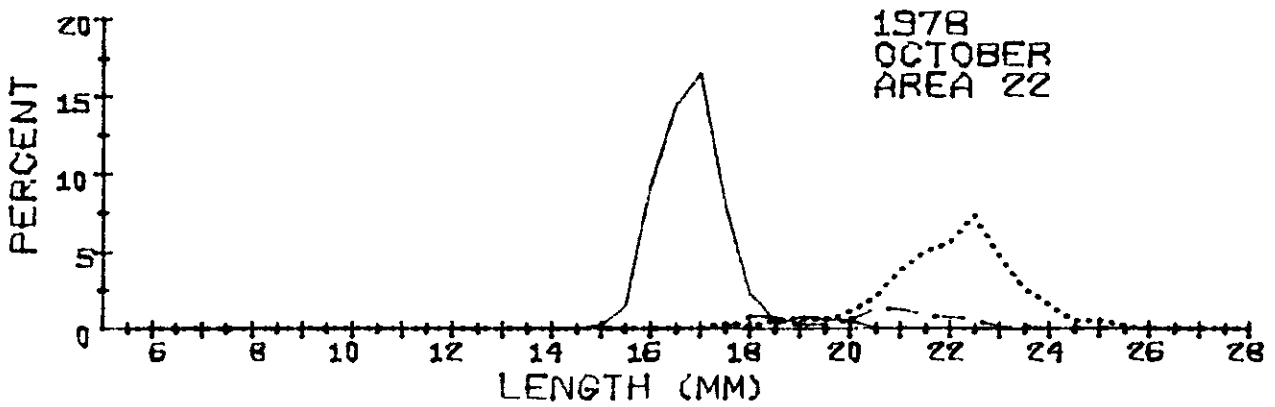
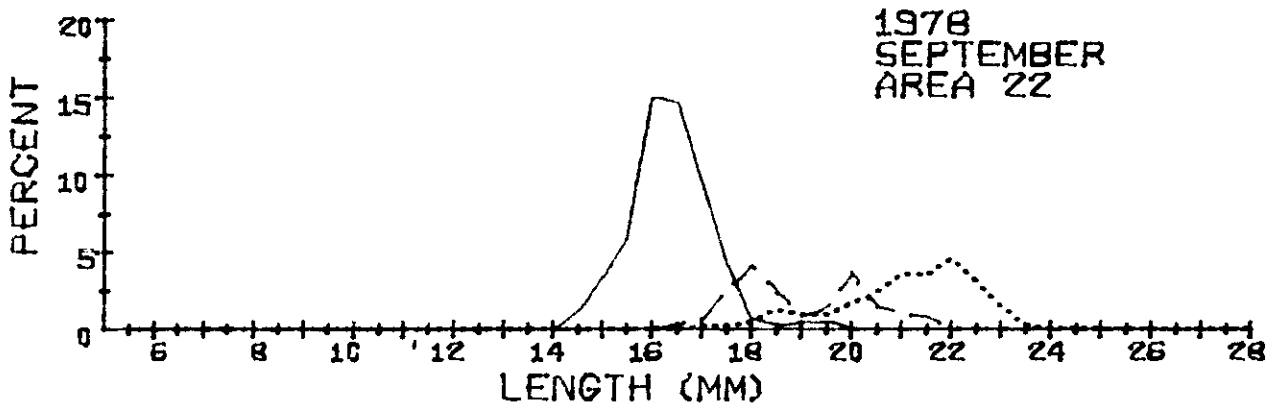
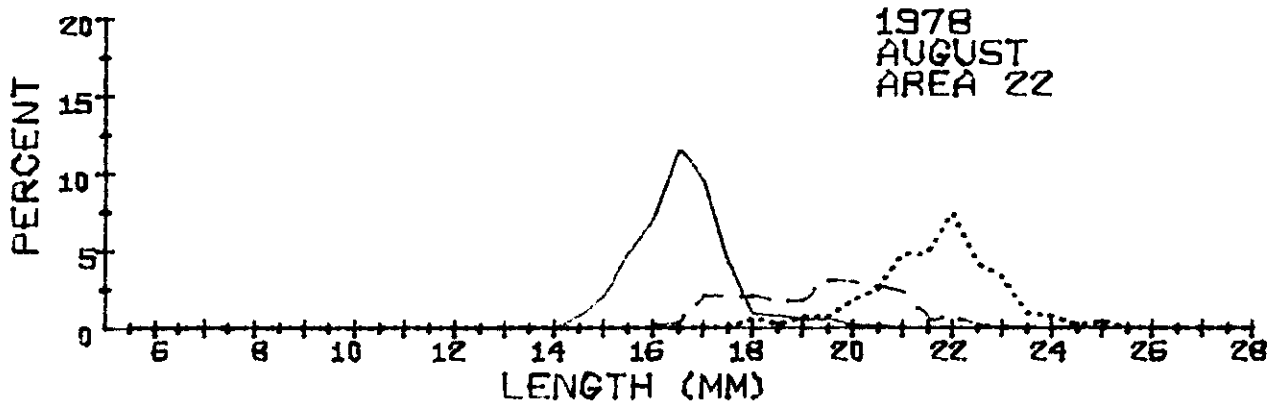
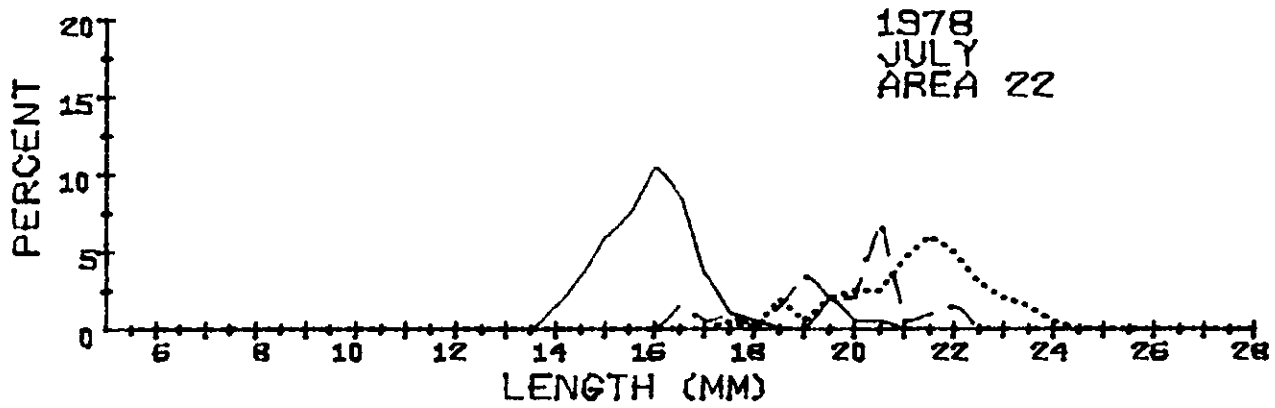


LENGTH	1978 AREA 21 MONTH 6			1978 AREA 21 MONTH 7			1978 AREA 21 MONTH 8			1978 AREA 21 MONTH 9		
	M	T	F	M	T	F	M	T	F	M	T	F
6.0												
6.5												
7.0												
7.5												
8.0												
8.5												
9.0												
9.5												
10.0												
10.5												
11.0												
11.5												
12.0												
12.5	2											
13.0	11											
13.5	19			1								
14.0	37			3				1				
14.5	46			9	1			2				
15.0	51	4		34				11	1		5	
15.5	53	1		43				14	4		10	
16.0	35	9		32	6			26	2		40	
16.5	14	11		14	8			24	4		62	1
17.0	3	7		4	15			9	9		52	3
17.5	5	6	1	2	5			2	5		20	3
18.0	6	7		2	3				4		1	9
18.5	6	20	5	2	7	1		1	3		3	8
19.0	5	32	5	1	24				5	3	6	6
19.5	4	24	13	1	23	5		1	14	1	5	3
20.0		22	8		23	11		1	9	5	4	5
20.5		9	18		13	7			2	1		8
21.0		5	34		3	45				5		10
21.5			43			33		1	2	14		8
22.0			25			20				10		3
22.5			7			9				3		1
23.0			1			5				3		1
23.5						3			1			
24.0			2			1						
24.5												
25.0												
25.5												
26.0												
26.5												
27.0												
27.5												
28.0												
SUBTOTAL	297	157	162	148	131	140	93	65	45	208	69	182
TOTAL		616			419			203			459	
NO SAMPLES		6			4			2			3	
SHRIMP/LB		122.7			111.7			114.8			92.1	

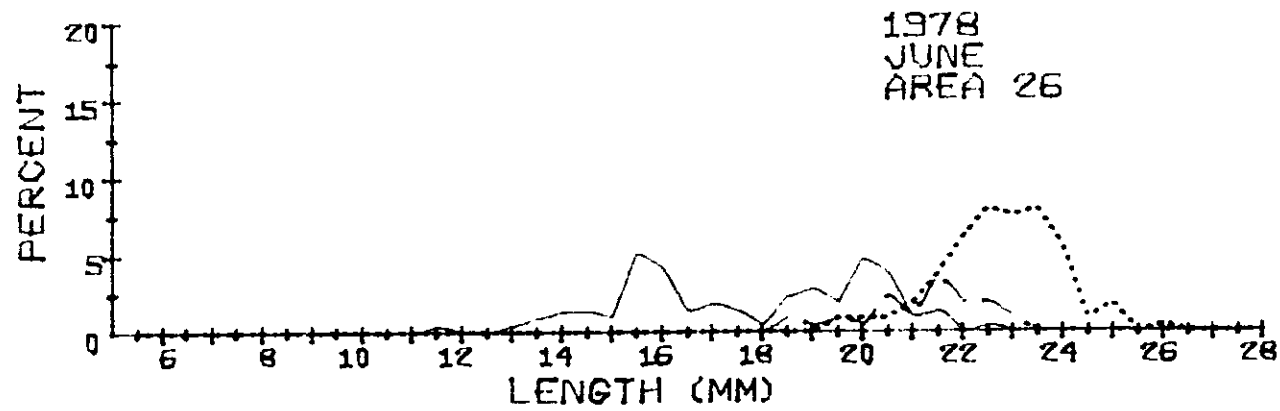
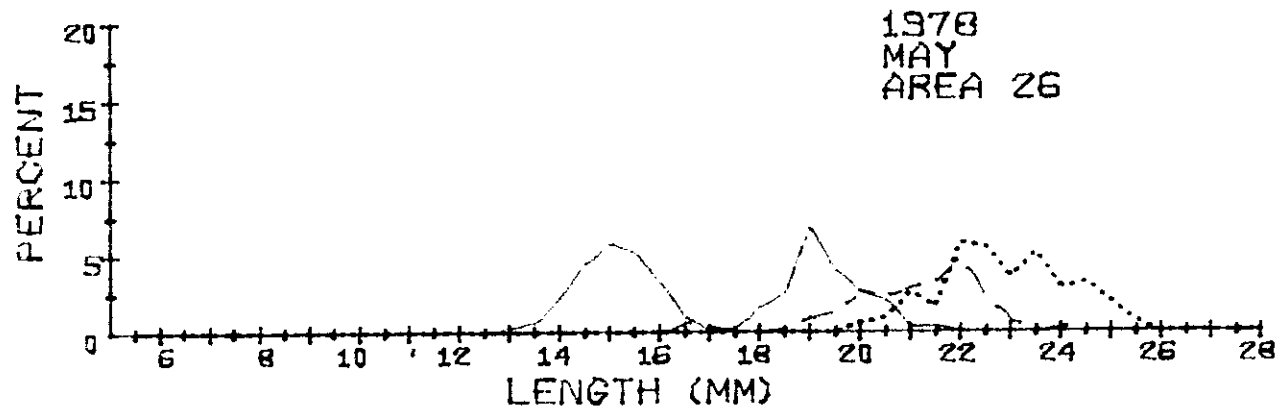
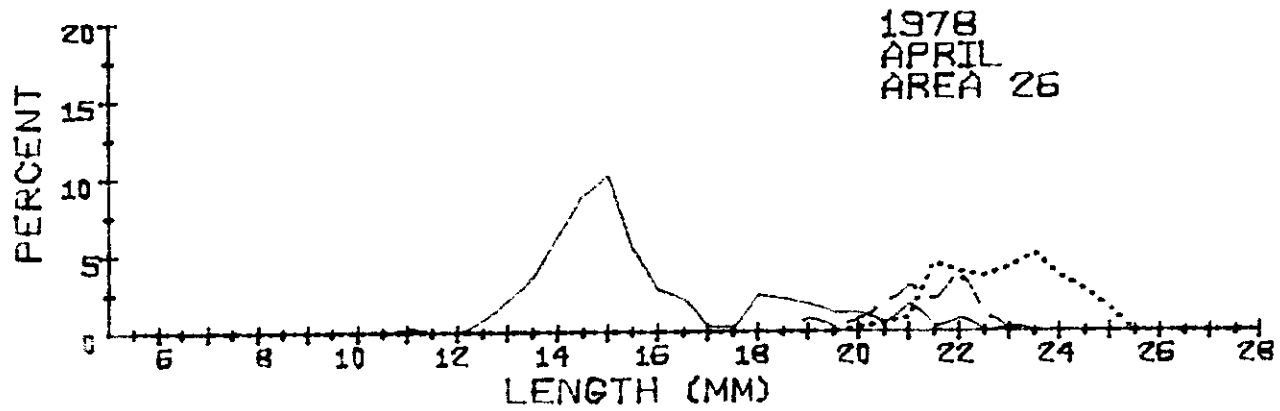
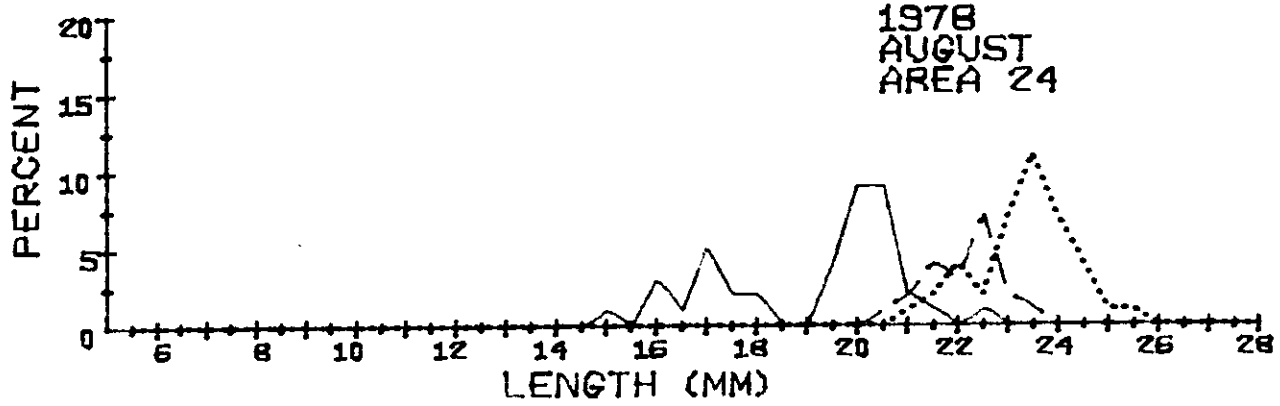
-248-



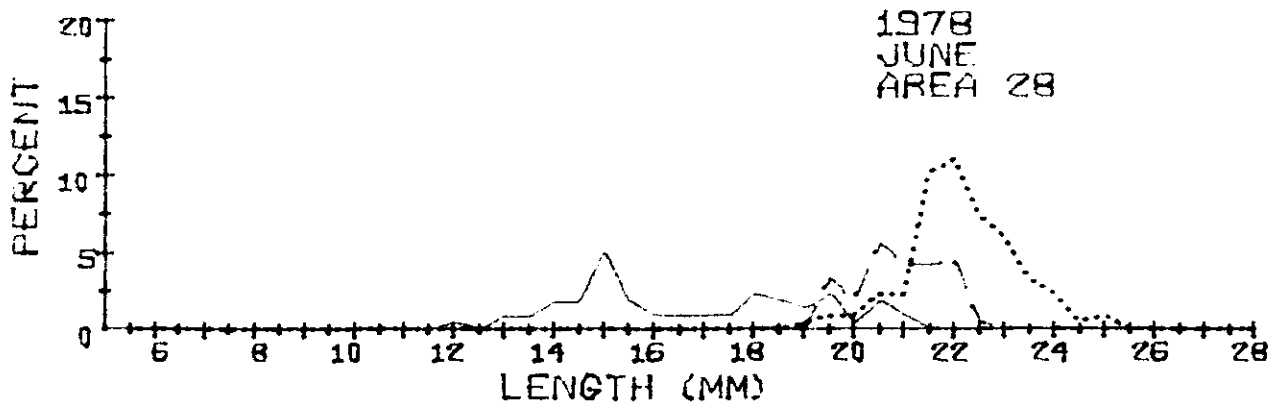
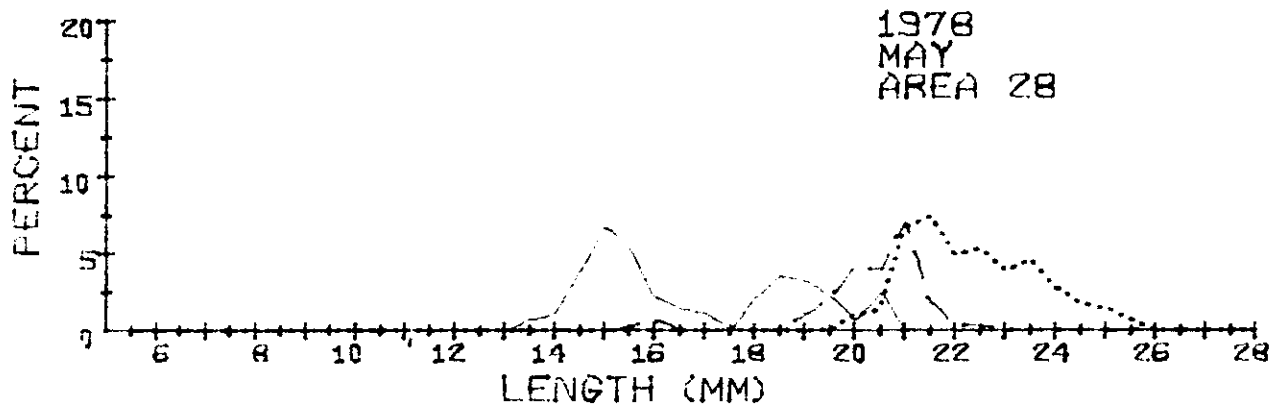
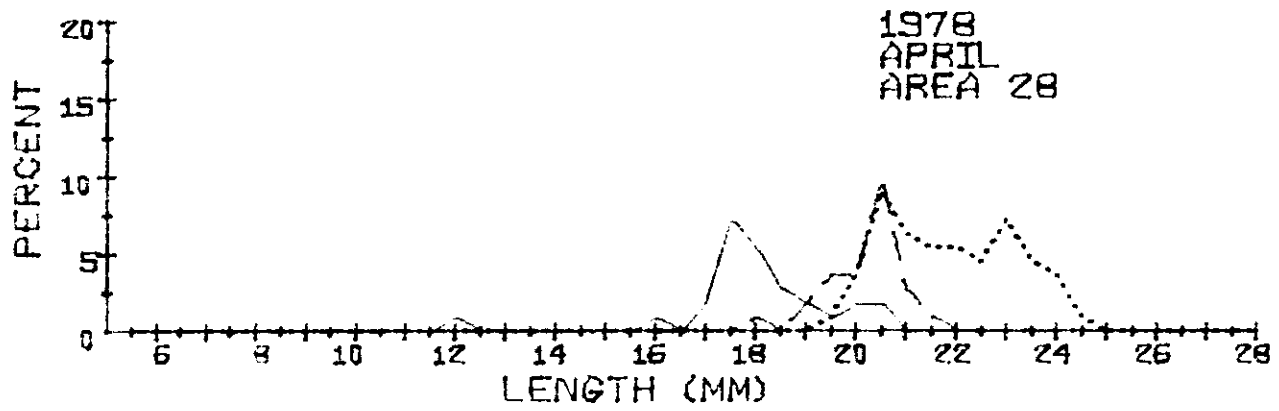
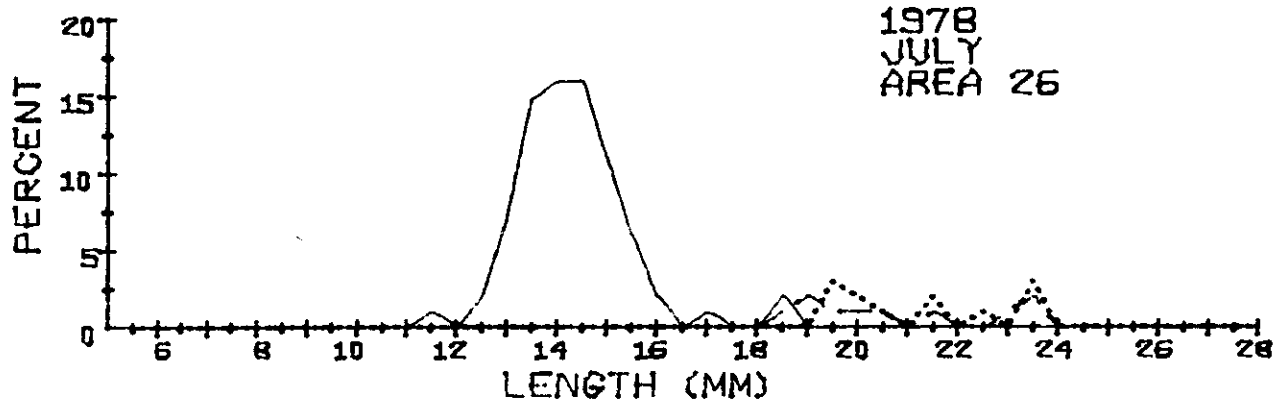
LENGTH	1978 AREA 21 MONTH 10			1978 AREA 22 MONTH 4			1978 AREA 22 MONTH 5			1978 AREA 22 MONTH 6		
	M	T	F	M	T	F	M	T	F	M	T	F
	6.0											
6.5												
7.0												
7.5												
8.0												
8.5												
9.0												
9.5												
10.0												
10.5												
11.0												
11.5												
12.0				1			1					
12.5				2								
13.0				18			1					
13.5				53			2					
14.0				101			5	3		4		
14.5	1			133			18	8		9		
15.0	9			111	3		21	17		17		
15.5	41			58	2		33	15		31		
16.0	131			27			23	16		31	2	
16.5	143			8	1		11	5		14	2	
17.0	124	1		10	14		3	6		8	1	
17.5	32	6		26	36	1	4	1		4	2	
18.0	18	5	4	39	59	2	6	6	1	2	5	
18.5	8	12	3	43	66	3	12	15	2	6	5	1
19.0	5	5	4	45	39	10	16	44	9	2	21	
19.5	5	7	5	29	33	17	10	45	6	2	10	3
20.0		5	7	14	29	36	8	22	27	2	9	5
20.5	1	14	14	4	20	67	3	24	35		12	8
21.0	1	4	24		4	89	2	17	55		4	25
21.5		2	15	1		79		14	60		2	20
22.0		5	13			39		4	42			16
22.5		2	6			28			26			5
23.0			7			12		1	6			8
23.5			3			14			6			1
24.0			2			4			2			2
24.5			1			4						3
25.0						1						
25.5						2						
26.0												
26.5												
27.0												
27.5												
28.0												
SUBTOTAL	519	68	108	723	306	408	179	263	277	132	75	97
TOTAL		695			1437			719			304	
NO SAMPLES		3			10			7			3	
SHRIMP/LB		125.2			112.1			98.9			111.7	



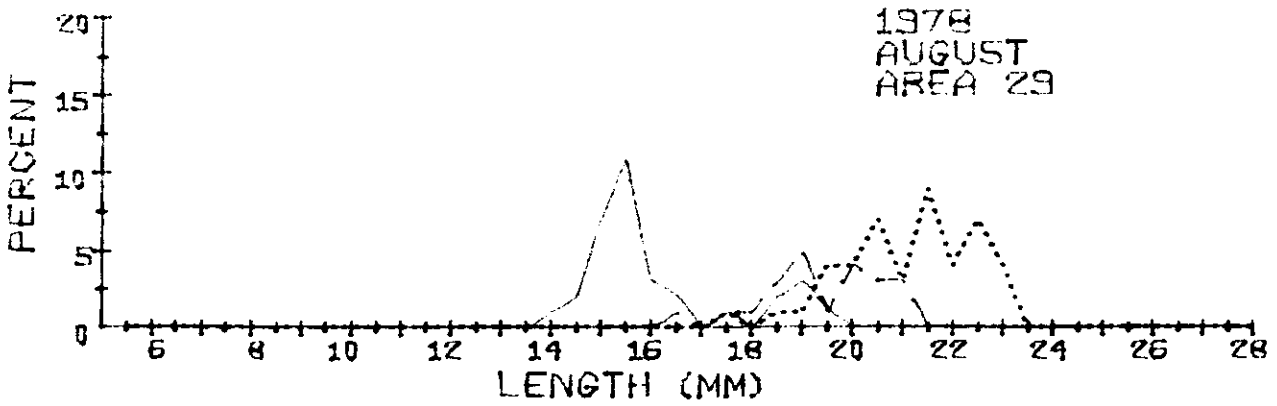
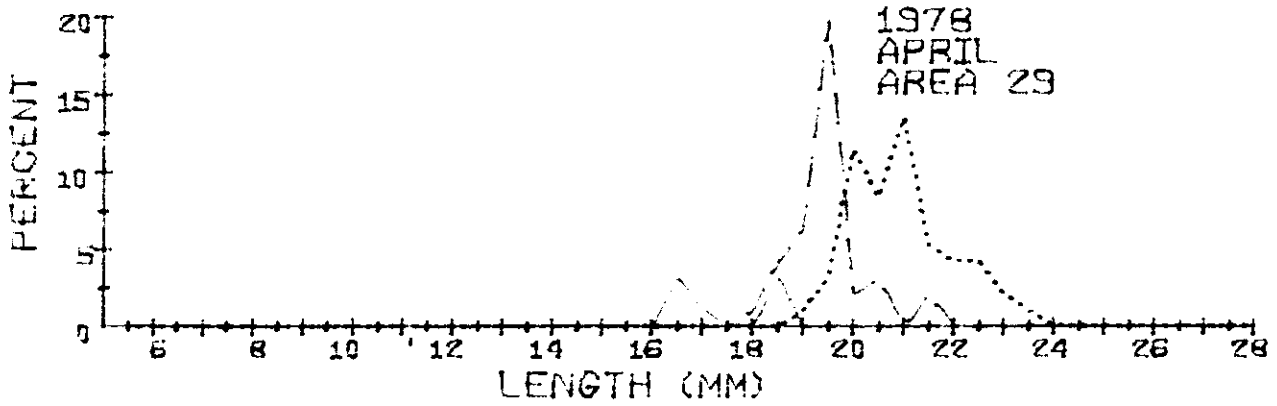
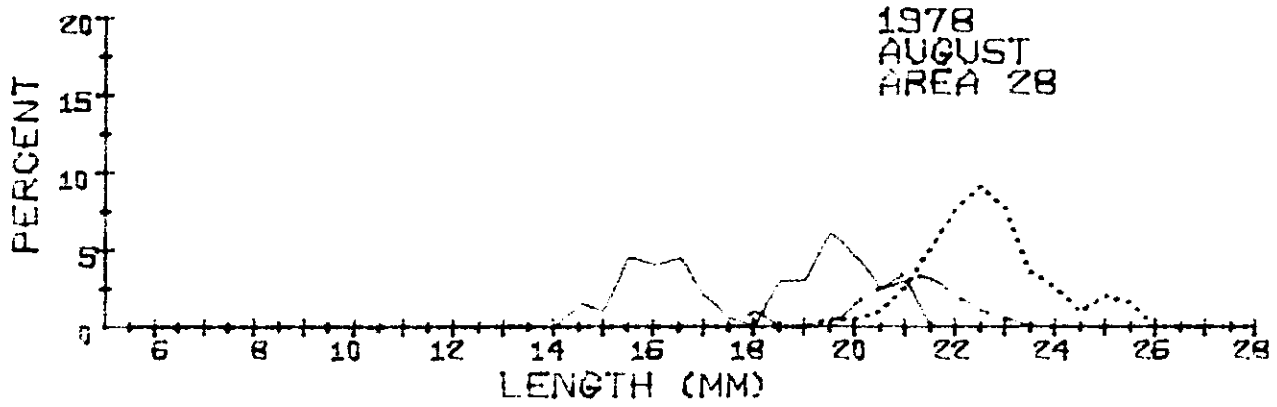
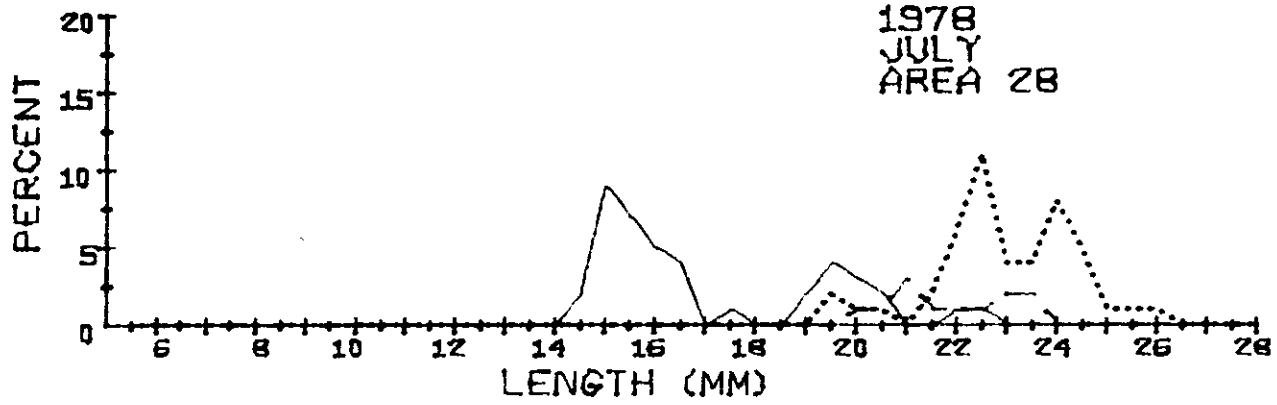
LENGTH	1978 AREA 22 MONTH 7			1978 AREA 22 MONTH 8			1978 AREA 22 MONTH 9			1978 AREA 22 MONTH 10		
	M	T	F	M	T	F	M	T	F	M	T	F
6.0												
6.5												
7.0												
7.5												
8.0												
8.5												
9.0												
9.5												
10.0												
10.5												
11.0												
11.5												
12.0												
12.5												
13.0												
13.5											1	
14.0	3											
14.5	7			7			9				1	
15.0	12			17			25				4	
15.5	15			40			44				19	
16.0	21			57	2		112	1		113		
16.5	17	3		94	3		109	3		177		
17.0	7	1		78	17		71	5	2	200		1
17.5	2	2	1	34	17	1	31	19	2	93	2	5
18.0	1			7	17	5	5	31	4	26	10	2
18.5		3	4	6	14	2	2	18	10	5	8	7
19.0		7	1	4	15	6	4	7	7	10	3	9
19.5	4	4	4	5	26	6	4	11	7	7	4	7
20.0	1	4	5	1	24	15		27	13	6	8	14
20.5	1	14	5	1	22	21		11	18		17	25
21.0		1	9		19	39		7	27		15	46
21.5		2	12		5	40		6	26		10	61
22.0		3	10		6	61			34		8	68
22.5			6		1	34			23		7	89
23.0			4		1	27			11		1	56
23.5			3			8			2		1	32
24.0			1			6						19
24.5						2						6
25.0						4						7
25.5												2
26.0												
26.5												
27.0												
27.5												
28.0												
SUBTOTAL	91	44	65	351	189	277	416	146	186	662	94	456
TOTAL		200			817			748			1212	
NO SAMPLES		2			8			5			8	
SHRIMP/LB		104.4			96.0			113.3			91.0	



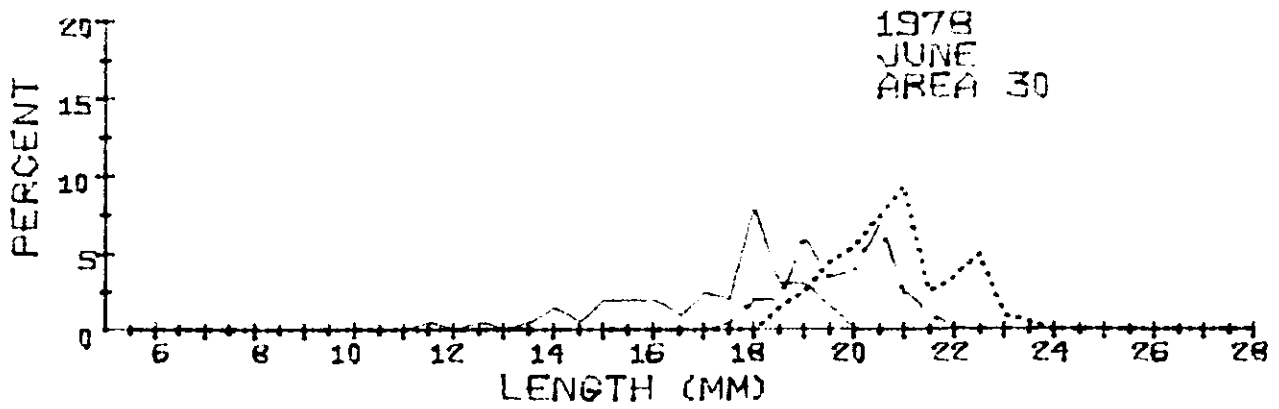
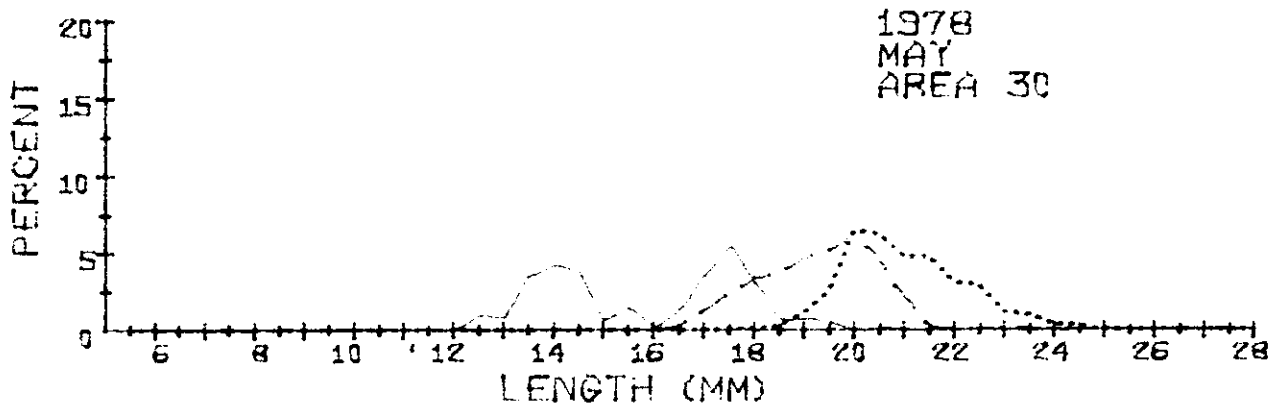
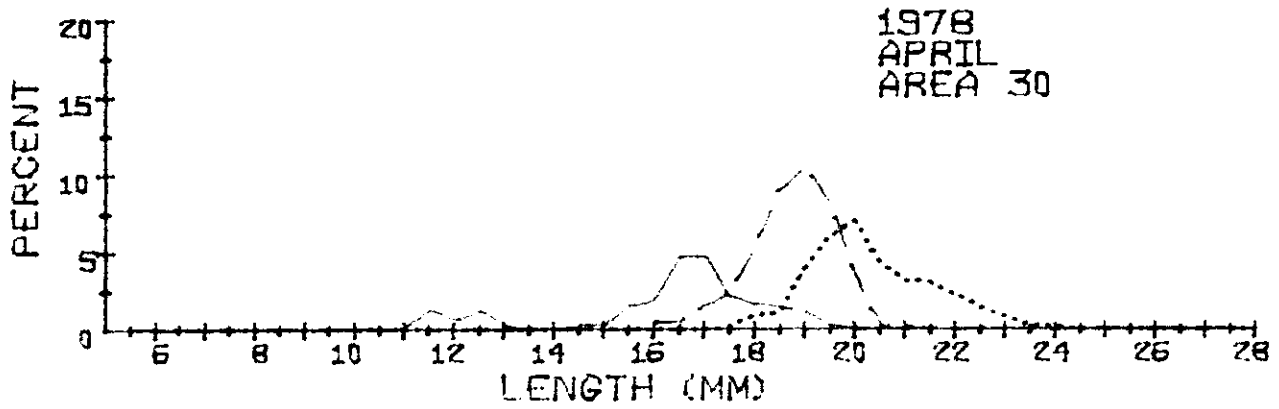
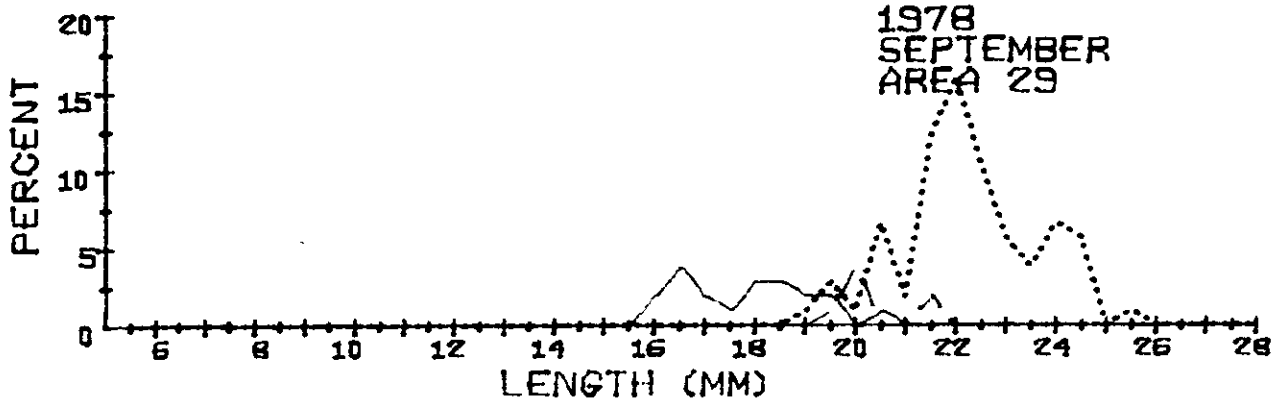
LENGTH	1978 AREA 24 MONTH 8			1978 AREA 26 MONTH 4			1978 AREA 26 MONTH 5			1978 AREA 26 MONTH 6		
	M	T	F	M	T	F	M	T	F	M	T	F
	6.0											
6.5												
7.0												
7.5												
8.0												
8.5												
9.0												
9.5												
10.0												
10.5												
11.0				1								
11.5										1		
12.0												
12.5				3								
13.0				7			1			1		
13.5				12			2			2		
14.0				21			7			3		
14.5				30			14			3		
15.0	1			34			18			2		
15.5				18			16			11		
16.0	3			9			10			9		
16.5	1			7			3	2		3		
17.0	5			1				1		4		
17.5	2			1			1			3		
18.0	2			8			5			1		
18.5				7			8	1		5	2	
19.0				6	3		21	3		6	1	
19.5	4			4	1		12	4		4	2	2
20.0	9			4	3	1	8	8	2	10	1	2
20.5	9	1		2	6	2	6	7	3	8	5	2
21.0	2	2	1	6	10	3	1	9	8	2	2	4
21.5	1	4	2	1	7	15	1	10	5	3	8	8
22.0		3	4	3	13	13		15	18		4	13
22.5	1	7	2		4	12		7	17	1	4	17
23.0		2	7	1		14		2	11		2	16
23.5		1	11			17			16			17
24.0			7			12		1	9			12
24.5			4			9			10			2
25.0			1			5			6			4
25.5			1						2			
26.0												1
26.5												
27.0												
27.5												
28.0												
SUBTOTAL	40	20	40	186	47	103	134	70	107	82	31	100
TOTAL		100			336			311			213	
NO SAMPLES		1			3			3			2	
SHRIMP/LB		64.0			92.8			82.1			77.3	



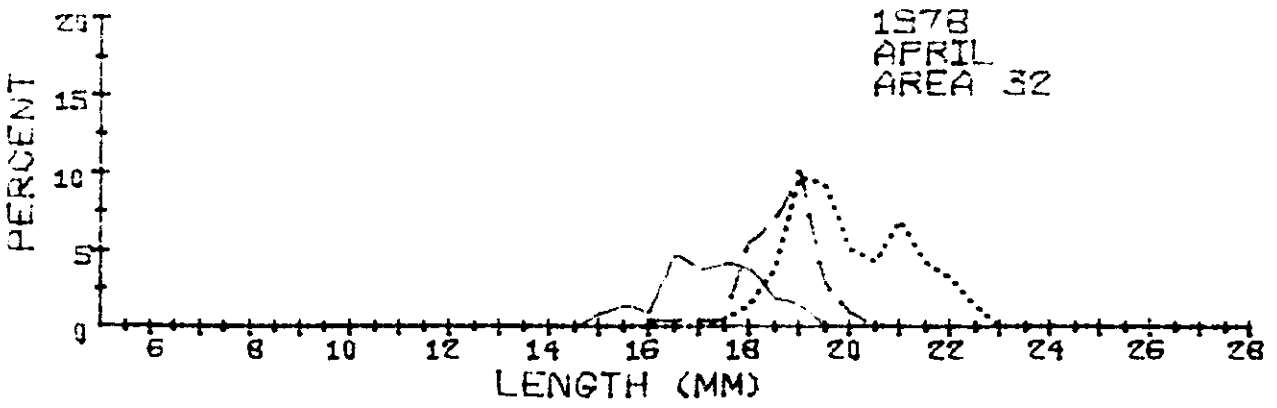
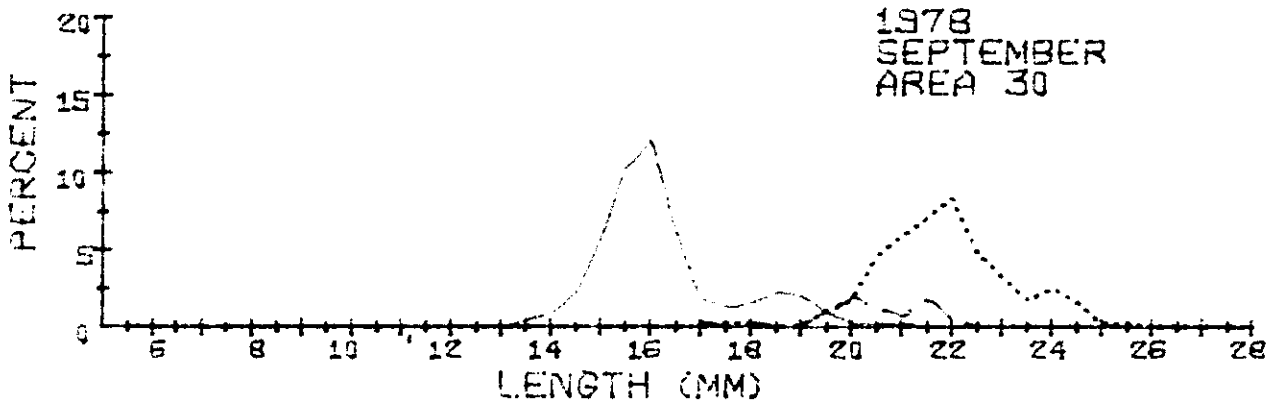
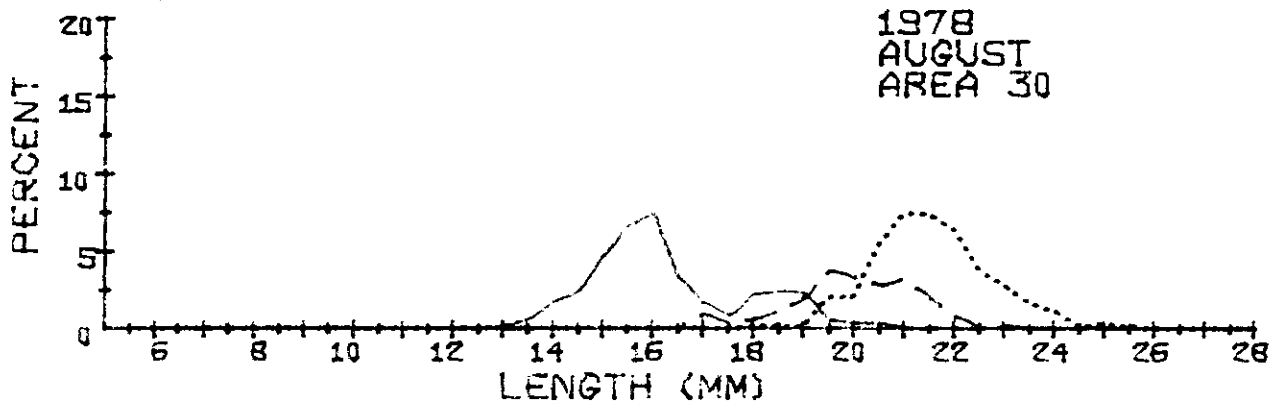
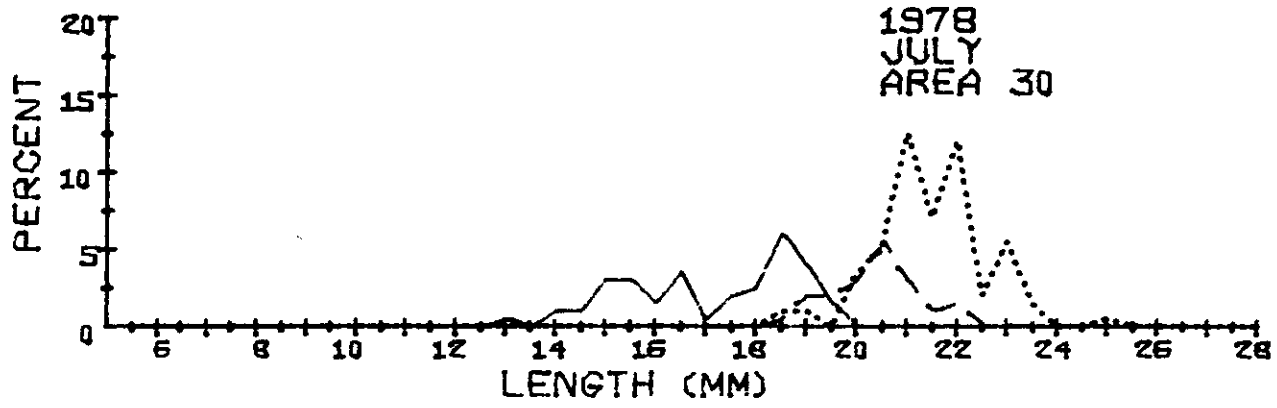
LENGTH	1978 AREA 26 MONTH 7			1978 AREA 28 MONTH 4			1978 AREA 28 MONTH 5			1978 AREA 28 MONTH 6		
	M	T	F	M	T	F	M	T	F	M	T	F
	6.0											
6.5												
7.0												
7.5												
8.0												
8.5												
9.0												
9.5												
10.0												
10.5												
11.0												
11.5	1											
12.0				1							1	
12.5	2											
13.0	7										2	
13.5	15							2			2	
14.0	16							3			4	
14.5	16							11			4	
15.0	11							19			11	
15.5	6							15	1		4	
16.0	2			1				6	2		2	
16.5								4			2	
17.0	1			2				3			2	
17.5				3							2	
18.0				6	1			6			5	
18.5	2	1		3				10			4	
19.0		2		2	2			9	3		3	1
19.5		1	3	1	4	1		6	6		5	7
20.0		1	2	2	4	4		2	12	3	1	4
20.5		1	1	2	11	10		7	11	4	4	12
21.0					3	7			20	19	2	9
21.5		1	2		1	6			5	21		9
22.0						6			1	14		10
22.5			1			5			1	15		1
23.0		1				8				11		
23.5		2	3			5				13		
24.0						4				8		
24.5						1				5		
25.0										4		
25.5										2		
26.0												
26.5												
27.0												
27.5												
28.0												
SUBTOTAL	79	10	12	28	26	57	103	62	119	60	52	105
TOTAL		101			111			284			217	
NO SAMPLES		1			1			3			2	
SHRIMP/LB		141.4			74.9			79.0			78.0	



LENGTH	1978 AREA 28 MONTH 7			1978 AREA 28 MONTH 8			1978 AREA 29 MONTH 4			1978 AREA 29 MONTH 8			
	M	T	F	M	T	F	M	T	F	M	T	F	
	6.0												
6.5													
7.0													
7.5													
8.0													
8.5													
9.0													
9.5													
10.0													
10.5													
11.0													
11.5													
12.0													
12.5													
13.0													
13.5													
14.0												1	
14.5	2			3								2	
15.0	9			2								7	
15.5	7			9								11	
16.0	5			8								3	
16.5	4			9			3				2	1	
17.0				4			1						
17.5	1			1							1	1	1
18.0					2			1			1	1	
18.5				6			3	4			2	3	1
19.0	2			6				6	1		3	5	1
19.5	4		2	12		1		19	3		1	1	4
20.0	3	1	1	9	3	1		2	11			4	4
20.5	2	1	1	5	5	2		3	8			3	7
21.0		3		6	7	5			13			3	3
21.5		1	2		6	10		2	5				9
22.0	1	1	6		4	15			4				4
22.5	1	1	11		2	18			4				7
23.0		2	4		1	15			2				4
23.5		2	4			7			1				
24.0			8			5							
24.5			5			2							
25.0			1			4							
25.5			1			3							
26.0			1										
26.5													
27.0													
27.5													
28.0													
SUBTOTAL	41	12	47	80	30	88	7	37	52	33	22	45	
TOTAL		100			198			96			100		
NO SAMPLES		1			2			1			1		
SHRIMP/LB		78.3			74.6			83.7			92.6		

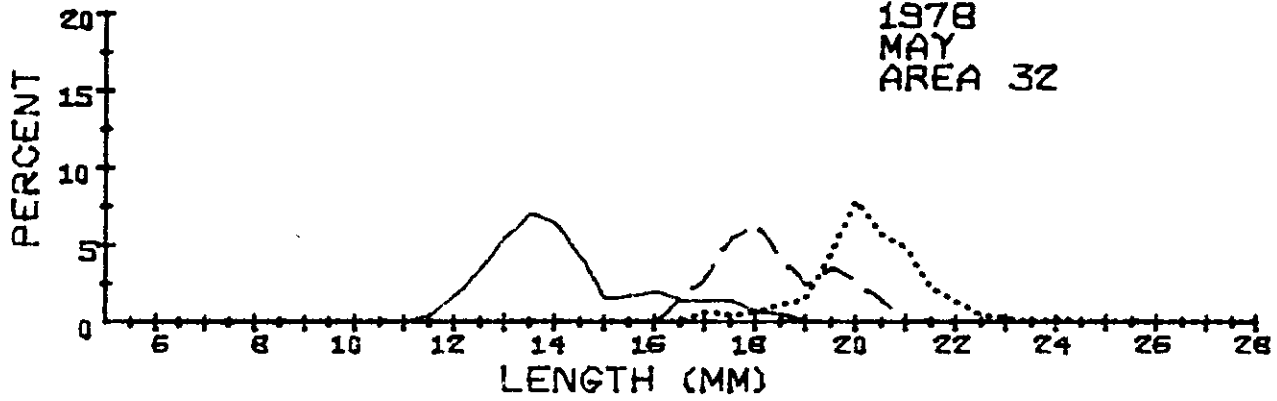


LENGTH	1978 AREA 29			1978 AREA 30			1978 AREA 30			1978 AREA 30			
	MONTH 9			MONTH 4			MONTH 5			MONTH 6			
	M	T	F	M	T	F	M	T	F	M	T	F	
6.0													
6.5													
7.0													
7.5													
8.0													
8.5													
9.0													
9.5													
10.0													
10.5													
11.0				1									
11.5				8							1		
12.0				4									
12.5				8			6				1		
13.0				1			5						
13.5							22				1		
14.0							26				3		
14.5				2			23				1		
15.0				2			4				4		
15.5				10			9				4		
16.0	2			12	3		1				4		
16.5	4			30	3		8	2			2		
17.0	2			30	10		22	8			5		
17.5	1			13	15	1	34	15	1		4	1	
18.0	3			10	34	6	19	21	1		16	4	
18.5	3			9	57	7	4	23	2		6	4	3
19.0	2		1	7	66	25	5	29	7		6	12	5
19.5	2	1	3	1	50	38	3	32	16		3	7	9
20.0		4	1		22	44		39	40			8	11
20.5	1		7		1	27	1	27	38			14	15
21.0			2		1	20		13	29			5	19
21.5		2	13			19		1	29			2	5
22.0			17			14			19				7
22.5			11			9			18				10
23.0			6			5		1	7				2
23.5			4			2			6				1
24.0			7			1			2				
24.5			6						2				
25.0													
25.5			1										
26.0													
26.5													
27.0													
27.5													
28.0													
SUBTOTAL	20	7	79	148	262	218	192	211	217	61	57	87	
TOTAL		106			628			620			205		
NO SAMPLES		1			6			6			2		
SHRIMP/LB		68.5			101.7			102.1			89.6		

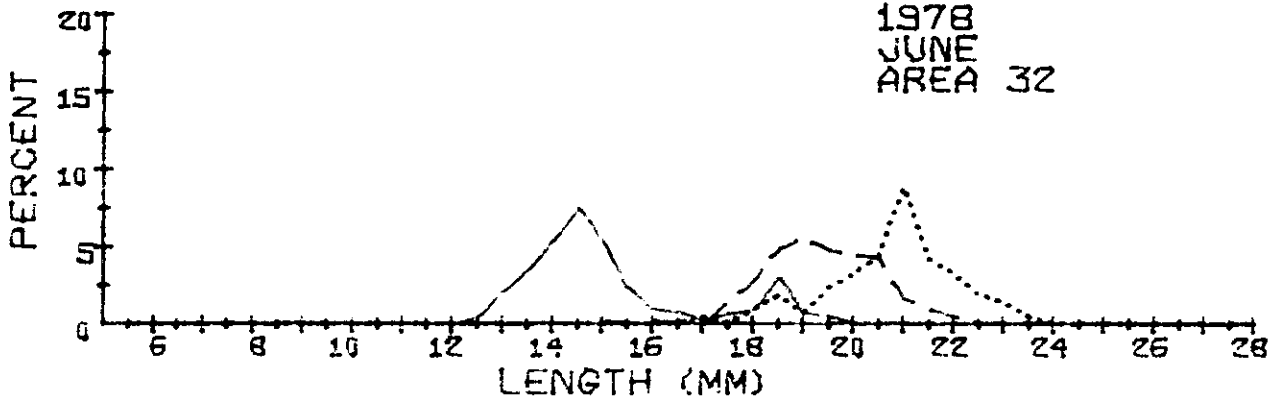


LENGTH	1978 AREA 30 MONTH 7			1978 AREA 30 MONTH 8			1978 AREA 30 MONTH 9			1978 AREA 32 MONTH 4		
	M	T	F	M	T	F	M	T	F	M	T	F
	6.0											
6.5												
7.0												
7.5												
8.0												
8.5												
9.0												
9.5												
10.0												
10.5												
11.0												
11.5												
12.0												
12.5												
13.0	1			1								
13.5				4			3					
14.0	2			11			5					
14.5	2			15			13					
15.0	6			29			32			2		
15.5	6			41			58			3		
16.0	3			46			68			2	1	
16.5	7			20			34			10	1	
17.0	1			10	6		10	2		8	1	
17.5	4			5	2		7		2	9	1	1
18.0	5			14	4	1	9	2	1	8	12	3
18.5	12	1	2	15	7	1	13			4	15	8
19.0	8	4	2	14	12	1	11	1	1	3	22	21
19.5	3	4		3	23	13	5	6	6		6	20
20.0		6	7	2	20	13	1	11	10		2	11
20.5		11	10	2	17	34	1	7	26			9
21.0		6	25		20	46	1	4	33			15
21.5		2	14		12	45		10	40			9
22.0		3	24		5	39		3	47			7
22.5			4			23			27			3
23.0			11		1	17			18			
23.5			3			10			10			
24.0						7			14			
24.5						1			9			
25.0			1			2			1			
25.5						1			1			
26.0												
26.5												
27.0												
27.5												
28.0												
SUBTOTAL	60	37	103	232	129	254	271	46	246	49	61	107
TOTAL		200			615			563			217	
NO SAMPLES		2			6			4			2	
SHRIMP/LB		85.9			92.7			123.6			99.3	

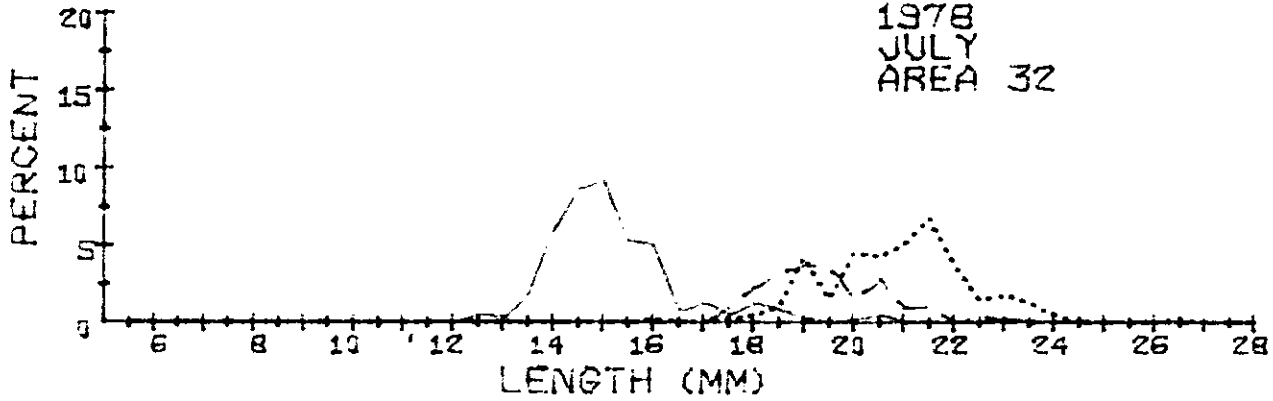
1978
MAY
AREA 32



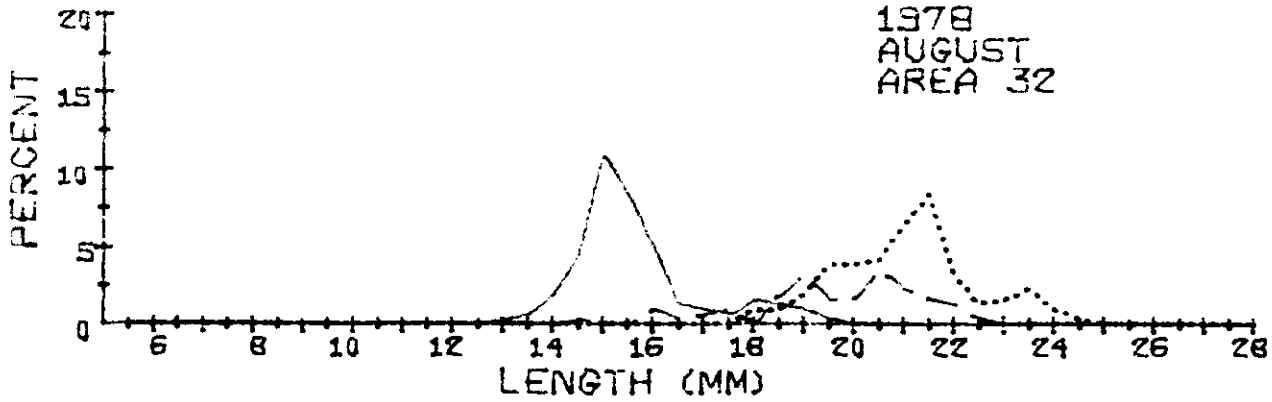
1978
JUNE
AREA 32



1978
JULY
AREA 32

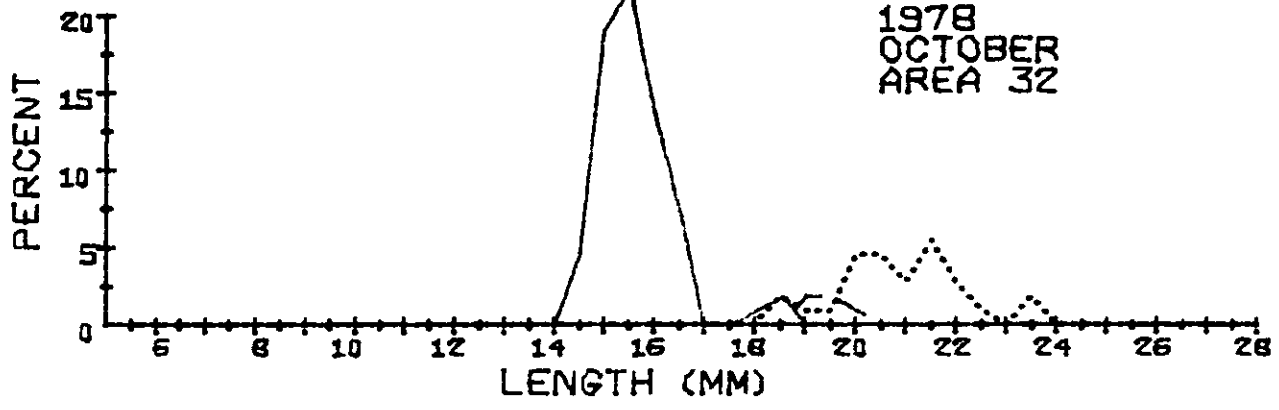


1978
AUGUST
AREA 32

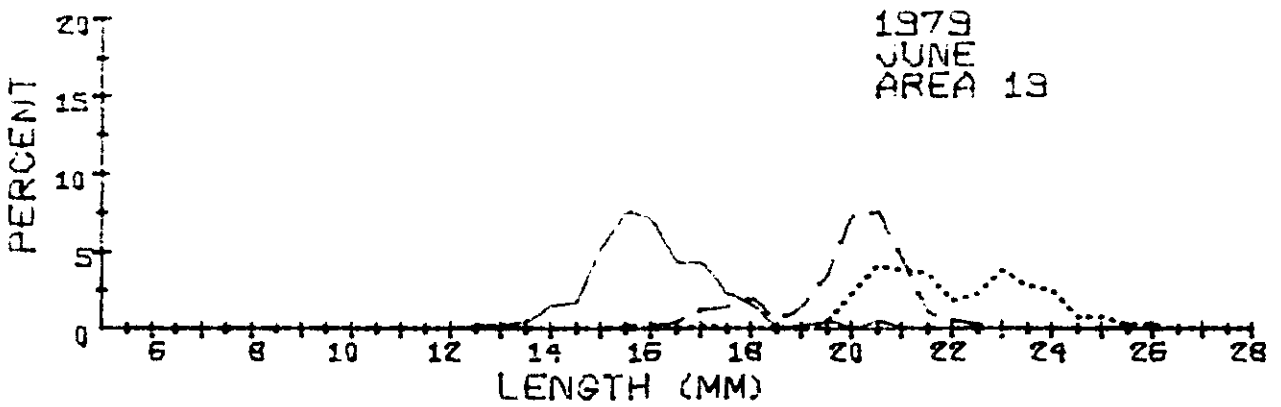
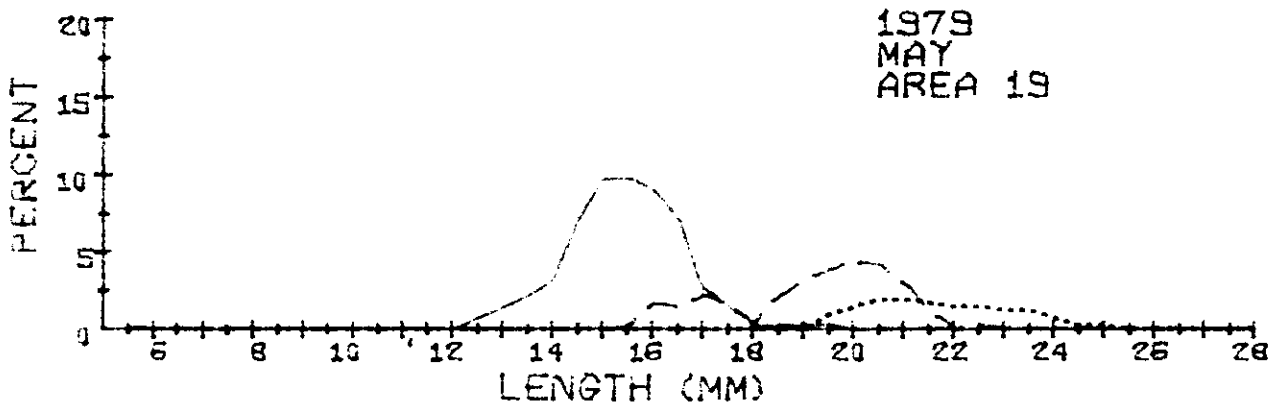
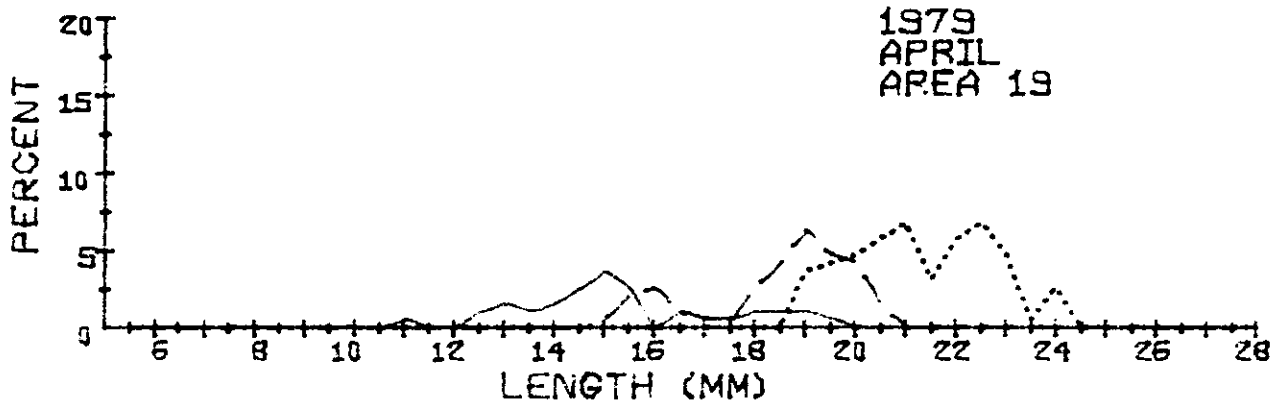
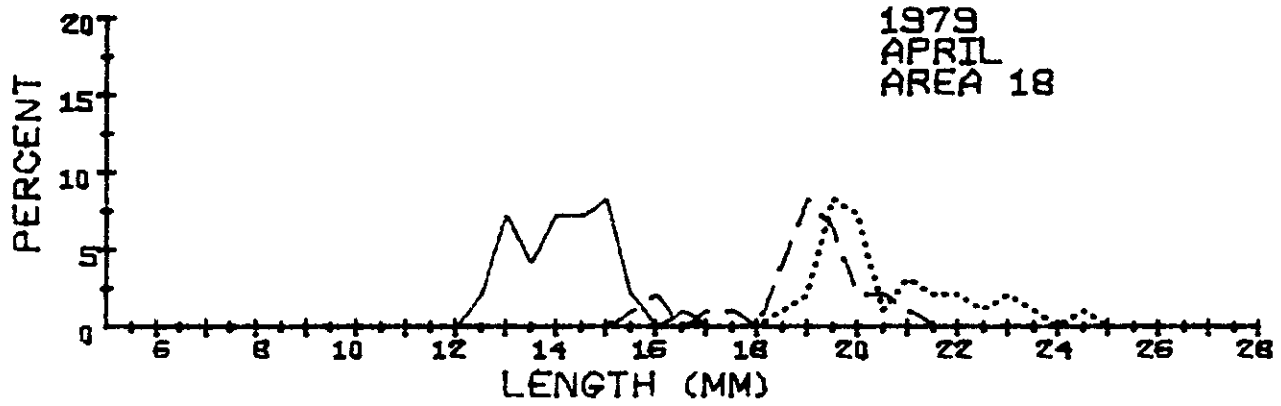


LENGTH	1978			1978			1978			1978		
	AREA 32			AREA 32			AREA 32			AREA 32		
	MONTH 5			MONTH 6			MONTH 7			MONTH 8		
	M	T	F	M	T	F	M	T	F	M	T	F
6.0												
6.5												
7.0												
7.5												
8.0												
8.5												
9.0												
9.5												
10.0												
10.5												
11.0												
11.5	2											
12.0	8											
12.5	16			2			2					
13.0	25			9			1			1		
13.5	32			15			7			2		
14.0	29			23			24			6		
14.5	19			32			35			14	1	
15.0	7			23	1		37			34		
15.5	8			10			21			26		
16.0	9			4	1		20		1	16	3	
16.5	6	7		3	1		3			4	1	
17.0	6	13	3	1		2	5			3	2	
17.5	6	25	2	3	6		2	4	1	2	3	
18.0	3	29	3	4	12	4	5	9	2	5		3
18.5	2	19	5	13	21	8	3	13	4	4	6	3
19.0		11	7	3	24	3	1	15	17	3	10	6
19.5		16	20	2	20	10		14	6	1	5	12
20.0		12	36		19	14	1	6	18		5	12
20.5		6	26		18	19	2	11	17		11	13
21.0			22		7	38		4	20		7	20
21.5		1	10		4	18		4	27		5	26
22.0			6		2	14			15		4	10
22.5			2			8		2	6		1	4
23.0			1			6	1		7			5
23.5						2			5			7
24.0			1						2			3
24.5												1
25.0												
25.5												
26.0												
26.5									1			
27.0												
27.5												
28.0												
SUBTOTAL	178	139	144	147	136	146	170	82	149	121	64	125
TOTAL		461			429			401			310	
NO SAMPLES		4			4			4			3	
SHRIMP/LB		125.6			108.3			108.3			96.3	

-264-

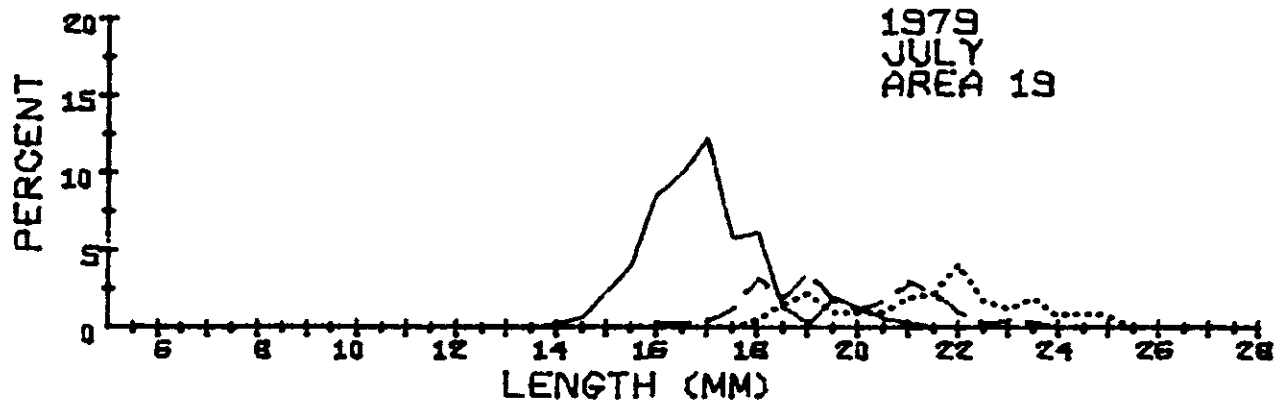


LENGTH	1978			0			0			0		
	AREA 32			AREA 0			AREA 0			AREA 0		
	MONTH 10			MONTH 0			MONTH 0			MONTH 0		
	M	T	F	M	T	F	M	T	F	M	T	F
6.0												
6.5												
7.0												
7.5												
8.0												
8.5												
9.0												
9.5												
10.0												
10.5												
11.0												
11.5												
12.0												
12.5												
13.0												
13.5												
14.0												
14.5		5										
15.0		21										
15.5		24										
16.0		15										
16.5		8										
17.0												
17.5												
18.0		1										
18.5		2				2						
19.0			2			1						
19.5			2			1						
20.0			1			5						
20.5						5						
21.0						3						
21.5						6						
22.0						3						
22.5						1						
23.0												
23.5						2						
24.0												
24.5												
25.0												
25.5												
26.0												
26.5												
27.0												
27.5												
28.0												
SUBTOTAL	76	5	29	0	0	0	0	0	0	0	0	0
TOTAL		110			0			0			0	
NO SAMPLES		1			0			0			0	
SHRIMP/LB		129.3			0.0			0.0			0.0	

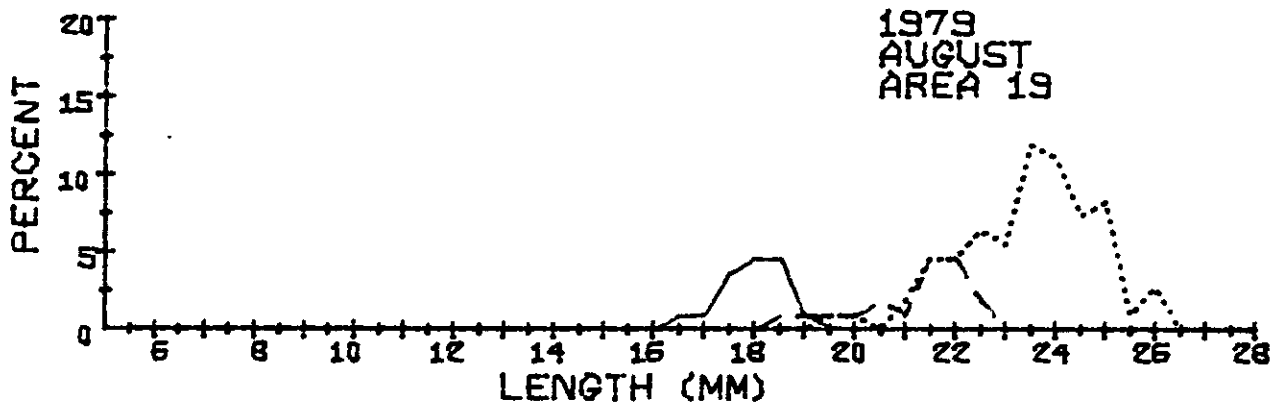


LENGTH	1979 AREA 18 MONTH 4			1979 AREA 19 MONTH 4			1979 AREA 19 MONTH 5			1979 AREA 19 MONTH 6		
	M	T	F	M	T	F	M	T	F	M	T	F
6.0												
6.5												
7.0												
7.5												
8.0												
8.5												
9.0												
9.5												
10.0												
10.5												
11.0				1								
11.5												
12.0												
12.5	2			2			3			1		
13.0	7			3			6			1		
13.5	4			2			9			2		
14.0	7			3			13			6		
14.5	7			5			29			7		
15.0	8			7	1		40			21		
15.5	2	1		5	4		40	1		30	1	
16.0		2			5		37	7		28	1	
16.5	1			2	2		29	6		17	2	
17.0		1		1	1		11	9		17	5	1
17.5		1		1	1		6	6		9	6	
18.0				2	5		1	2		6	8	
18.5		4	1	2	8		1	9			2	
19.0		8	2	2	12	7	1	13		1	6	
19.5		6	8	1	9	8	1	16	4	2	14	2
20.0		2	7		8	9		18	6		29	9
20.5		2	1		3	11		17	8	2	30	16
21.0		1	3			13		12	8		18	15
21.5			2			6		5	7		4	14
22.0			2			11			6		2	7
22.5			1			13		1	6		1	9
23.0			2			9			5			15
23.5			1			1			5			11
24.0						5			3			10
24.5			1						1			3
25.0									1			3
25.5												1
26.0												1
26.5												
27.0												
27.5												
28.0												
SUBTOTAL	38	28	31	39	59	93	227	122	60	150	129	117
TOTAL		97			191			409			396	
NO SAMPLES		1			2			4			4	
SHRIMP/LB		118.3			95.3			127.9			101.8	

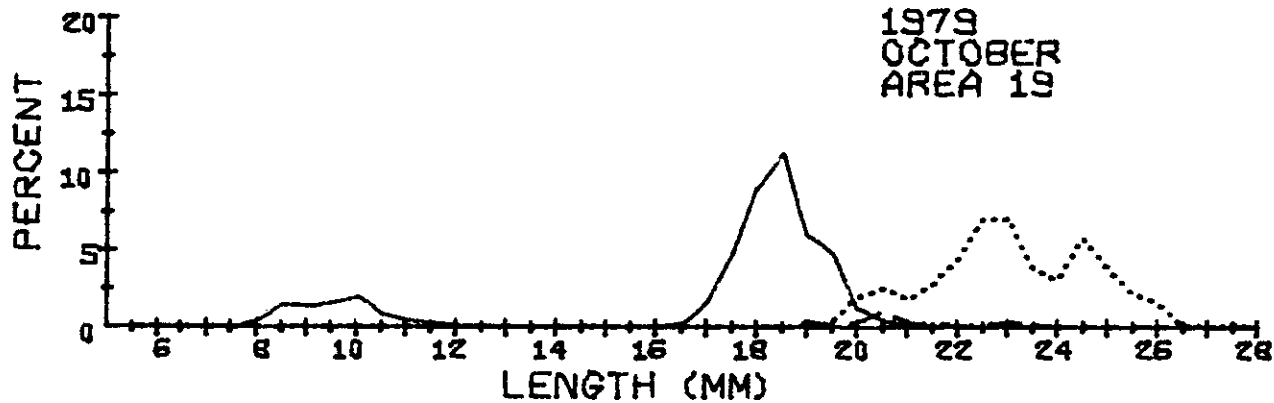
1979
JULY
AREA 19



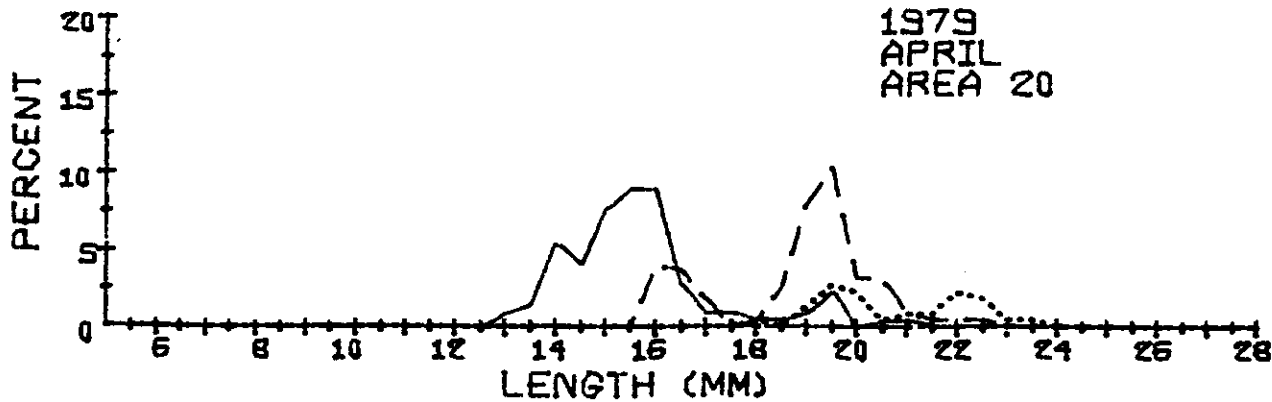
1979
AUGUST
AREA 19



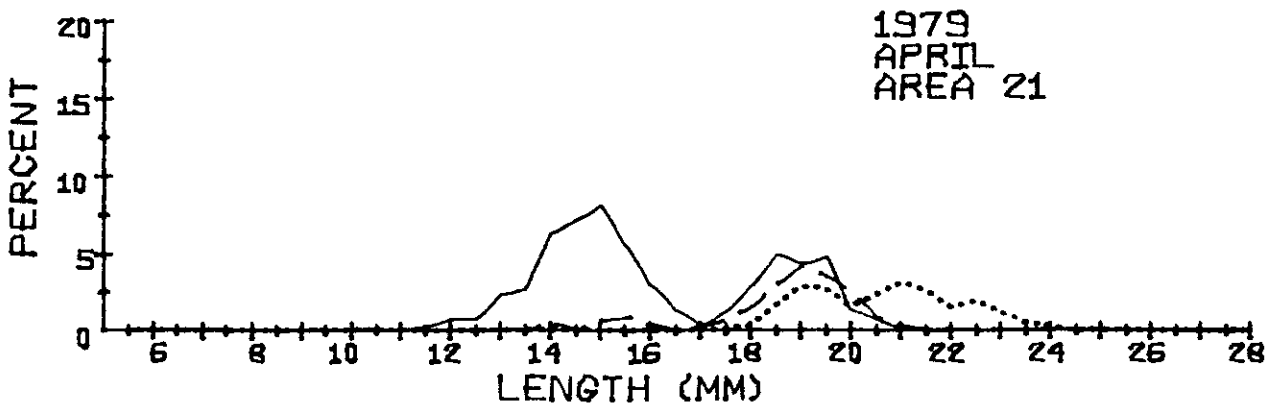
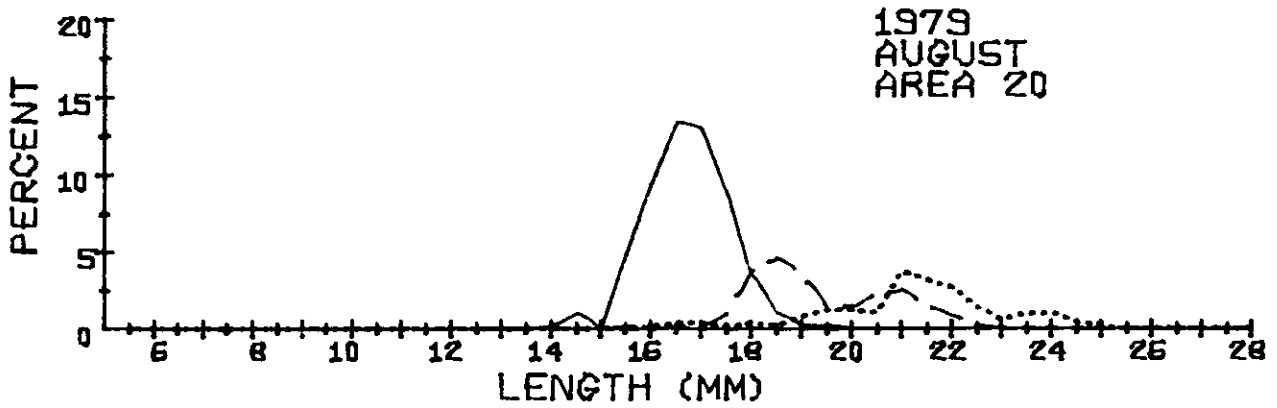
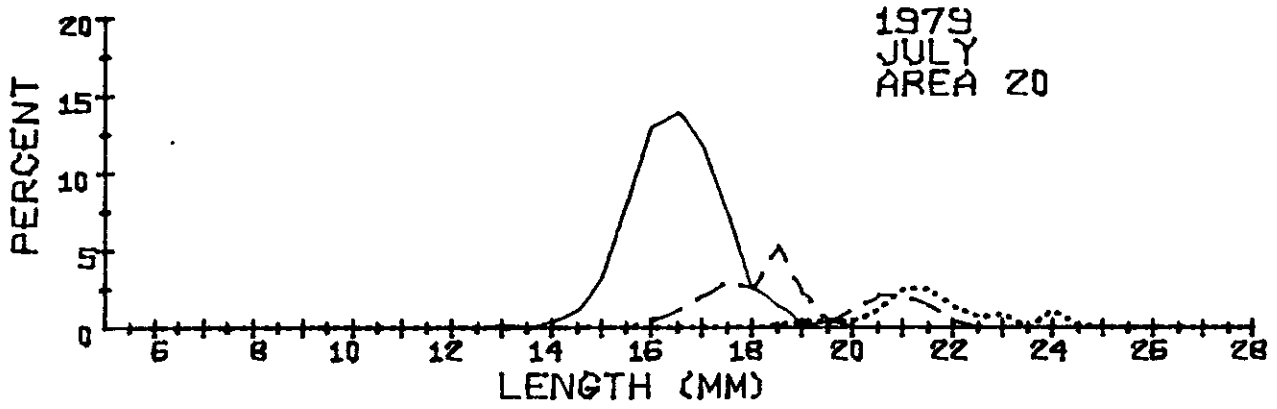
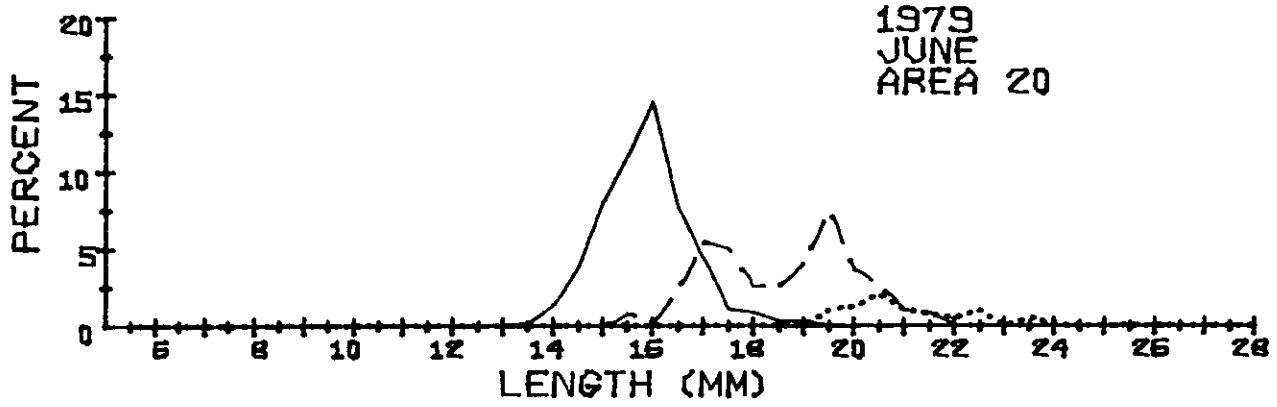
1979
OCTOBER
AREA 19



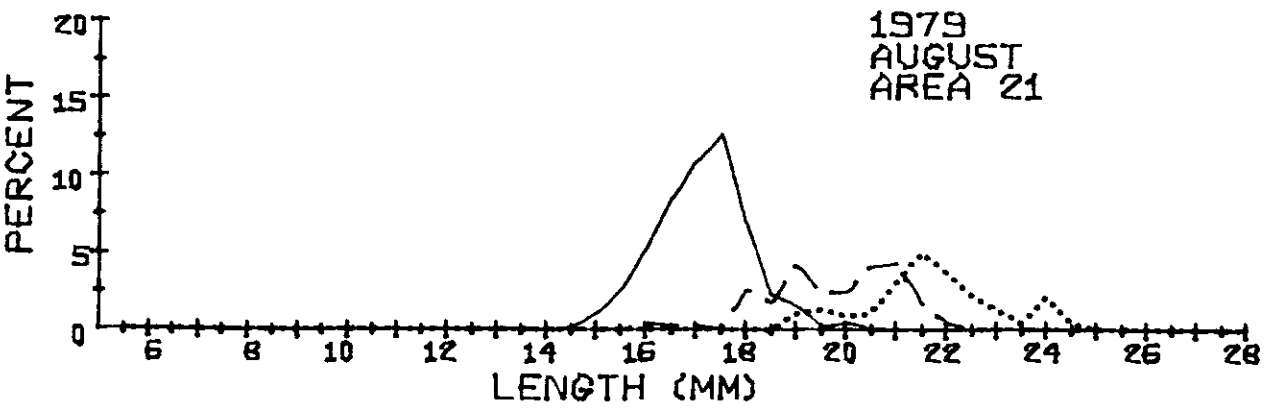
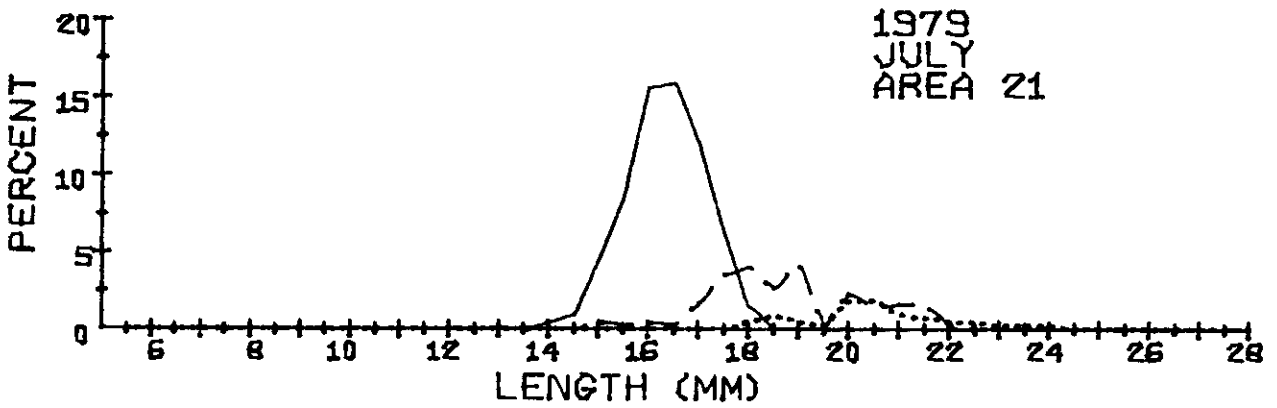
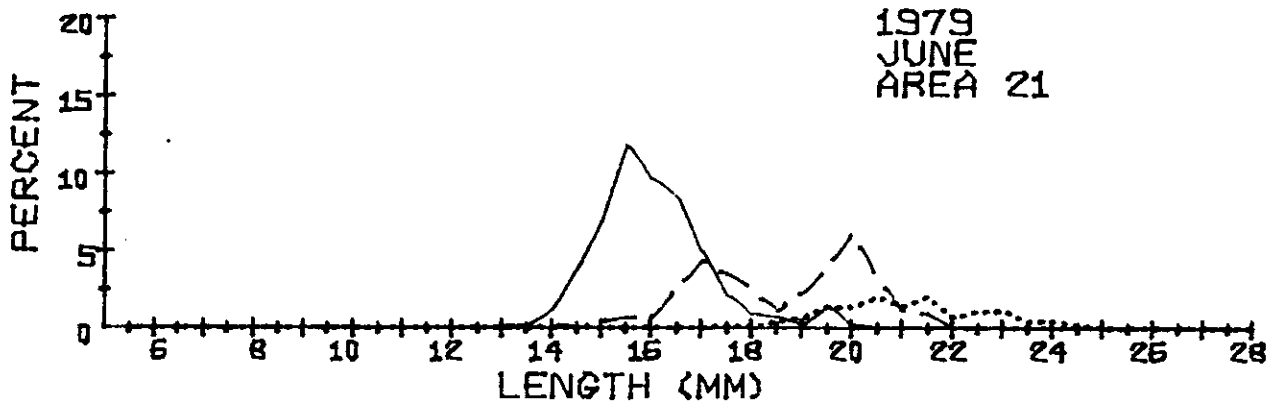
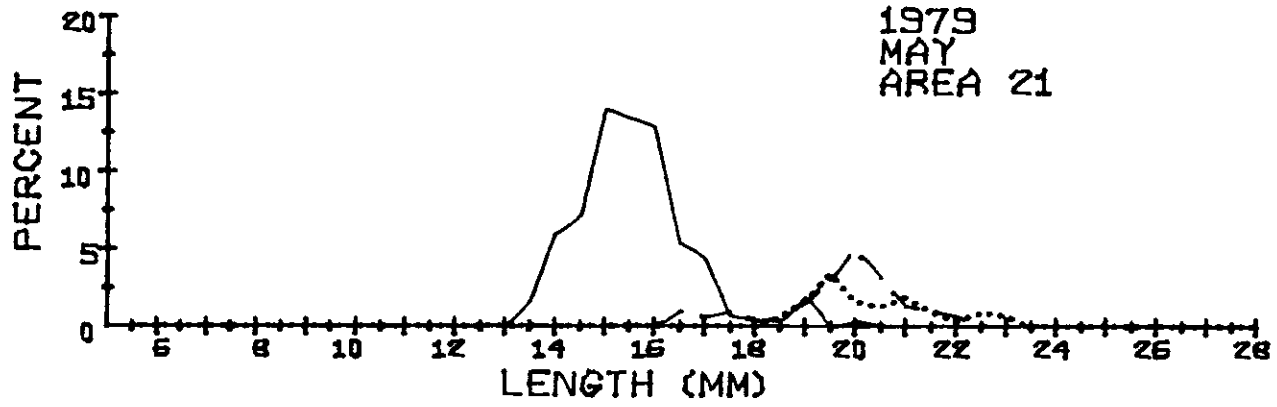
1979
APRIL
AREA 20



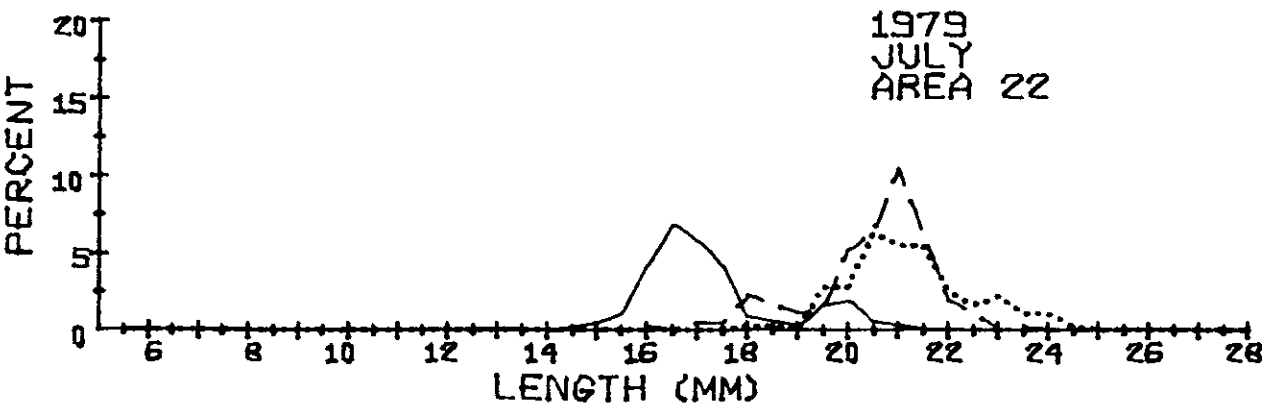
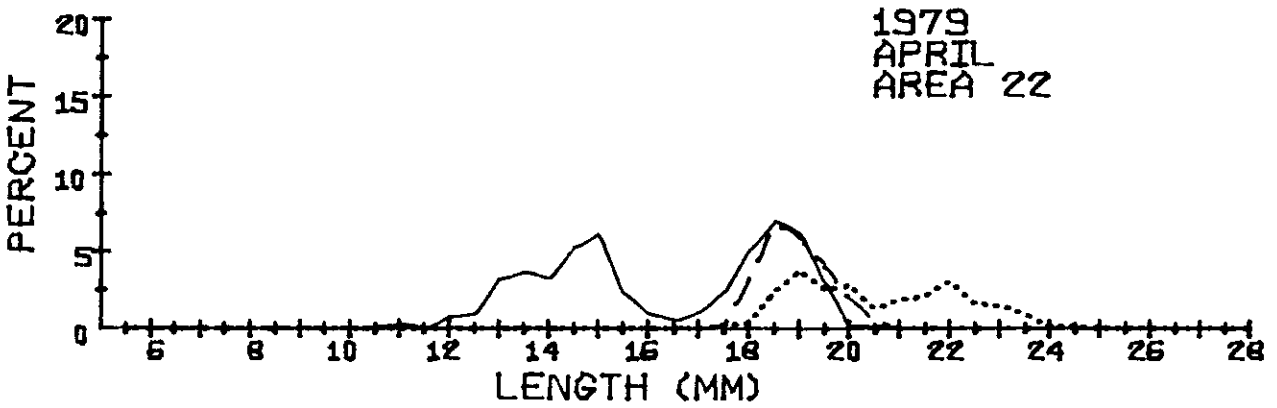
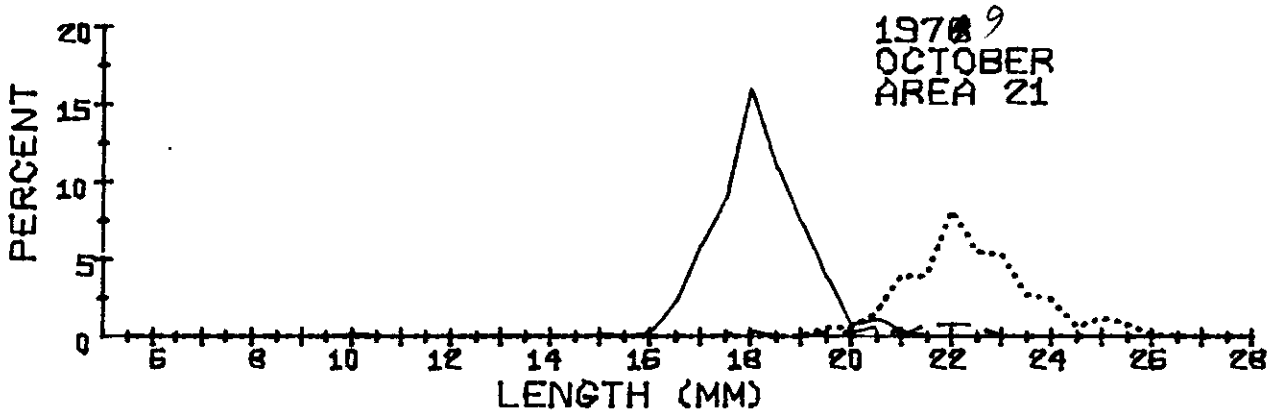
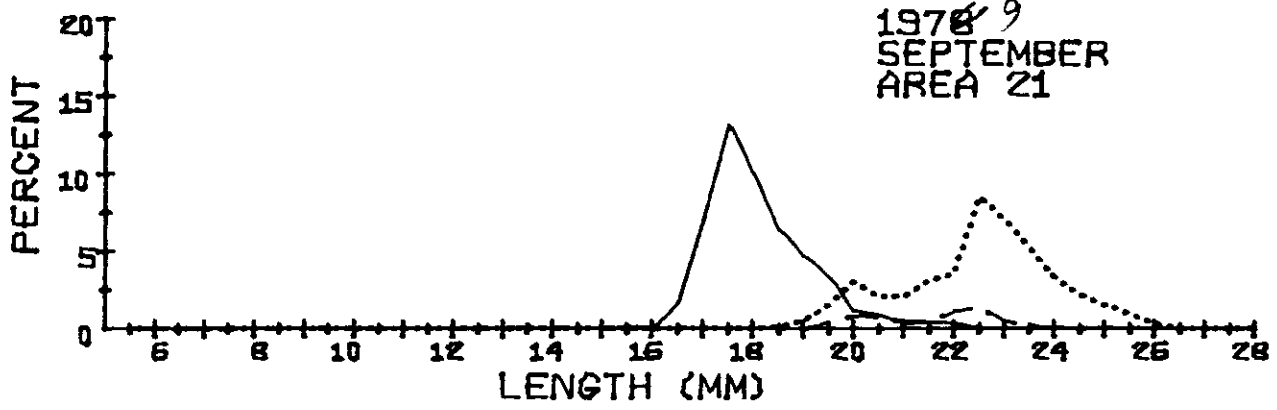
LENGTH	1979 AREA 19 MONTH 7			1979 AREA 19 MONTH 8			1979 AREA 19 MONTH 10			1979 AREA 20 MONTH 4			
	M	T	F	M	T	F	M	T	F	M	T	F	
6.0								1					
6.5								1					
7.0								1					
7.5													
8.0								4					
8.5								12					
9.0								11					
9.5								13					
10.0								16					
10.5								7					
11.0								3					
11.5								2					
12.0								1					
12.5													
13.0											2		
13.5											3		
14.0	1										12		
14.5	3										9		
15.0	10										17		
15.5	17										20		
16.0	36	1						1			20	9	
16.5	42	1		1				2			6	8	
17.0	51	2		1				13			2	4	
17.5	24	5		4				39			2		
18.0	26	13	2	5				74	1		1	1	1
18.5	5	8	6	5	1			93			1	6	
19.0	1	15	9	1	1			49	3	1	2	18	3
19.5	8	7	4		1	1		39	1	3	5	23	6
20.0	5	5	4		1	1		10	3	16		7	5
20.5	2	7	4		2			3	9	21	1	7	1
21.0	1	12	8		1	2		1	2	15	1	2	2
21.5		9	9		5	5		1	2	23		1	2
22.0		4	17		5	5			1	36		1	5
22.5		1	7		2	7			2	58		1	4
23.0		2	5			6			3	58			1
23.5		1	8			13			1	31			1
24.0			3			12				25			
24.5			4			8				48			
25.0			3			9				31			
25.5						1				18			
26.0						3				13			
26.5										1			
27.0													
27.5										2			
28.0													
SUBTOTAL	232	93	93	17	19	73	397	28	400	104	88	31	
TOTAL		418			109			825			223		
NO SAMPLES		4			1			4			2		
SHRIMP/LB		111.1			68.8			80.0			123.7		



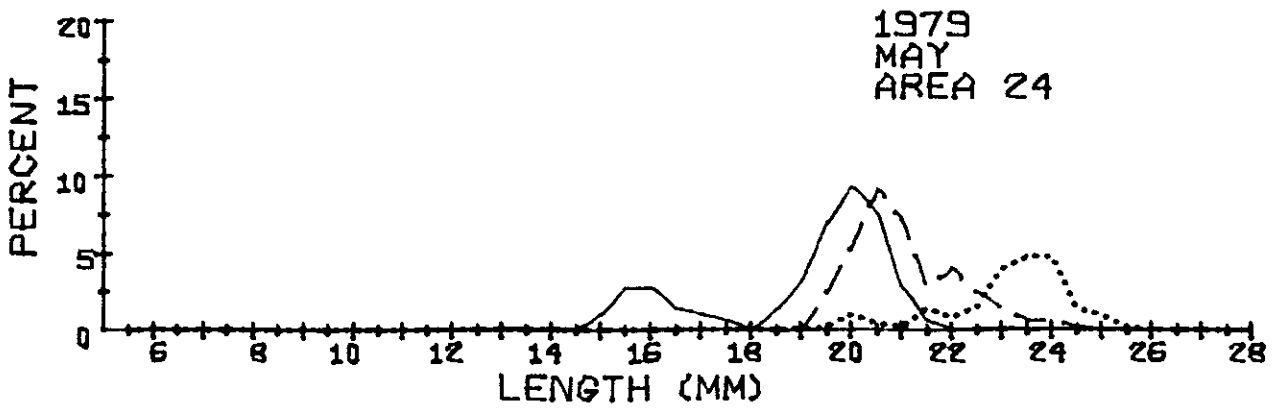
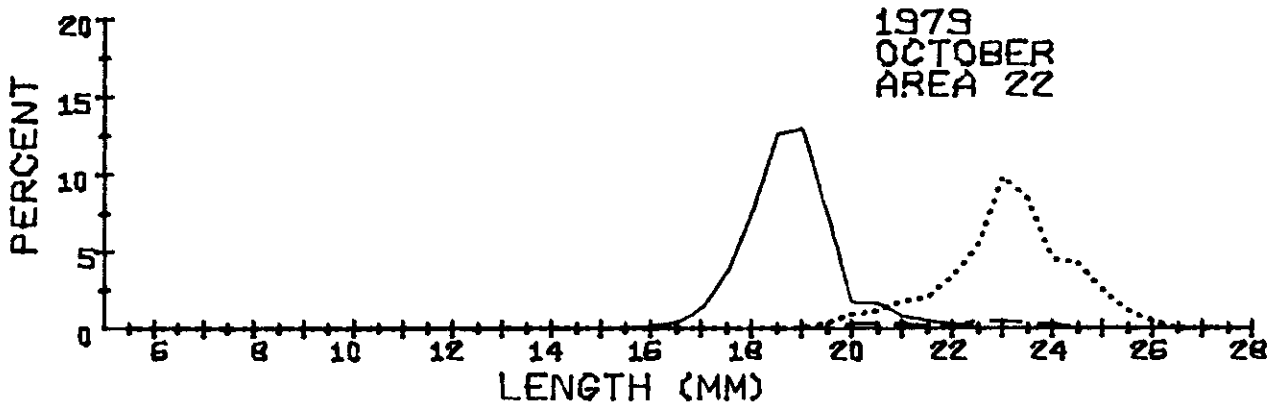
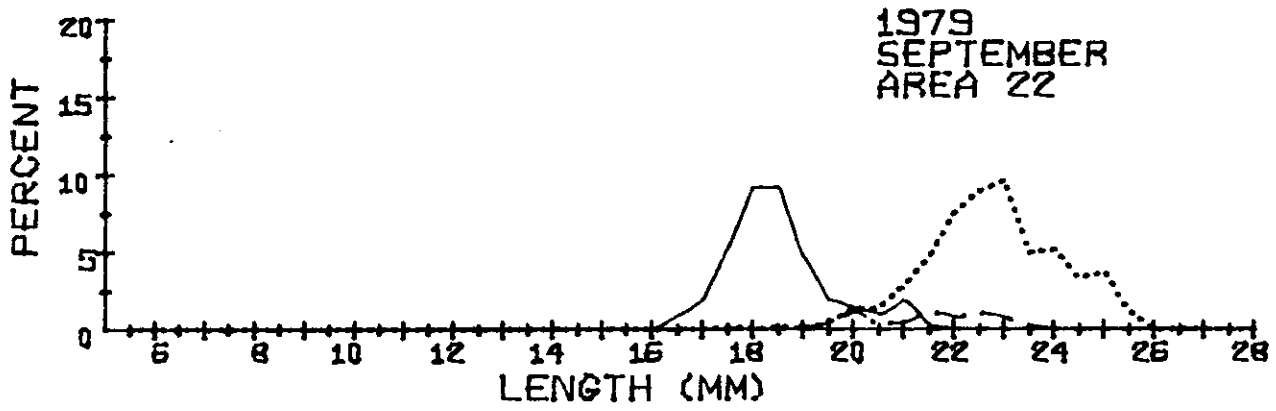
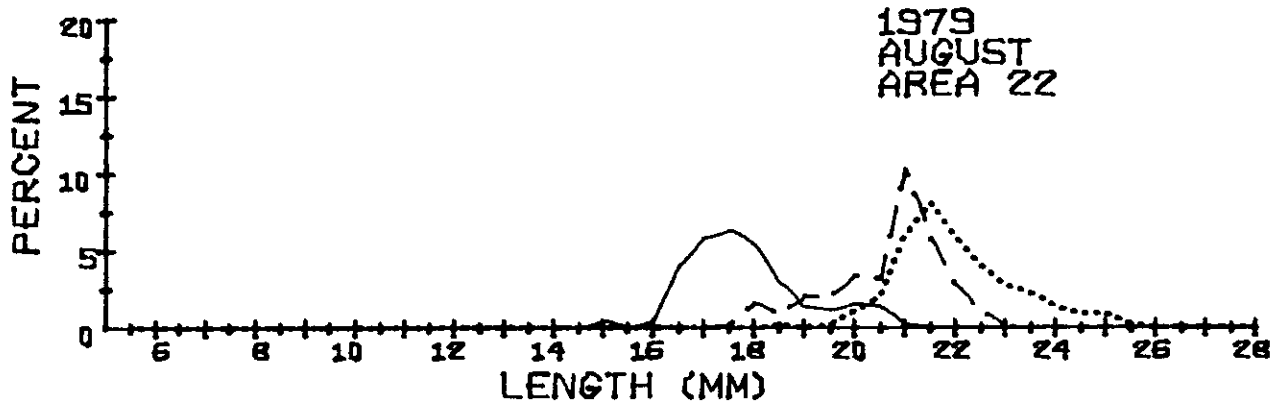
LENGTH	1979 AREA 20 MONTH 6			1979 AREA 20 MONTH 7			1979 AREA 20 MONTH 8			1979 AREA 21 MONTH 4		
	M	T	F	M	T	F	M	T	F	M	T	F
	6.0											
6.5												
7.0												
7.5												
8.0												
8.5												
9.0												
9.5												
10.0												
10.5												
11.0												
11.5												2
12.0												6
12.5												6
13.0				1								18
13.5	1											21
14.0	5			2			1					49
14.5	15			5			5					56
15.0	31			14								63
15.5	43	3		35			23	1				43
16.0	56	1		57	2		45		1			23
16.5	29	9		61	5		64	1	2			10
17.0	17	21		52	9		62	1	2			2
17.5	4	19		32	13		42	5	1			10
18.0	3	10		11	11		17	18	2			22
18.5	1	10		6	23	1	5	22	1			38
19.0	1	16		1	10	2	1	17	4			33
19.5		29	4	2	2	2	1	7	6			37
20.0		14	5		5	2		7	6			10
20.5		10	8		9	5		11	5			5
21.0		4	4		9	11		12	18			2
21.5		3	3		6	11		7	15			
22.0			2		2	6		4	13			
22.5			4			3		1	7			
23.0						4			3			
23.5			2						5			
24.0						5			5			
24.5						1			2			
25.0									1			
25.5												
26.0												
26.5												
27.0												
27.5												
28.0												
SUBTOTAL	206	149	32	279	106	53	266	114	99	454	147	176
TOTAL		387			438			479			777	
NO SAMPLES		1			4			4			7	
SHRIMP/LB		121.5			122.6			108.3			109.4	



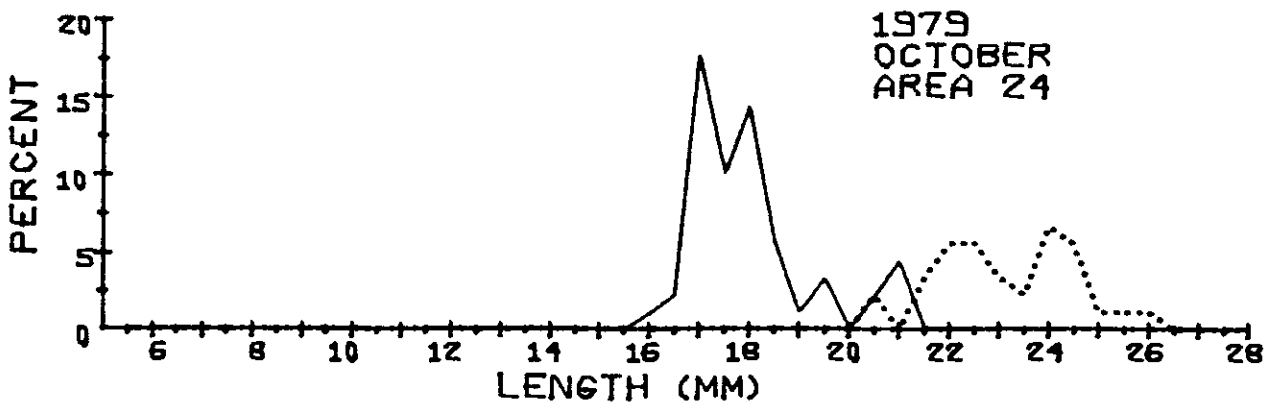
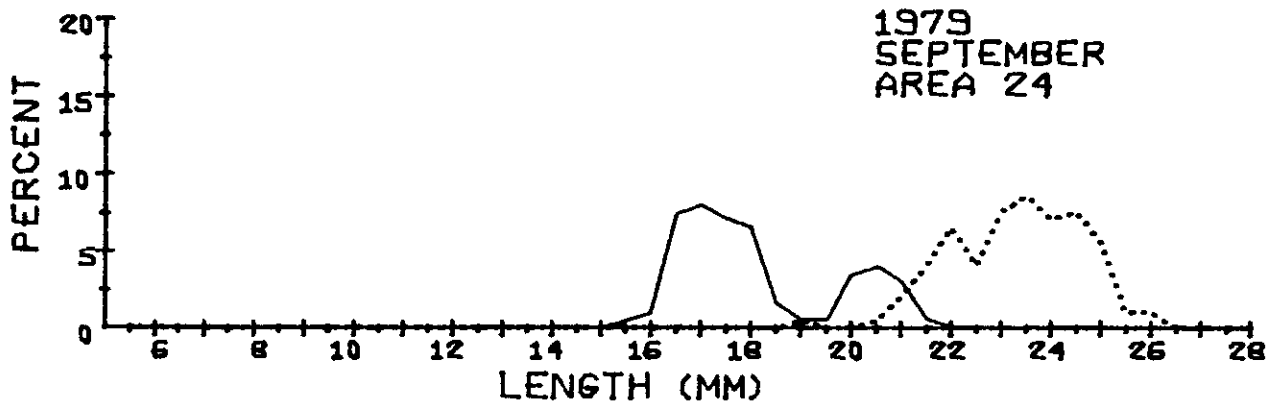
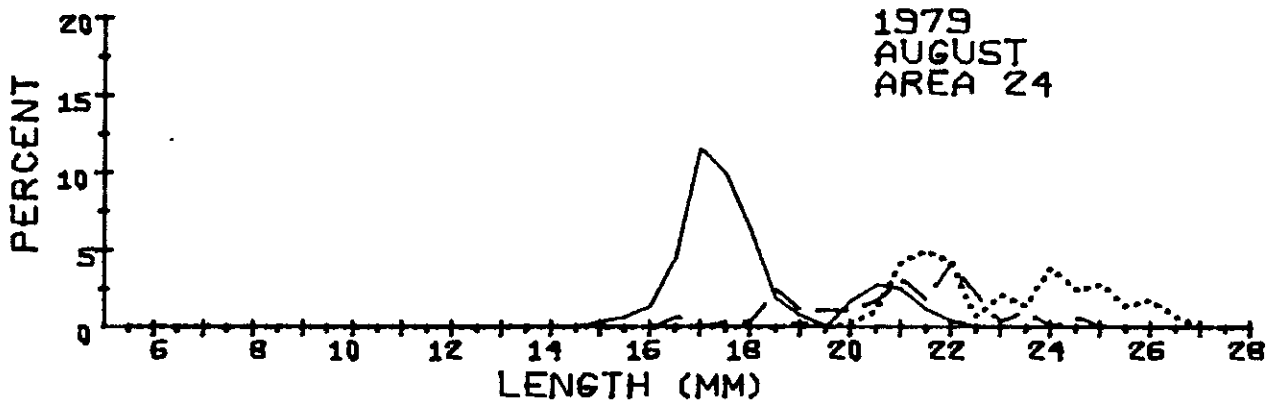
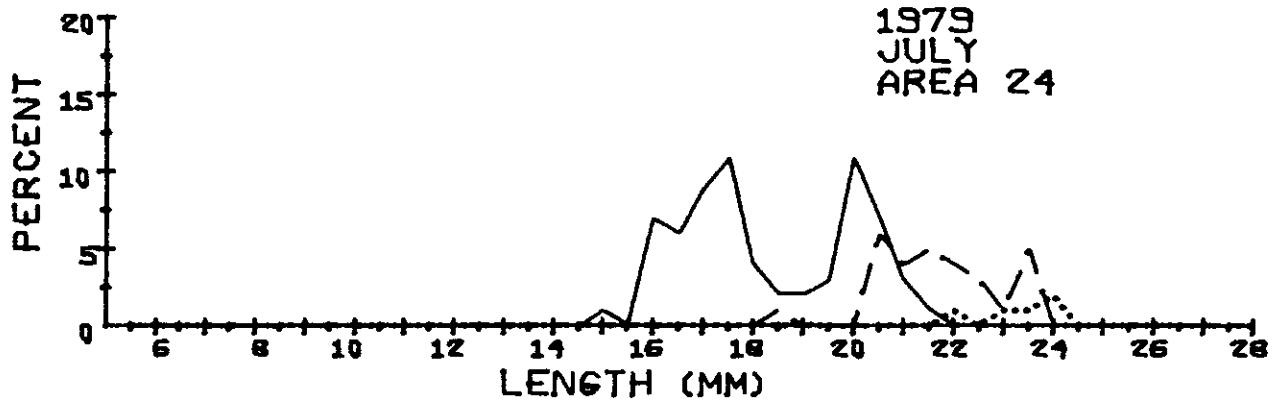
LENGTH	1979 AREA 21 MONTH 5			1979 AREA 21 MONTH 6			1979 AREA 21 MONTH 7			1979 AREA 21 MONTH 8		
	M	T	F	M	T	F	M	T	F	M	T	F
6.0												
6.5												
7.0												
7.5												
8.0												
8.5												
9.0												
9.5												
10.0												
10.5												
11.0												
11.5												
12.0												
12.5												
13.0				1								
13.5	5			1								
14.0	19			5	1		2					
14.5	23			17			4			1		
15.0	45			30	2		19	2		5		
15.5	43			52	3		36	1		12		
16.0	41			42	3		66	2		24	2	
16.5	17	3		37	11		67	1		39	1	
17.0	14	2		22	19		51	7		50	1	
17.5	2	3		9	15	1	26	15		58		
18.0	1	1		4	11		6	17	2	32	12	
18.5	1	2	2	3	5	2		11	4	10	8	
19.0	6	5	5	1	10	3		18	2	7	19	5
19.5		10	11	6	17	6		1	1	1	11	6
20.0	1	16	5	1	27	6		10	8	2	11	4
20.5		10	4		14	9		6	8		19	5
21.0		4	6		5	6		7	4		20	14
21.5		3	3		4	9		7	3		8	23
22.0		2	1			3		1	2		2	17
22.5			3			5			2			10
23.0			2			5			1			6
23.5						2			1			2
24.0						2			1			10
24.5						1						2
25.0												
25.5												
26.0												
26.5												
27.0												
27.5												
28.0												
SUBTOTAL	218	61	42	231	147	60	277	106	39	241	114	104
TOTAL		321			438			422			459	
NO SAMPLES		3			4			4			4	
SHRIMP/LB		143.5			116.3			124.1			96.5	



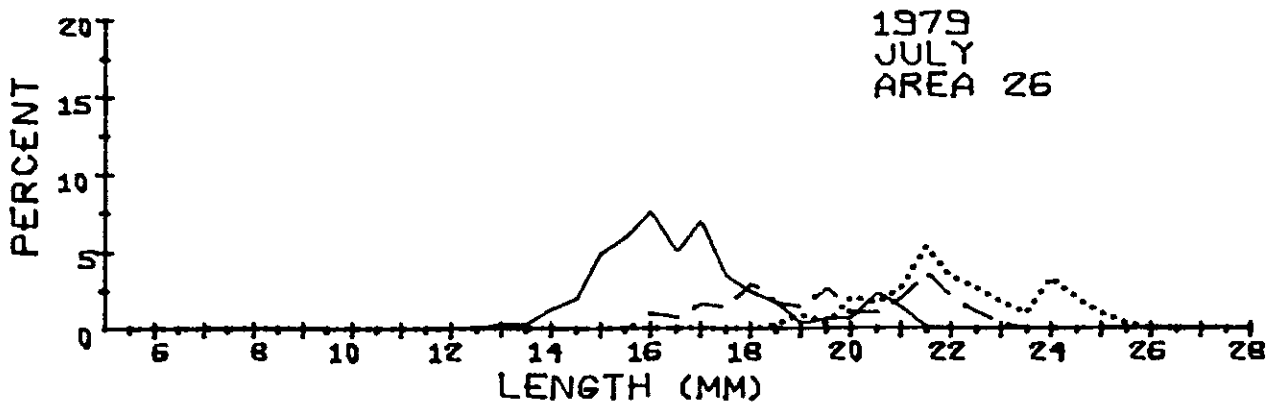
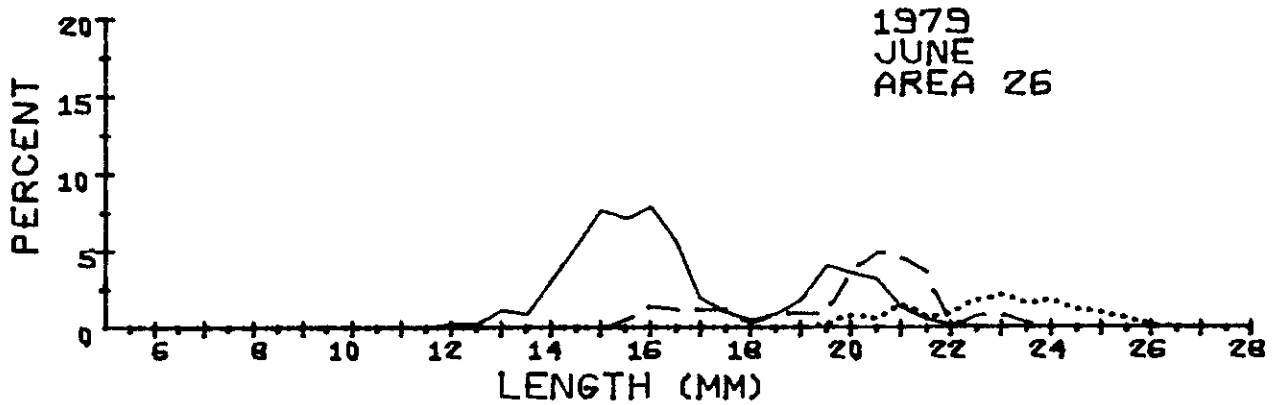
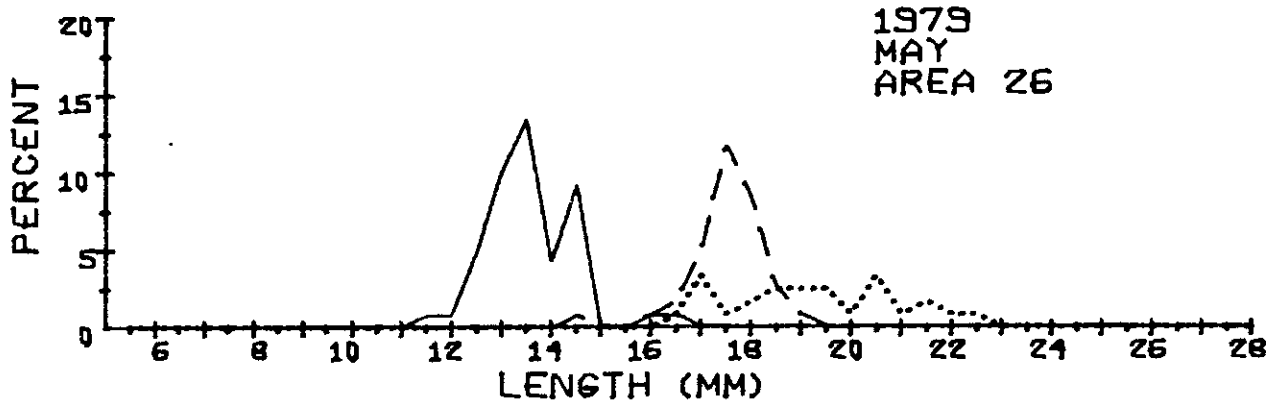
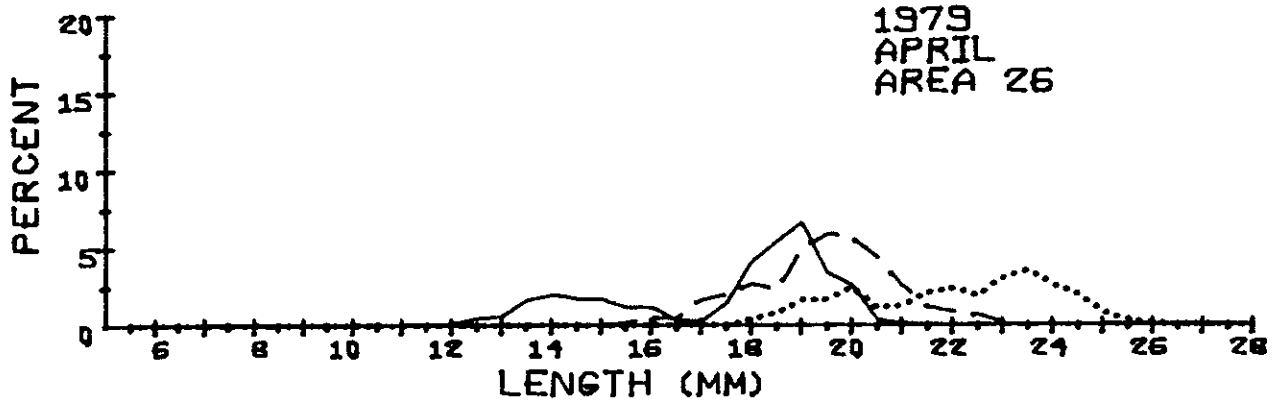
LENGTH	1979 AREA 21 MONTH 9			1979 AREA 21 MONTH 10			1979 AREA 22 MONTH 4			1979 AREA 22 MONTH 7			
	M	T	F	M	T	F	M	T	F	M	T	F	
	6.0												
6.5													
7.0													
7.5													
8.0													
8.5													
9.0													
9.5													
10.0				1									
10.5								1					
11.0								2					
11.5													
12.0								6					
12.5								7					
13.0								24					
13.5								27					
14.0								24					
14.5								39				1	
15.0				1				46				2	
15.5	1							17				4	
16.0				2				7			15	1	
16.5	12			14				4			25		
17.0	50			37				8			21	2	
17.5	96			56	1			18	2	2	15	2	
18.0	73			100	2			38	24	3	3	8	1
18.5	46		1	68				52	51	18	2	6	1
19.0	34		4	46				46	44	28	1	4	
19.5	24	3	11	24	2	4		22	30	19	6	5	10
20.0	8	6	22	5	2	4		1	14	21	7	19	10
20.5	6	5	15	7	4	10		1	4	10	2	23	23
21.0	2	3	15	2	1	25				14	1	38	20
21.5	3	3	23		5	25			1	16		22	20
22.0	2	8	26		5	51				23		7	9
22.5		10	62		4	34				12		4	6
23.0		3	51			33				11			8
23.5		1	38			17				7		1	4
24.0			24			15				1			4
24.5			16			4				1			1
25.0			11			8							
25.5			7			5							
26.0			2			1							
26.5													
27.0													
27.5													
28.0													
SUBTOTAL	357	42	328	363	26	236	390	170	186	105	142	117	
TOTAL		727			625			746			364		
NO SAMPLES		4			3			5			2		
SHRIMP/LB		84.3			89.5			102.0			82.1		



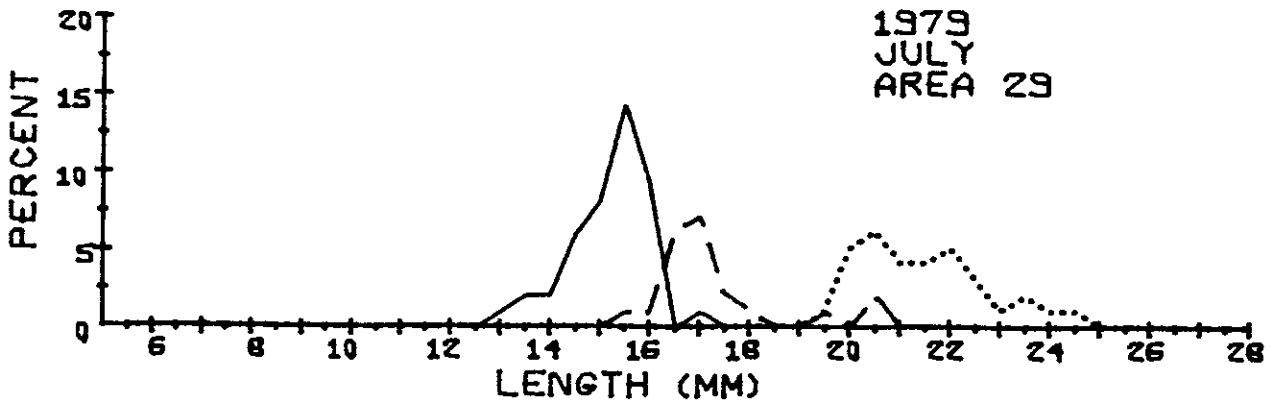
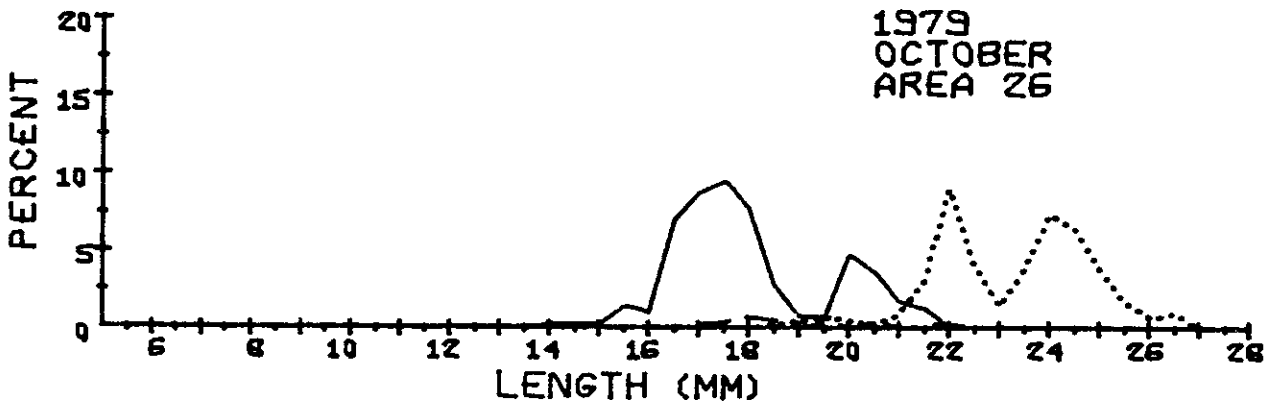
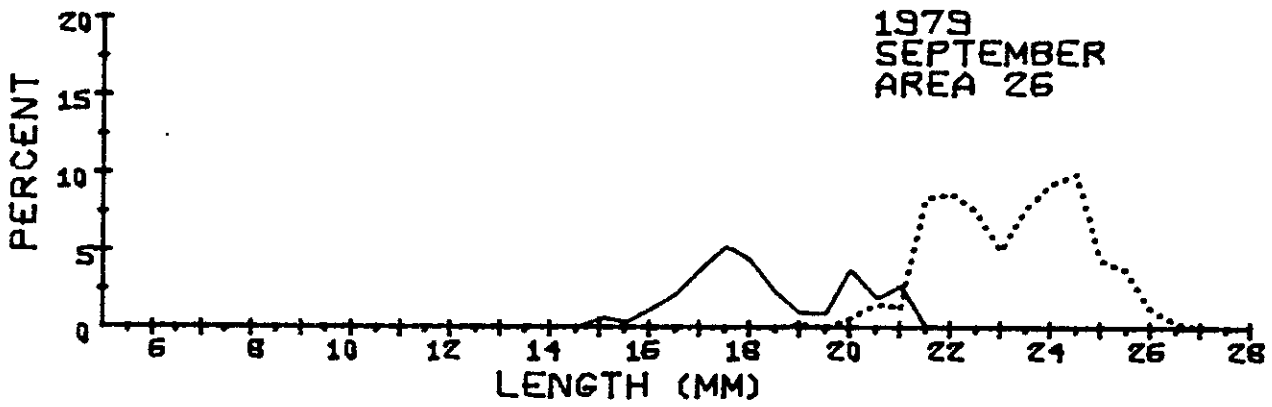
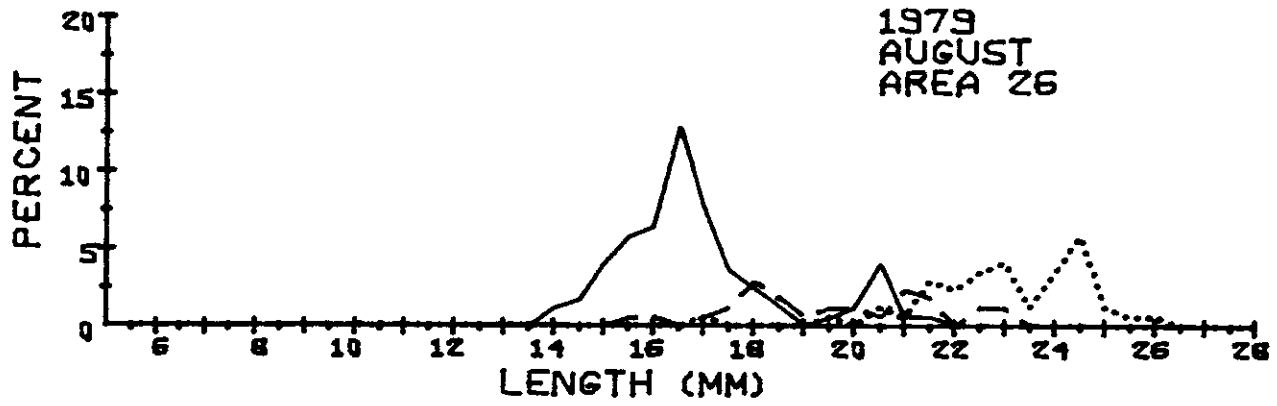
LENGTH	1979 AREA 22 MONTH 8			1979 AREA 22 MONTH 9			1979 AREA 22 MONTH 10			1979 AREA 24 MONTH 5		
	M	T	F	M	T	F	M	T	F	M	T	F
	6.0											
6.5												
7.0												
7.5												
8.0												
8.5												
9.0												
9.5												
10.0								2				
10.5								1				
11.0												
11.5												
12.0												
12.5												
13.0											1	
13.5												
14.0											1	
14.5											1	
15.0	2										5	
15.5											14	
16.0	2							3			14	
16.5	18			4				7			7	
17.0	26			8				22			5	
17.5	28	1		23		1		62			3	
18.0	24	7		39				125				
18.5	13	4	1	39		1		210			7	1
19.0	6	9		20	1			215		1	16	1
19.5	5	9	1	8	2	2		121		7	35	12
20.0	7	15	5	6	5	6		28	6	16	47	27
20.5	6	14	9	4	1	6		26	6	19	38	46
21.0	1	46	27	8	2	12		13	4	30	14	36
21.5		26	36	1	5	20		7	2	34	3	14
22.0		12	26		3	32		4	4	56		20
22.5		5	18		5	38			9	89	1	12
23.0			12		3	41			8	163	1	7
23.5			10		1	21			6	139		3
24.0			6			22			4	75		3
24.5			4			14				70		1
25.0			4			16				41		
25.5			1			5				19		
26.0										8		
26.5												
27.0												
27.5												
28.0												
SUBTOTAL	138	148	160	160	28	237	846	49	767	213	182	110
TOTAL		446			425			1662			505	
NO SAMPLES		4			3			8			3	
SHRIMP/LB		78.1			73.7			78.9			75.1	



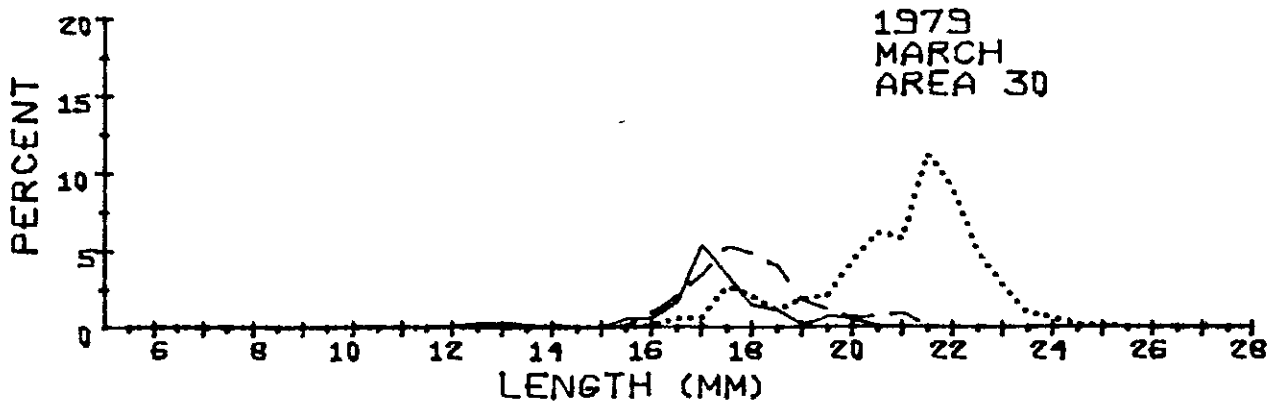
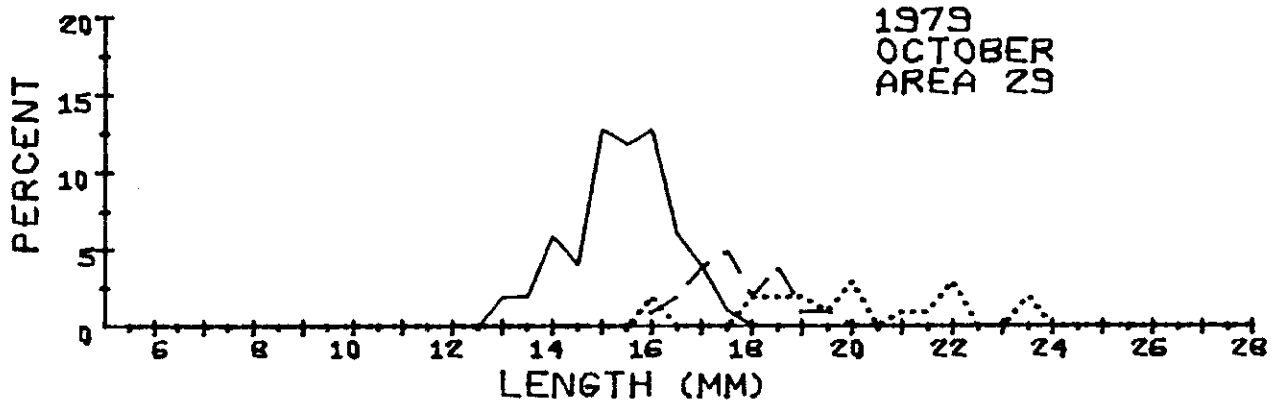
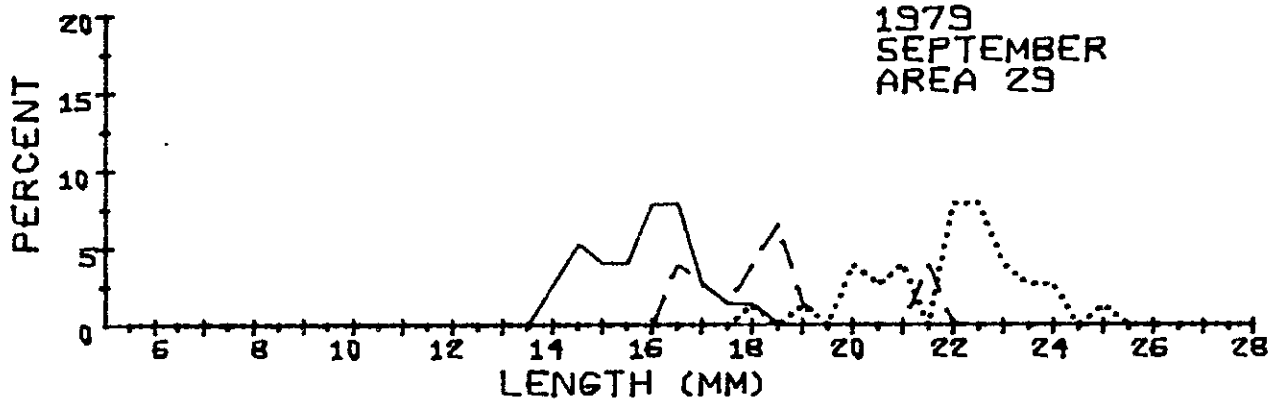
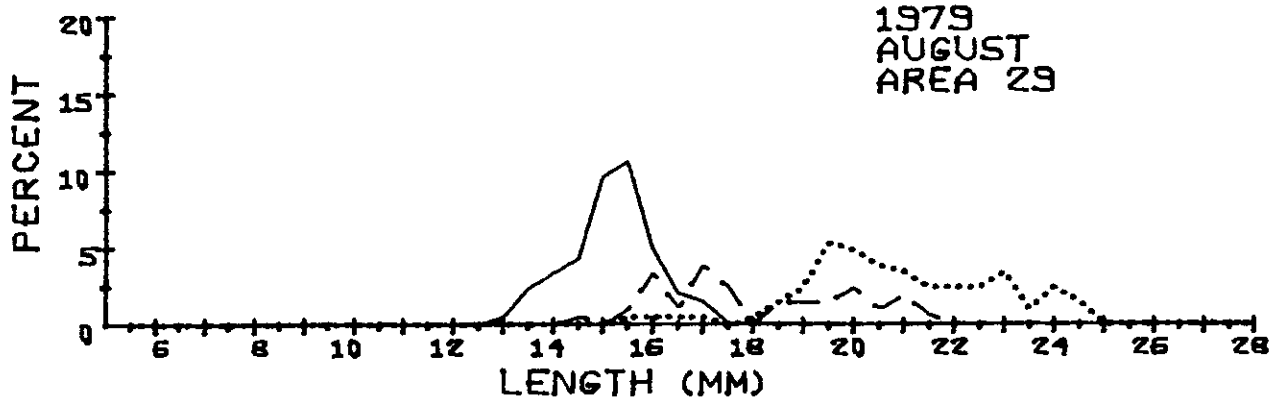
LENGTH	1979 AREA 24 MONTH 7			1979 AREA 24 MONTH 8			1979 AREA 24 MONTH 9			1979 AREA 24 MONTH 10		
	M	T	F	M	T	F	M	T	F	M	T	F
	6.0											
6.5												
7.0												
7.5												
8.0												
8.5												
9.0												
9.5												
10.0												
10.5												
11.0												
11.5												
12.0												
12.5												
13.0												
13.5												
14.0												
14.5												
15.0	1			1								
15.5				2				1				
16.0	7			4				2			1	
16.5	6			13	2			15			2	
17.0	9			33				16			16	
17.5	11			28	1			14			9	
18.0	4			18	1			13			13	
18.5	2	1		5	7			3			5	
19.0	2			2	3	1		1		1	1	
19.5	3				3			1			3	
20.0	11			5	3	1		7				
20.5	7	6		8	5	3		8		1	2	2
21.0	3	4		7	9	12		6		4	4	
21.5	1	5		3	5	14		1		8		3
22.0		4	1	1	12	12				13		5
22.5		3			6	2				8		5
23.0		1	1		1	6				15		3
23.5		5	1		3	4				17		2
24.0			2			11				14		6
24.5					2	7				15		5
25.0						8				11		1
25.5						4				2		1
26.0						5				2		1
26.5						2						
27.0												
27.5												
28.0												
SUBTOTAL	67	29	5	130	63	92	88	0	111	56	0	34
TOTAL		101			285			199			90	
NO SAMPLES		1			3			2			1	
SHRIMP/LB		88.8			75.8			67.7			78.1	



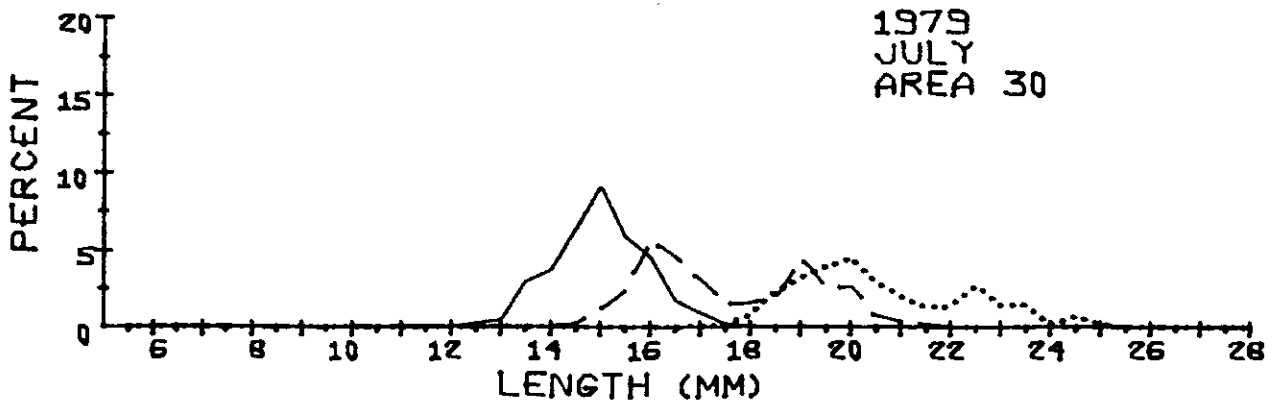
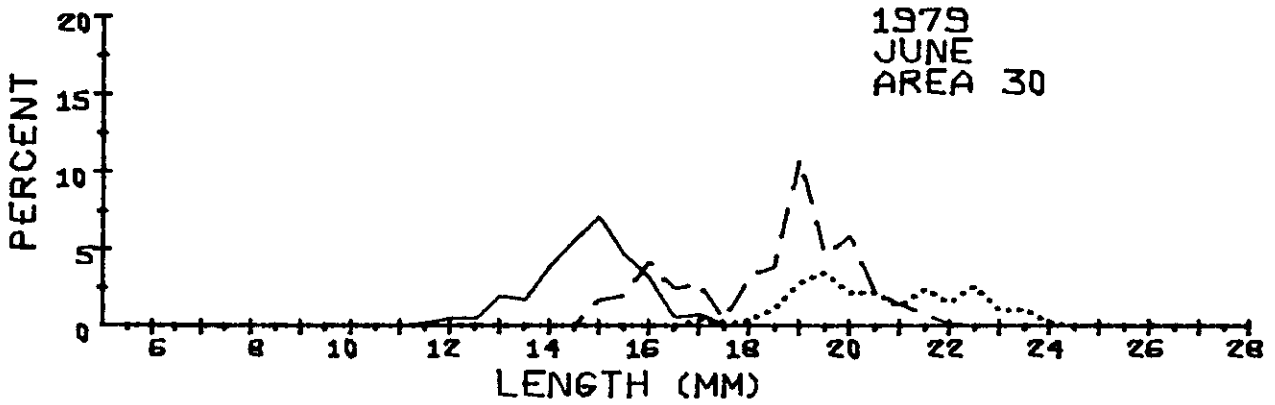
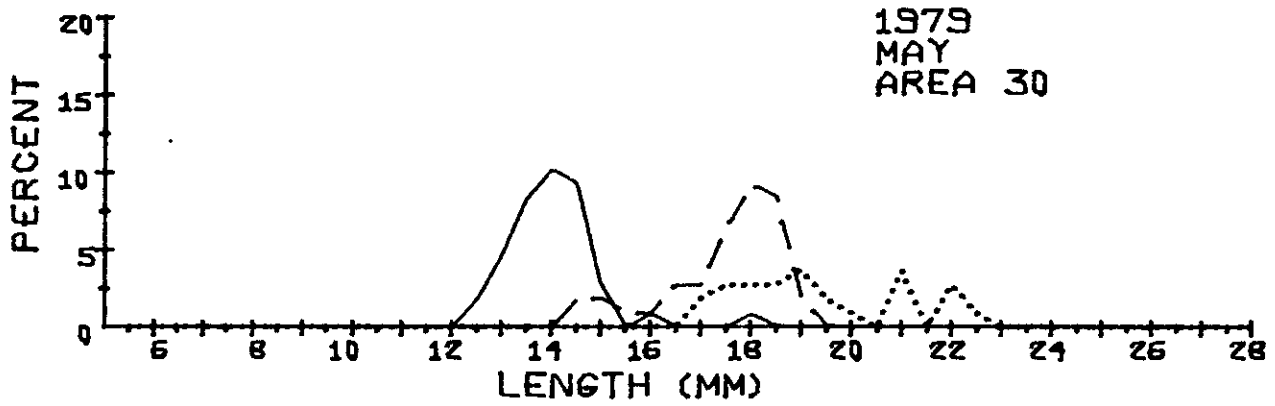
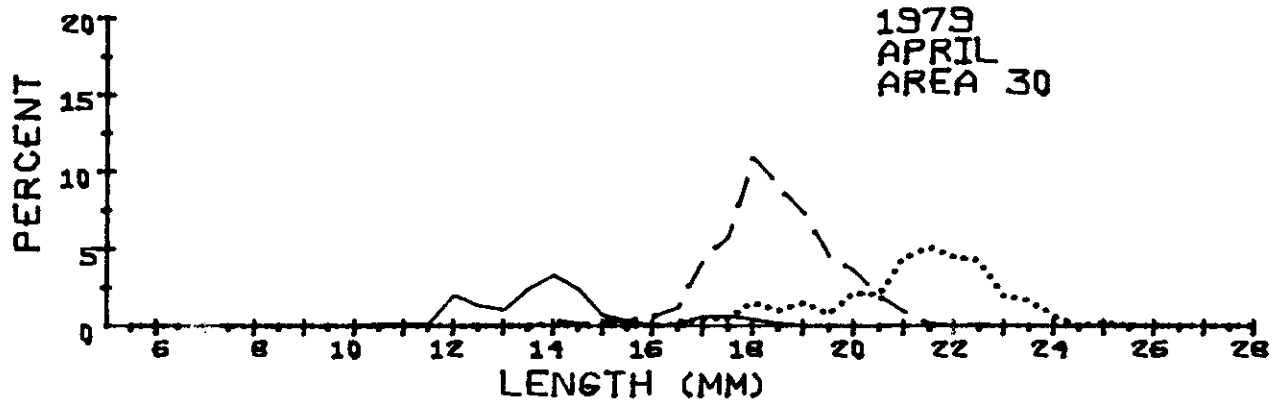
LENGTH	1979 AREA 26 MONTH 4			1979 AREA 26 MONTH 5			1979 AREA 26 MONTH 6			1979 AREA 26 MONTH 7		
	M	T	F	M	T	F	M	T	F	M	T	F
6.0												
6.5												
7.0												
7.5												
8.0												
8.5												
9.0												
9.5												
10.0												
10.5												
11.0	1											
11.5	1			1								
12.0	2			1			2					
12.5	7			6			2					
13.0	9			12			8			1		
13.5	23			16			6			1		
14.0	27			5			22			4		
14.5	22			11	1		38			6		
15.0	22						54			15		
15.5	15	3					50	4		18		
16.0	16	7		1	1		56	10		23	3	
16.5	3	6		1	2	1	39	8		15	2	
17.0	3	23	1		6	4	13	8		21	5	
17.5	20	27			14	1	7	8		10	4	
18.0	55	36	6		10	2	3	2		7	9	
18.5	73	30	11		3	3	7	7		5	5	1
19.0	89	66	22		1	3	13	7		1	4	3
19.5	44	79	23			3	29	7	2	2	8	1
20.0	34	74	32			1	25	26	6	2	3	6
20.5	3	57	15			4	22	35	4	7	3	5
21.0	1	33	17			1	9	32	11	4	6	8
21.5		15	28			2	3	25	5		11	16
22.0		11	32			1	1		7		6	10
22.5		8	25			1		6	13		3	8
23.0		2	41					6	15		1	5
23.5			47					2	11			3
24.0		1	35						13			10
24.5			26						8			6
25.0			11						7			3
25.5			4						4			1
26.0			1						1			
26.5												
27.0												
27.5												
28.0												
SUBTOTAL	470	478	377	54	38	27	409	193	107	142	73	86
TOTAL		1325			119			709			301	
NO SAMPLES		10			1			5			3	
SHRIMP/LB		86.6			167.1			95.9			89.0	



LENGTH	1979 AREA 26 MONTH 8			1979 AREA 26 MONTH 9			1979 AREA 26 MONTH 10			1979 AREA 29 MONTH 7		
	M	T	F	M	T	F	M	T	F	M	T	F
	6.0											
6.5												
7.0												
7.5												
8.0												
8.5												
9.0												
9.5												
10.0												
10.5												
11.0												
11.5												
12.0												
12.5												
13.0											1	
13.5											2	
14.0	2							1			2	
14.5	3							1			6	
15.0	7			2				1			3	
15.5	10	1		1				6			14	1
16.0	11	1		4				4			9	1
16.5	22			7				30				6
17.0	13	1	1	12				37	1		1	7
17.5	6	2		17				40	2			2
18.0	4	5		14				32	3			1
18.5	2	3		7				11	2	1		
19.0		1		3		1		3		2		
19.5	1	2	1	3				3	2	3		1
20.0	2	2		12		2		20		2		5
20.5	7	1	2	6		5		15	2	1		2
21.0	1	4	1	9		4		7		4		4
21.5	1	3	5			27		5	1	13		4
22.0			4			28			1	36		5
22.5		2	6			24				17		3
23.0		2	7			16				6		1
23.5			2			25				16		2
24.0			6			30				31		1
24.5			10			32				27		1
25.0			2			14				16		
25.5			1			12				7		
26.0			1			4				3		
26.5						1				4		
27.0												
27.5												
28.0												
SUBTOTAL	92	30	49	97	0	225	216	14	191	43	21	33
TOTAL		171			322			421			97	
NO SAMPLES		2			3			4			1	
SHRIMP/LB		88.2			62.1			73.4			104.5	

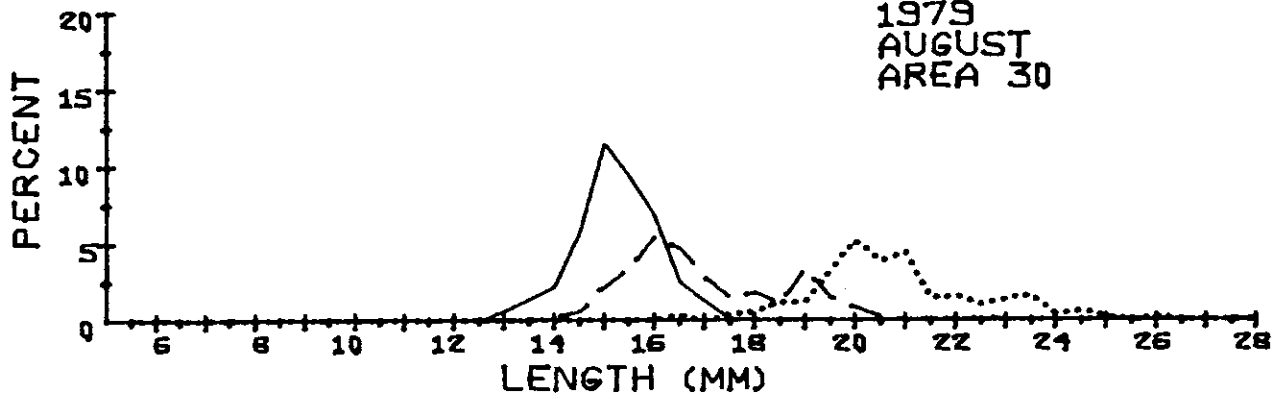


LENGTH	1979 AREA 29 MONTH 8			1979 AREA 29 MONTH 9			1979 AREA 29 MONTH 10			1979 AREA 30 MONTH 3			
	M	T	F	M	T	F	M	T	F	M	T	F	
	6.0												
6.5													
7.0													
7.5													
8.0													
8.5													
9.0													
9.5													
10.0													
10.5													
11.0													
11.5													
12.0												1	
12.5												2	
13.0	1							2				2	
13.5	5							2				1	
14.0	7			2				6				1	
14.5	9	1		4				4					
15.0	20			3				13					
15.5	22	2	1	3				12			4	1	
16.0	10	7	1	6				13	1	2	4	6	1
16.5	4	2	1	6	3			6	2		11	13	4
17.0	3	8	1	2	2			4	4		34	22	4
17.5		5		1	1			1	5		21	33	17
18.0			1	1	3	1			2	2	9	30	13
18.5		3	3		5				4	2	7	25	7
19.0		3	5		1	1			1	2	1	11	12
19.5		3	11						1	1	5	7	13
20.0		5	10			3				3	3	4	27
20.5		2	8			2						5	39
21.0		4	7			3				1		6	36
21.5		1	5		3					1			71
22.0			5			6				3			57
22.5			5			6							31
23.0			7			3							17
23.5			2			2				2			6
24.0			5			2							4
24.5			3										1
25.0						1							1
25.5													
26.0													
26.5													
27.0													
27.5													
28.0													
SUBTOTAL	81	46	81	28	18	30	63	20	19	106	163	361	
TOTAL		208			76			102			630		
NO SAMPLES		2			1			1			3		
SHRIMP/LB		100.3			93.9			122.1			82.5		

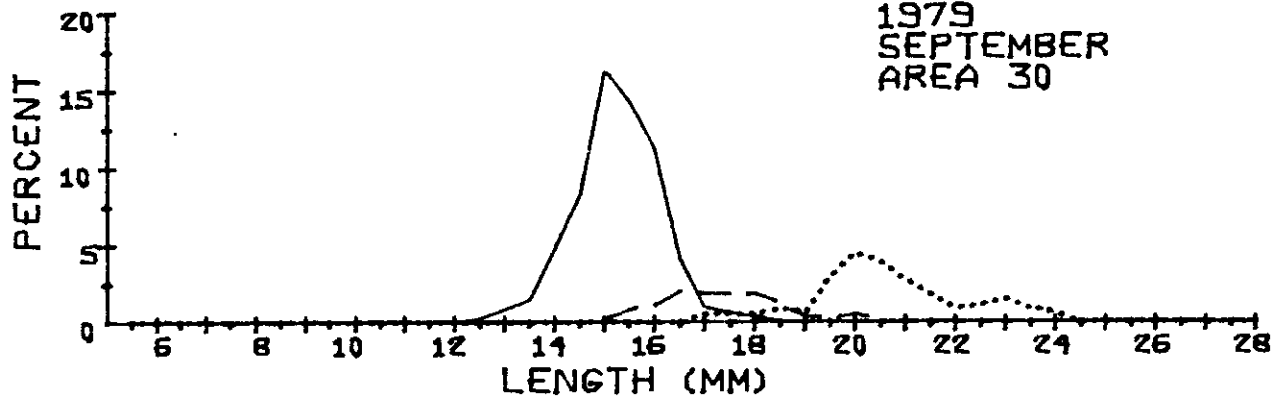


LENGTH	1979 AREA 30 MONTH 4			1979 AREA 30 MONTH 5			1979 AREA 30 MONTH 6			1979 AREA 30 MONTH 7			
	M	T	F	M	T	F	M	T	F	M	T	F	
6.0													
6.5													
7.0													
7.5													
8.0													
8.5													
9.0													
9.5													
10.0											1		
10.5	1												
11.0	1										1		
11.5	1							2			1		
12.0	16							5					
12.5	10			2				4			2		
13.0	8			5				18			3		
13.5	19			9				15			17		
14.0	26	3		11				36			21		
14.5	18	1		10	2			52	1		36	2	
15.0	5	2		3	2			66	16		51	7	
15.5	2	3			1			42	19		32	14	
16.0		5		1	1			29	39		25	32	
16.5	1	10	2		3			5	22		9	25	
17.0	5	34	4		3	2		7	26	4	5	17	1
17.5	5	46	4		7	3			4	2	1	8	1
18.0	3	85	12	1	10	3			30	4		9	5
18.5	1	70	8		9	3			36	10		11	13
19.0		57	12		2	4			100	26		25	18
19.5		35	6			2			42	32		14	22
20.0		28	17			1			54	20		15	25
20.5		15	16						20	20		4	16
21.0		7	35			4			13	12		2	11
21.5		1	40						7	22		1	7
22.0			35			3			1	14			8
22.5		1	33			1				24			15
23.0			15							9			3
23.5			13							10			8
24.0			5							2			1
24.5													4
25.0			2										1
25.5													
26.0													
26.5													
27.0													
27.5													
28.0													
SUBTOTAL	122	403	259	42	40	26	281	430	211	205	186	164	
TOTAL		784			108			922			555		
NO SAMPLES		7			1			9			5		
SHRIMP/LB		98.9			135.7			119.2			110.2		

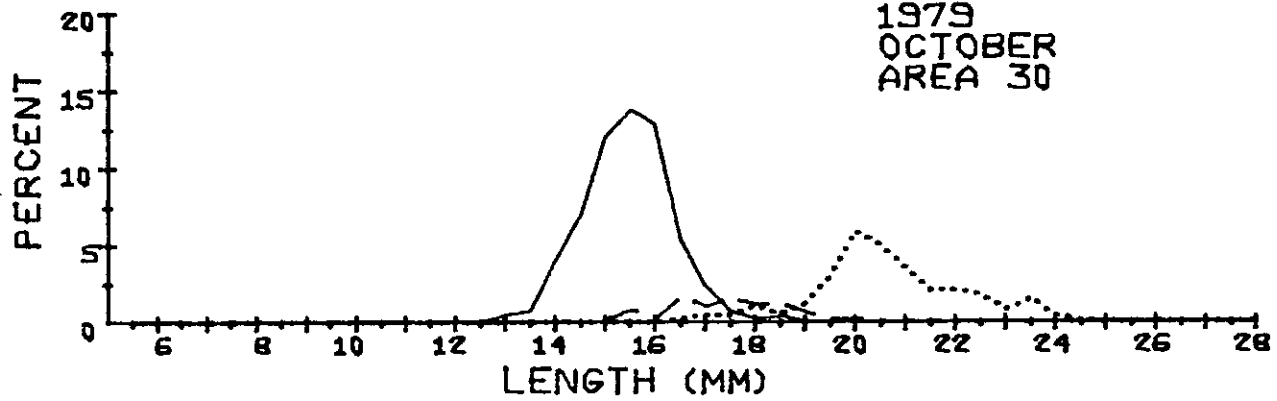
1979
AUGUST
AREA 30



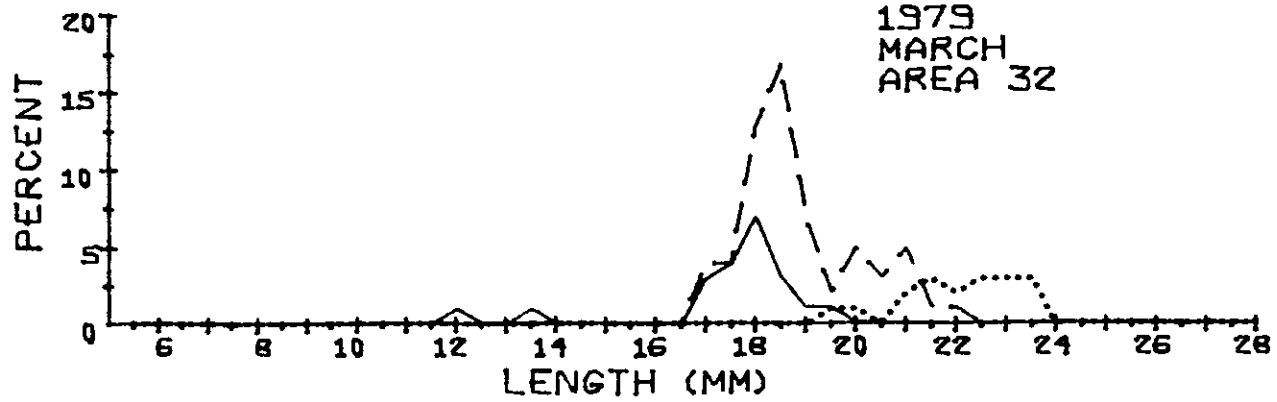
1979
SEPTEMBER
AREA 30



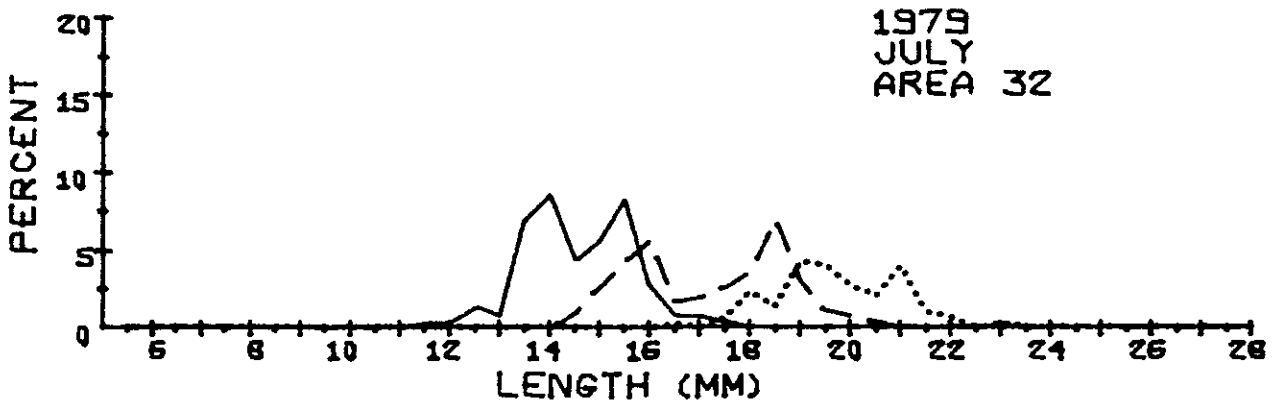
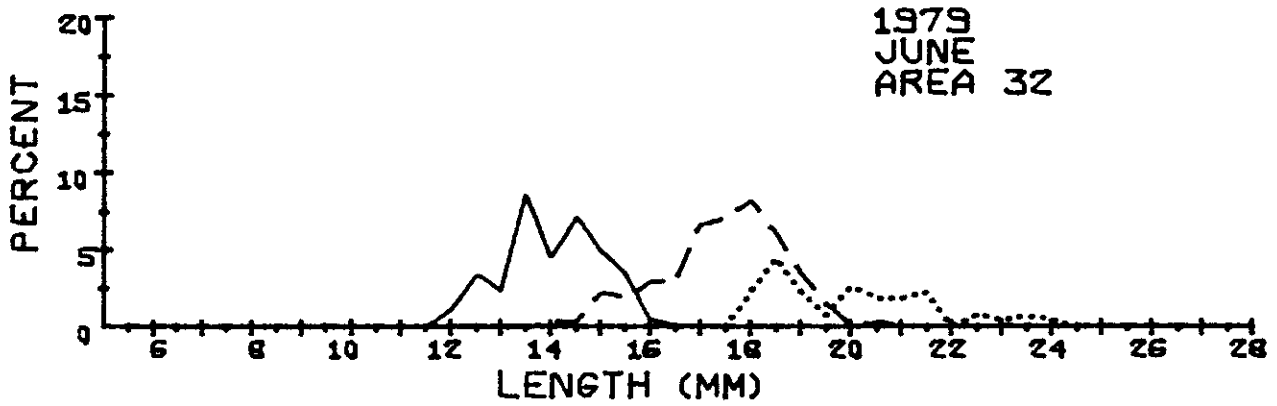
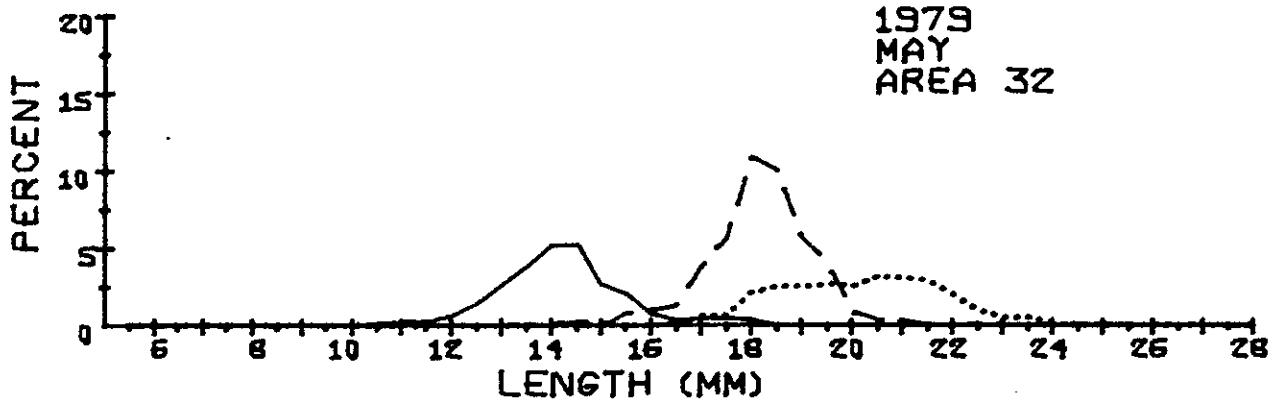
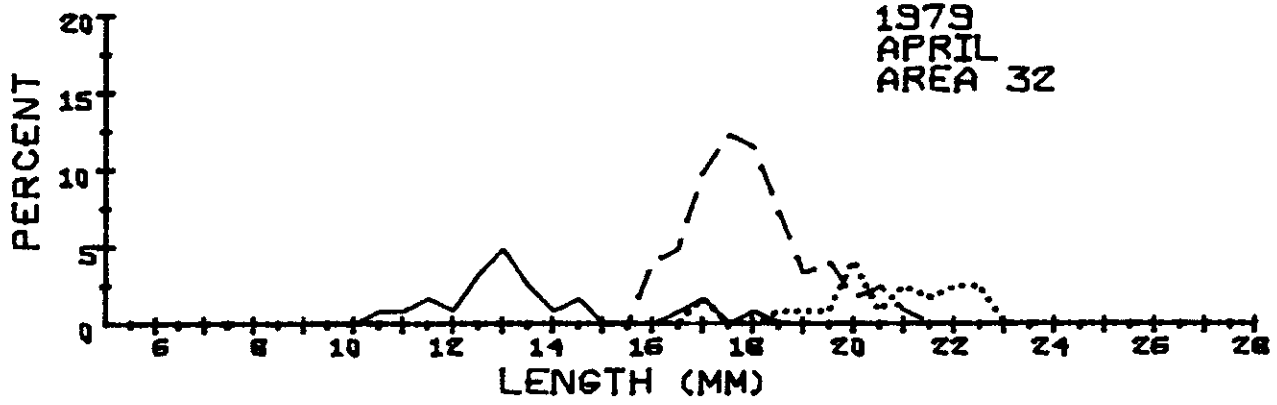
1979
OCTOBER
AREA 30



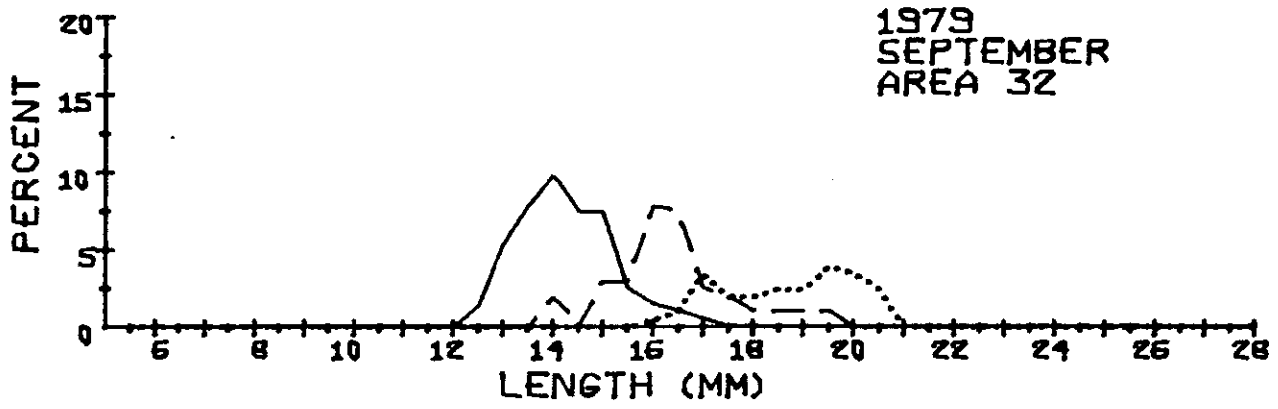
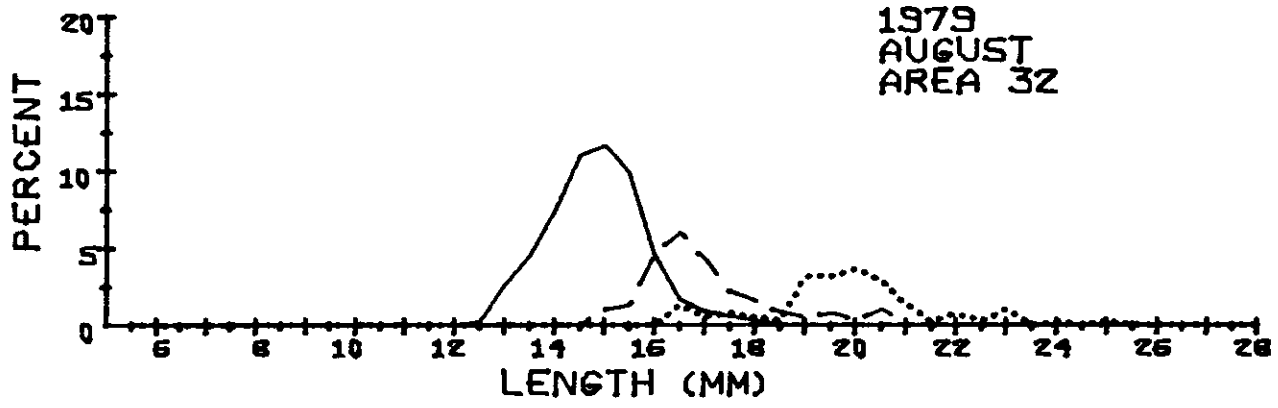
1979
MARCH
AREA 32



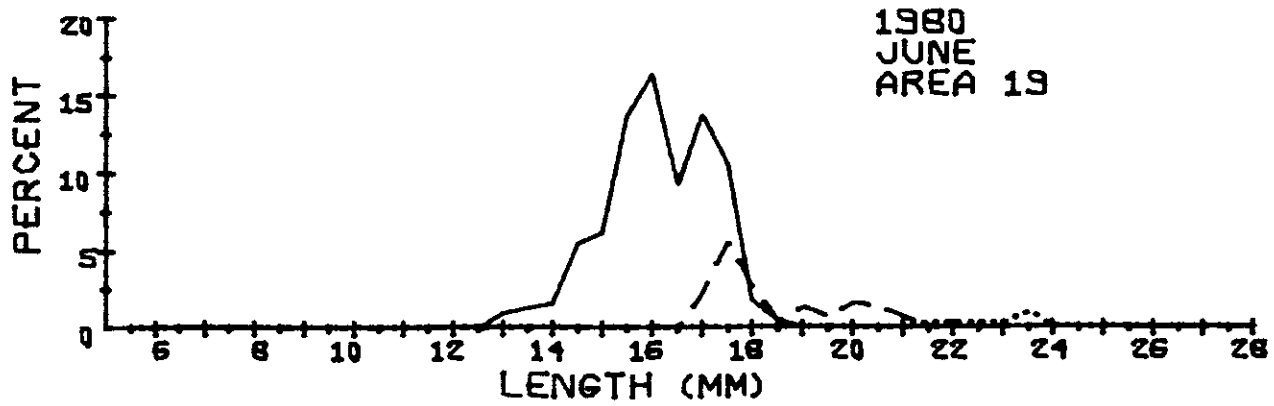
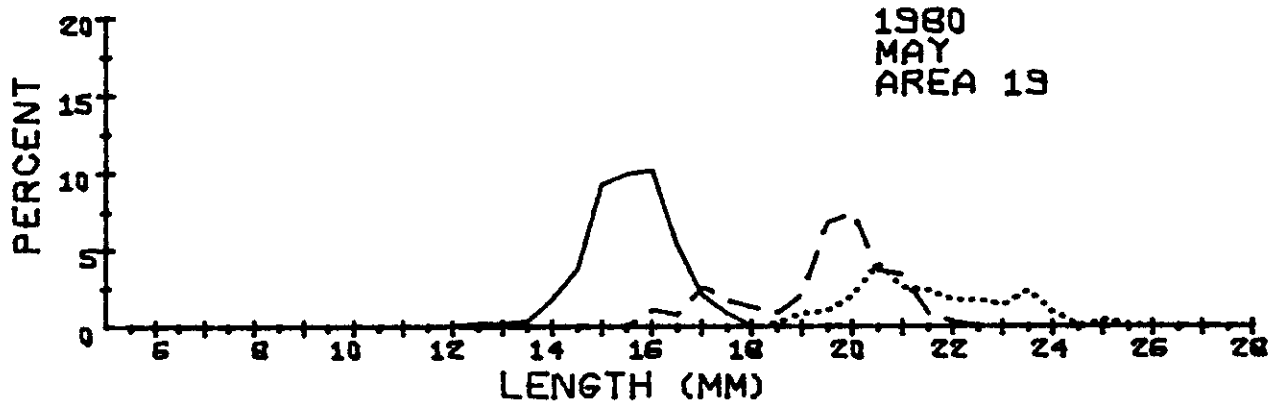
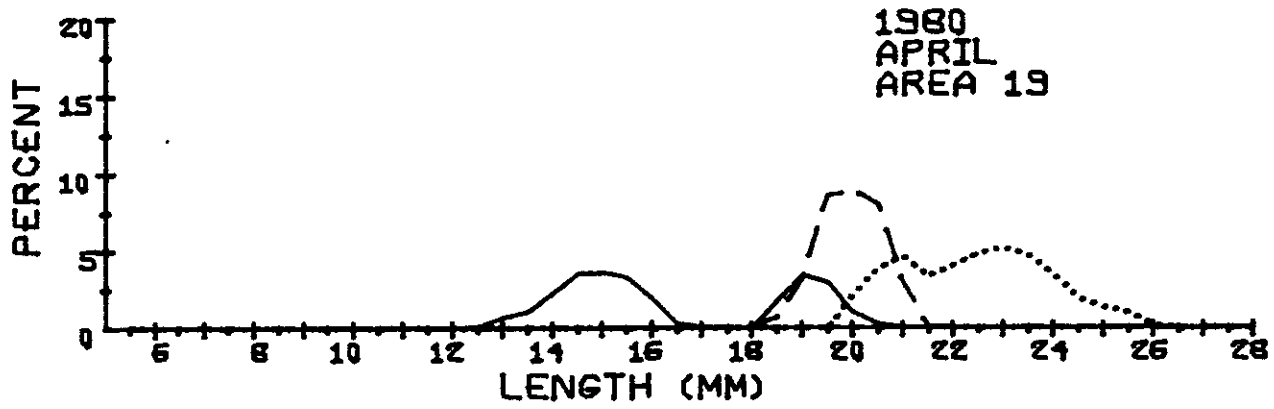
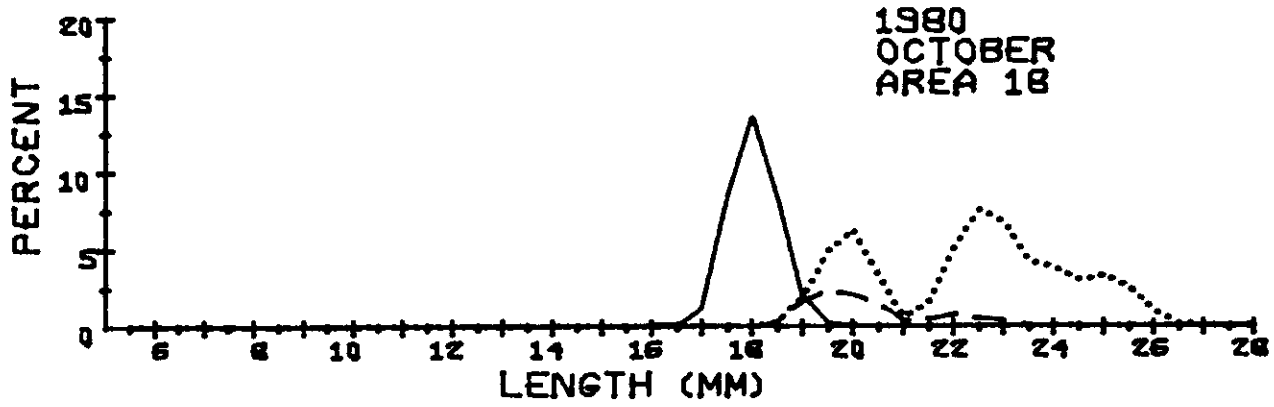
LENGTH	1979 AREA 30 MONTH 8			1979 AREA 30 MONTH 9			1979 AREA 30 MONTH 10			1979 AREA 32 MONTH 3			
	M	T	F	M	T	F	M	T	F	M	T	F	
	6.0												
6.5													
7.0													
7.5													
8.0													
8.5													
9.0													
9.5													
10.0													
10.5													
11.0													
11.5													
12.0									1		1		
12.5				1									
13.0	3			3				5					
13.5	7			5				7			1		
14.0	11	1		16				39	1				
14.5	29	3		28				68					
15.0	57	11		54	1			116	2				
15.5	46	17		47	3			133	8	1			
16.0	34	27		37	4			123	3				
16.5	12	23	2	13	7			51	16	3			
17.0	6	14		3	6	2		22	10	5	3	4	
17.5		7	2	2	6	2		6	16	5	4	4	
18.0		9	3	1	6	2		2	11	11	7	13	
18.5		5	6		4	3		4	12	5	3	17	
19.0		17	6		1	2			6	12	1	7	
19.5		7	16		1	10			2	29	1	2	1
20.0		4	26		2	15		1	3	57		5	1
20.5		1	19			13				48		3	
21.0			22			9				34		5	2
21.5		1	7			6				20		1	3
22.0			8			3				20		1	2
22.5		1	5			4				17			3
23.0			7			5				8			3
23.5			8			3				15			3
24.0			2			2				4			
24.5			3							1			
25.0			1										
25.5													
26.0			1										
26.5													
27.0													
27.5													
28.0													
SUBTOTAL	205	148	144	210	41	81	578	90	295	21	62	18	
TOTAL		497			332			963			101		
NO SAMPLES		5			3			8			1		
SHRIMP/LB		118.2			130.5			115.6			89.5		



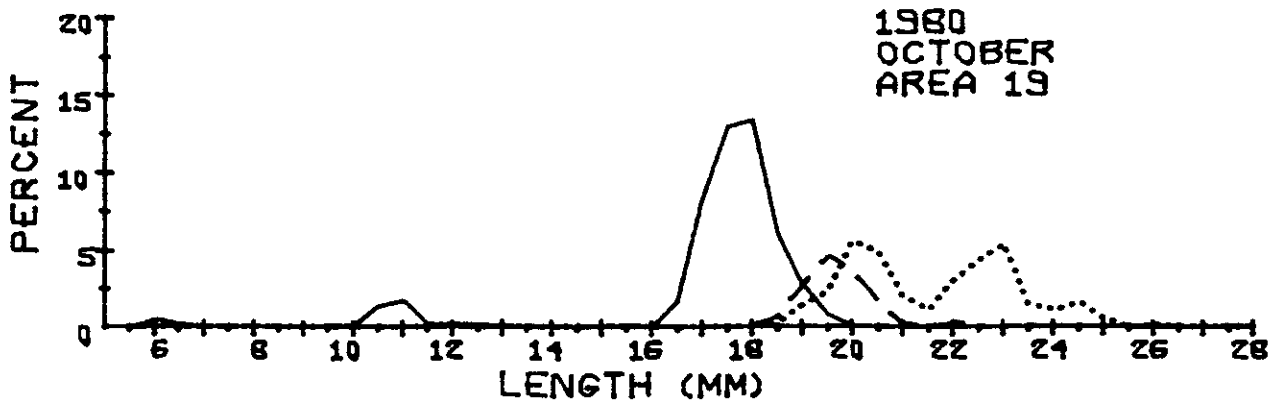
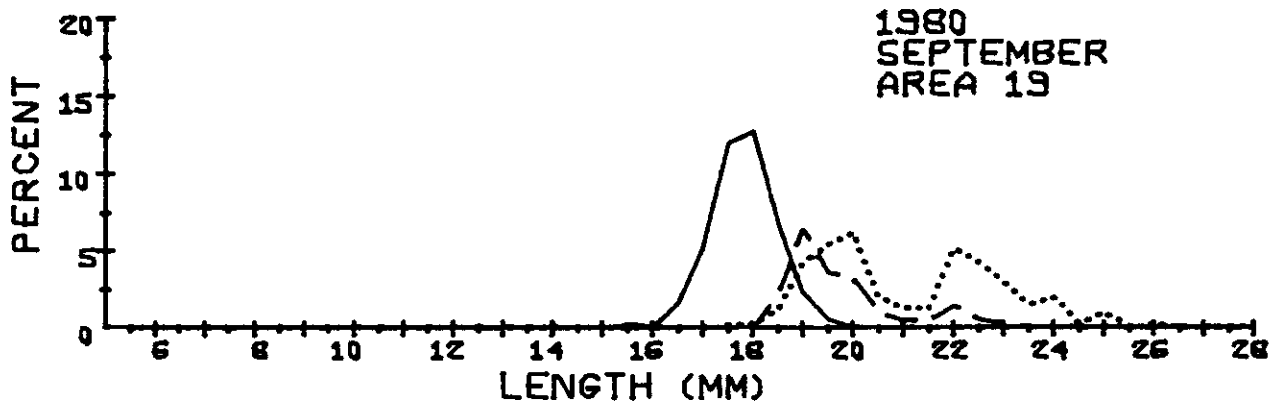
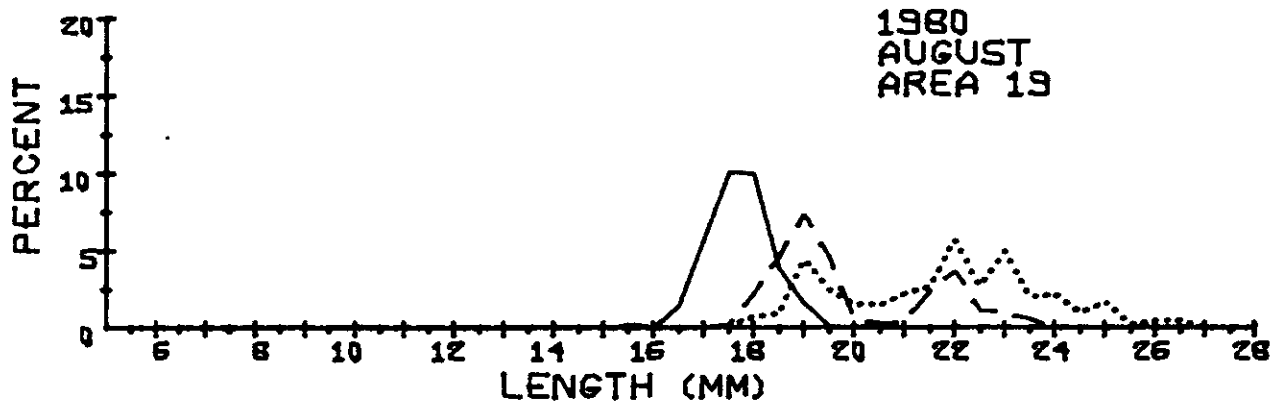
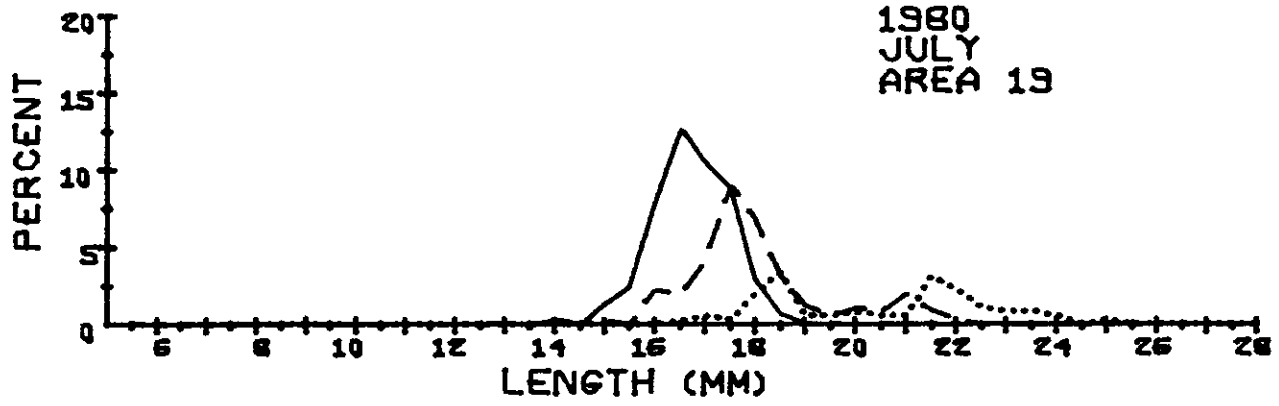
LENGTH	1979 AREA 32 MONTH 4			1979 AREA 32 MONTH 5			1979 AREA 32 MONTH 6			1979 AREA 32 MONTH 7		
	M	T	F	M	T	F	M	T	F	M	T	F
	6.0											
6.5												
7.0												
7.5												
8.0												
8.5												
9.0												
9.5												
10.0												
10.5	1			1								
11.0	1			2								
11.5	2			2						1		
12.0	1			4			3			1		
12.5	4			9			9			4		
13.0	6			16			6			2		
13.5	3			23			23			21		
14.0	1			31	1		12	1		26		
14.5	2			31	2		19	1		13	3	
15.0				15			13	6		17	8	
15.5				12	5		9	5		25	13	
16.0		5		4	6		1	8		8	17	
16.5	1	6		2	8	1		8		2	5	1
17.0	2	12	2	3	23	4		18		2	6	
17.5		15		3	34	4		19		1	8	2
18.0	1	14		2	64	13		22	6		11	7
18.5		9	1		59	15		16	12		21	4
19.0		4	1		33	15		9	6		9	13
19.5		5	1		24	16		4	2		3	12
20.0		2	5		5	15			7		2	8
20.5		3	1		2	19		1	5		1	6
21.0		1	3		2	18			5			12
21.5			2			17			6			3
22.0			3			12						2
22.5			3		1	6			2			
23.0						3			1			1
23.5						3			2			
24.0						1			1			
24.5												
25.0												
25.5												
26.0												
26.5												
27.0												
27.5												
28.0												
SUBTOTAL	25	76	22	160	269	162	95	118	55	123	107	71
TOTAL		123			591			268			301	
NO SAMPLES		1			5			3			3	
SHRIMP/LB		111.1			139.5			129.3			131.4	



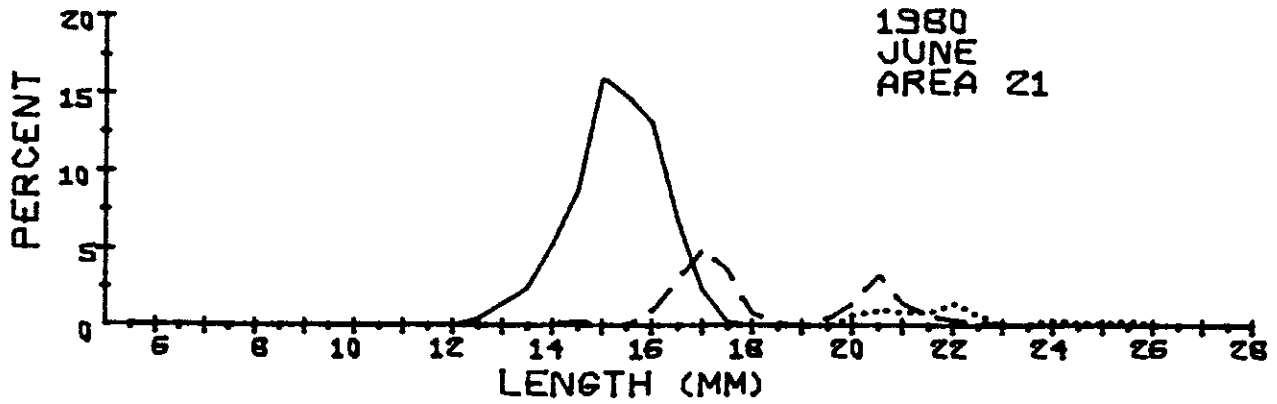
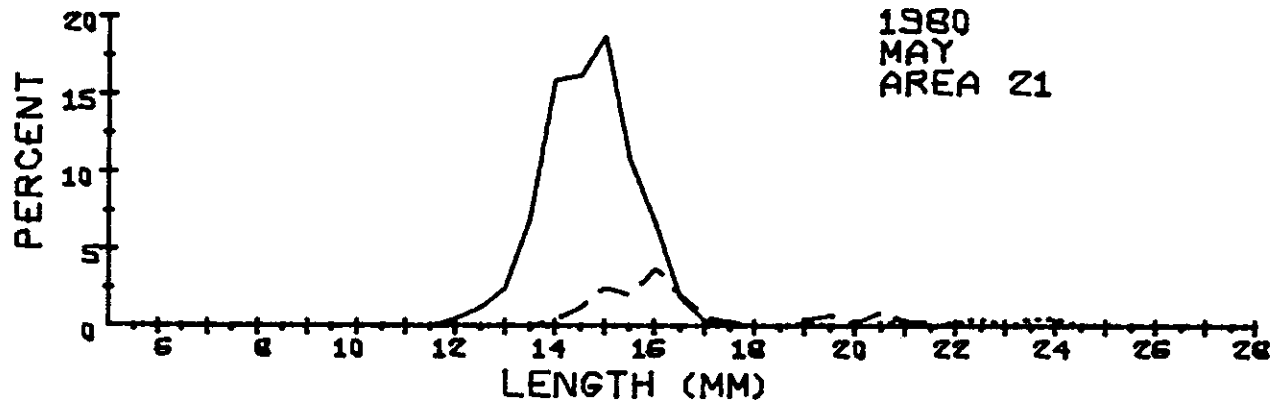
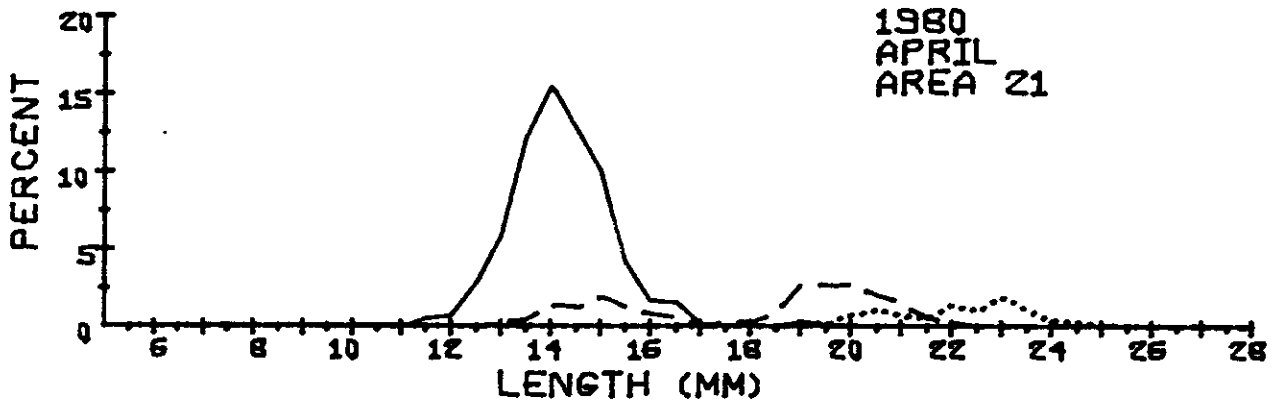
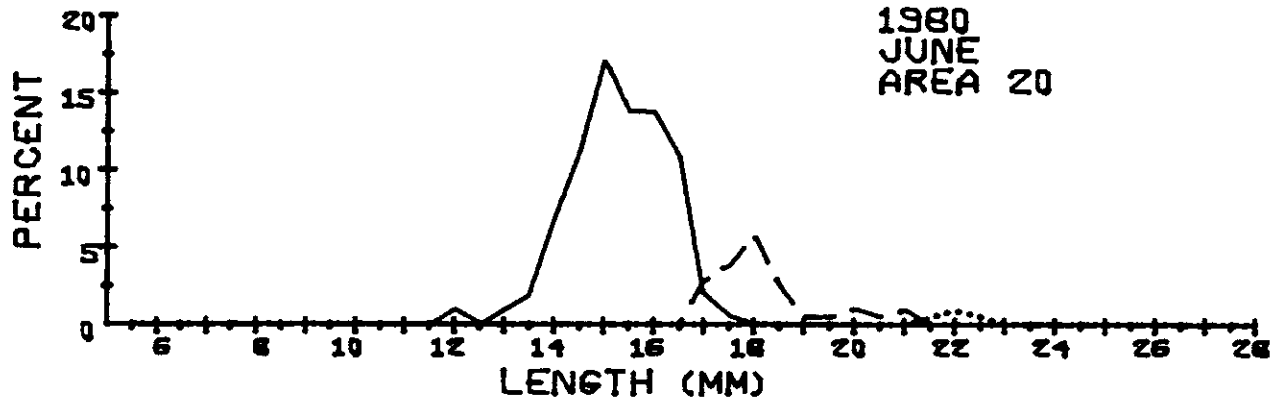
LENGTH	1979			1979			0			0		
	AREA 32			AREA 32			AREA 0			AREA 0		
	MONTH 8			MONTH 9			MONTH 0			MONTH 0		
	M	T	F	M	T	F	M	T	F	M	T	F
6.0												
6.5												
7.0												
7.5												
8.0												
8.5												
9.0												
9.5												
10.0												
10.5												
11.0												
11.5												
12.0												
12.5	1			3								
13.0	10			11								
13.5	17			16								
14.0	28			20	4							
14.5	42			15								
15.0	44	4		15	6							
15.5	37	5		5	6							
16.0	17	18		3	16	1						
16.5	6	23	5	2	15	2						
17.0	3	16	2	1	5	7						
17.5	2	8	3		4	4						
18.0	1	6	2		2	4						
18.5		3	1		2	5						
19.0		2	12		2	5						
19.5		3	12		2	8						
20.0		1	14			7						
20.5		4	11			5						
21.0			5									
21.5			1									
22.0			3									
22.5			1									
23.0			4									
23.5												
24.0			1									
24.5												
25.0			1									
25.5												
26.0												
26.5												
27.0												
27.5												
28.0												
SUBTOTAL	208	93	78	91	64	48	0	0	0	0	0	0
TOTAL		379			203			0			0	
NO SAMPLES		3			2			0			0	
SHRIMP/LB		129.5			146.2			0.0			0.0	



LENGTH	1980 AREA 18 MONTH 10			1980 AREA 19 MONTH 4			1980 AREA 19 MONTH 5			1980 AREA 19 MONTH 6		
	M	T	F	M	T	F	M	T	F	M	T	F
	6.0											
6.5												
7.0												
7.5												
8.0												
8.5												
9.0												
9.5												
10.0												
10.5												
11.0												
11.5												
12.0								1				
12.5				1				2				
13.0				4				2			3	
13.5				6				3			4	
14.0				12				12			5	
14.5				19				25			17	
15.0				19				60			19	
15.5				17				64	1		42	
16.0	1			10				65	7		50	
16.5	1			1				33	5		28	
17.0	8							13	17		42	7
17.5	55							5	11		32	17
18.0	87				1				8		5	8
18.5	52	2	2	10	4				6	2	1	1
19.0	12	11	12	18	17				14	6		4
19.5	1	15	31	15	45		1	44	7			2
20.0		13	40	5	46	11		47	13			5
20.5		9	21	1	41	20		23	26			4
21.0		2	4		15	24		21	16			2
21.5		3	10			17		5	15			1
22.0		5	32			21		2	11			1
22.5		3	48			25			11			1
23.0		2	43			27			9			1
23.5			27			24			15			3
24.0			24			18			6			
24.5			19			10						
25.0			21			7			3			
25.5			16			5			1			
26.0			6			1						
26.5			1									
27.0												
27.5												
28.0												
SUBTOTAL	217	65	357	138	169	210	286	211	141	248	50	7
TOTAL		639			517			638			305	
NO SAMPLES		6			5			6			3	
SHRIMP/LB		86.3			85.5			103.0			140.2	

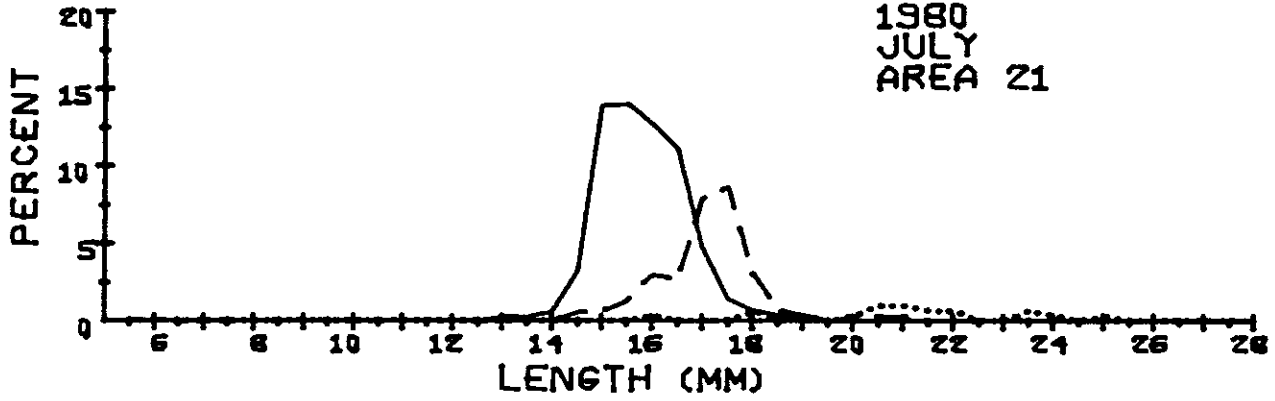


LENGTH	1980 AREA 19 MONTH 7			1980 AREA 19 MONTH 8			1980 AREA 19 MONTH 9			1980 AREA 19 MONTH 10		
	M	T	F	M	T	F	M	T	F	M	T	F
6.0												3
6.5												1
7.0												
7.5												
8.0												
8.5												
9.0												
9.5												1
10.0												1
10.5												8
11.0												10
11.5												1
12.0												1
12.5												1
13.0												
13.5												
14.0	1											
14.5												
15.0	5	1										
15.5	9			1			1					1
16.0	28	8		6			7					10
16.5	45	7	1	6			7					10
17.0	37	15	2	23			21					46
17.5	31	32	1	41	1	1	49		1			73
18.0	10	24	7	40	9	3	52		1			75
18.5	2	11	12	15	19	4	27	9	5			33
19.0		4	2	6	30	18	9	26	17			15
19.5		2	2		18	10	2	14	22			4
20.0		4	3		2	6		13	25			20
20.5		3	2		1	6		4	8			9
21.0		7	2		2	9		2	5			1
21.5		3	11		10	11		2	5			6
22.0		1	8		15	23		6	21			2
22.5			4		4	11		2	17			24
23.0			3		4	20		1	12			30
23.5			3		2	8			6			8
24.0			2			9			8			6
24.5						4			1			9
25.0			1			7			4			3
25.5						1						
26.0						2			1			1
26.5						2						
27.0												
27.5												
28.0												
SUBTOTAL	168	122	66	132	117	155	168	79	159	284	78	195
TOTAL		356			404			406			557	
NO SAMPLES		3			4			4			4	
SHRIMP/LB		76.9			79.5			85.2			84.9	

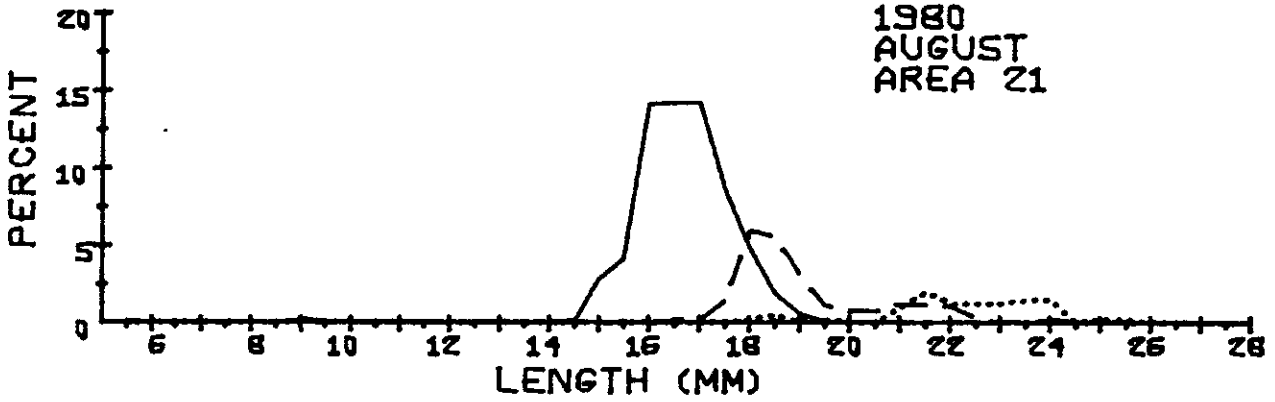


LENGTH	1980 AREA 20 MONTH 6			1980 AREA 21 MONTH 4			1980 AREA 21 MONTH 5			1980 AREA 21 MONTH 6		
	M	T	F	M	T	F	M	T	F	M	T	F
	6.0											
6.5												
7.0												
7.5												
8.0												
8.5												
9.0												
9.5												
10.0												
10.5												
11.0												
11.5				6								
12.0	2			8	1		2					
12.5				30			5			3		
13.0	2			59	3		10			9		
13.5	4			124	5		28			15		
14.0	14			157	14		64	2		32	1	
14.5	23			127	12		65	5		53	2	
15.0	35			101	20		75	10		96		
15.5	28			41	12		43	8		88	1	
16.0	28			16	8		27	15		78	6	
16.5	22			15	5		7	8		40	18	
17.0	4	6		1	1		1	2		13	30	
17.5	1	8			3			1		1	21	
18.0		12			3						4	
18.5		5		1	9						1	
19.0		1		3	28	3		2	1			
19.5		1		1	27	2		3			3	
20.0		2			28	8		1			9	4
20.5		1			20	11		4	1		20	6
21.0		2			15	7		1	1		8	5
21.5			1		5	5		1			4	5
22.0			2		2	14			1		2	9
22.5			1			10			2		1	4
23.0					1	20						
23.5						11			2			1
24.0						4			2			2
24.5						3						1
25.0						1						1
25.5												2
26.0												
26.5												
27.0												
27.5												
28.0												
SUBTOTAL	163	38	4	690	222	99	327	63	10	428	131	40
TOTAL		205			1011			400			599	
NO SAMPLES		2			10			4			5	
SHRIMP/LB		139.0			156.4			191.8			140.1	

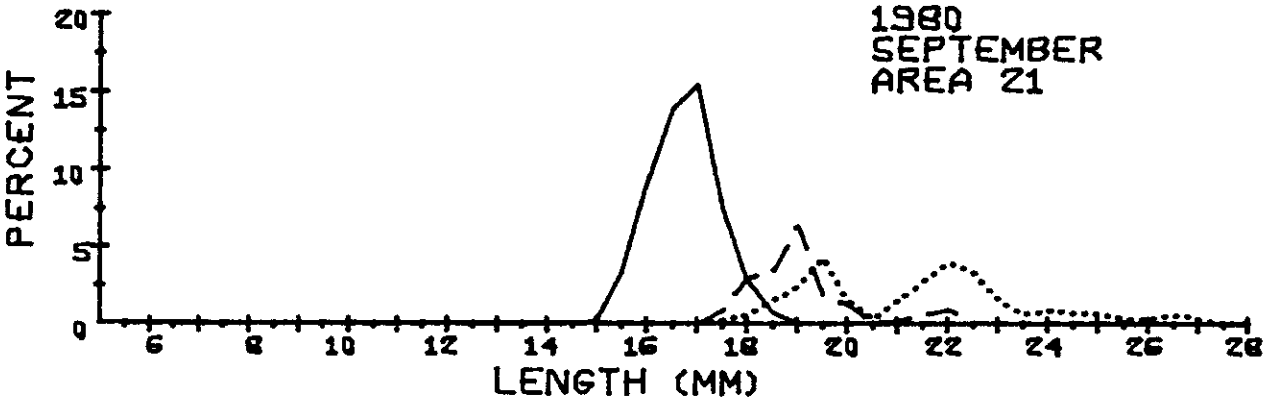
1980
JULY
AREA 21



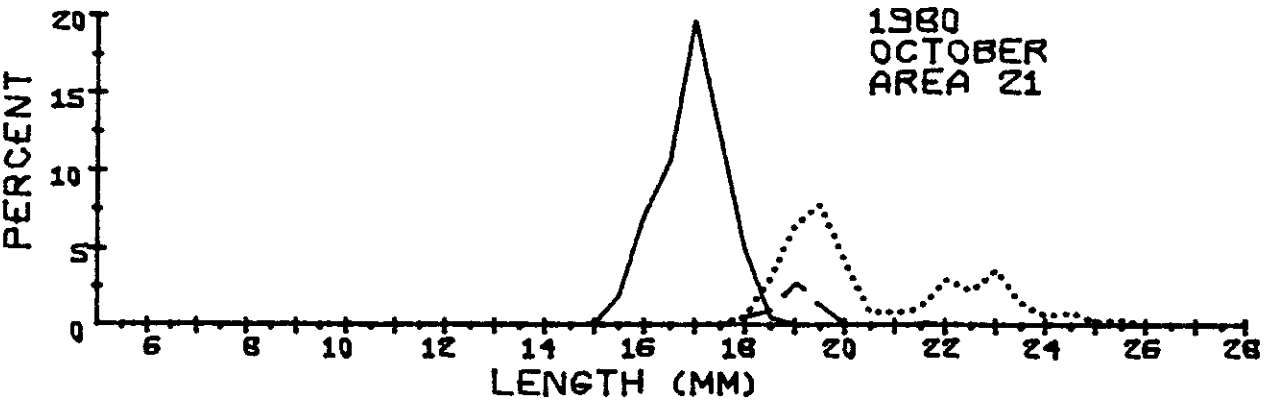
1980
AUGUST
AREA 21



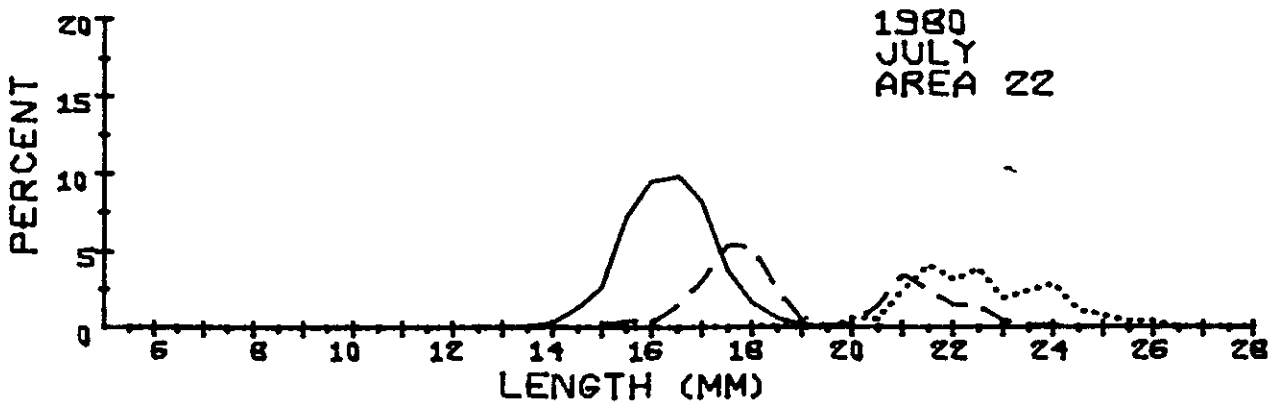
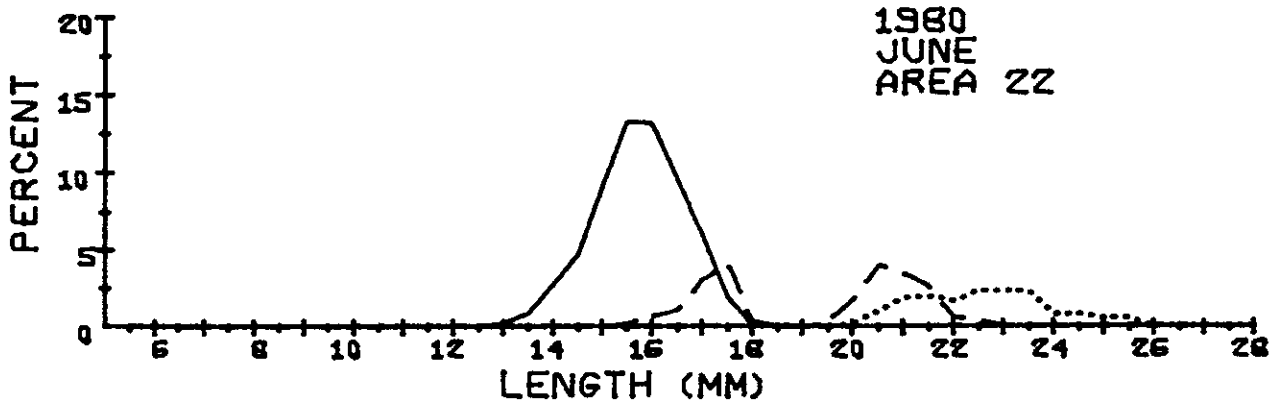
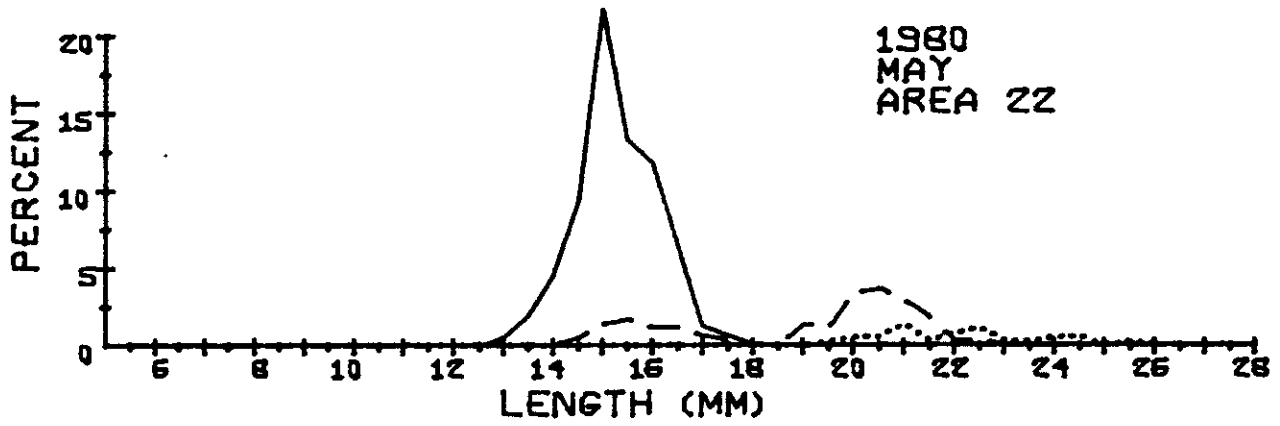
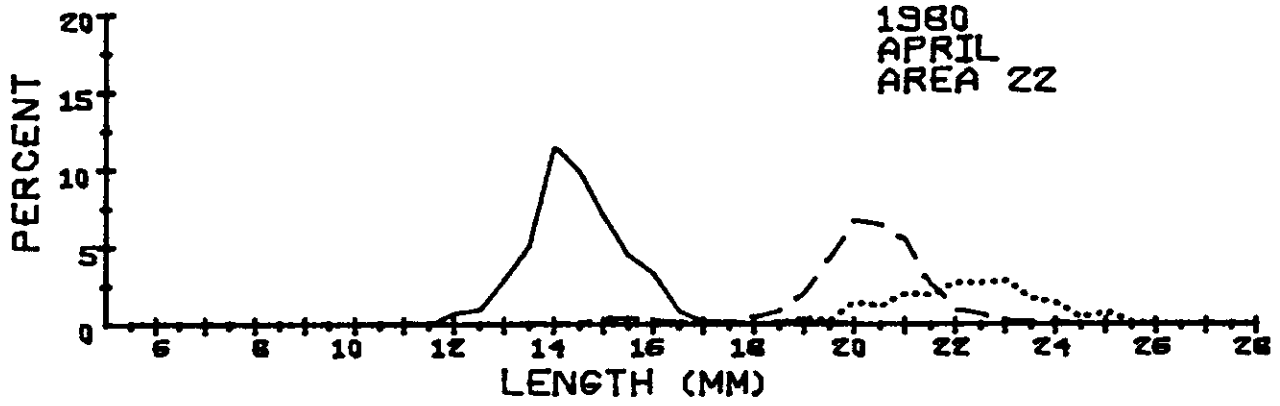
1980
SEPTEMBER
AREA 21



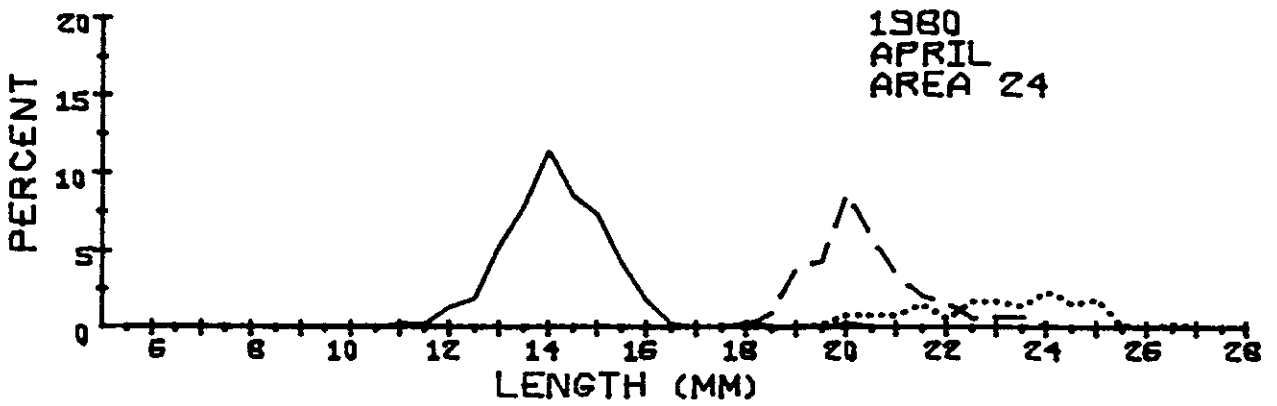
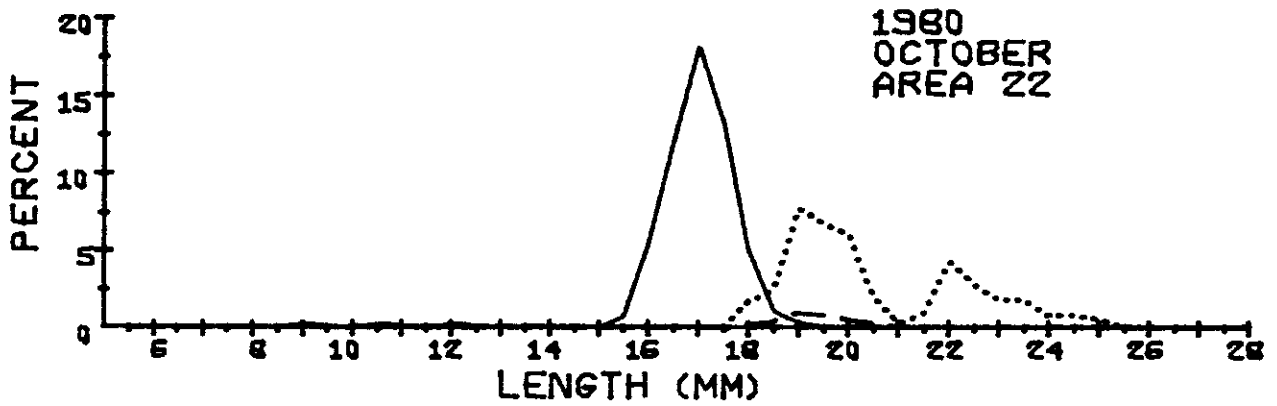
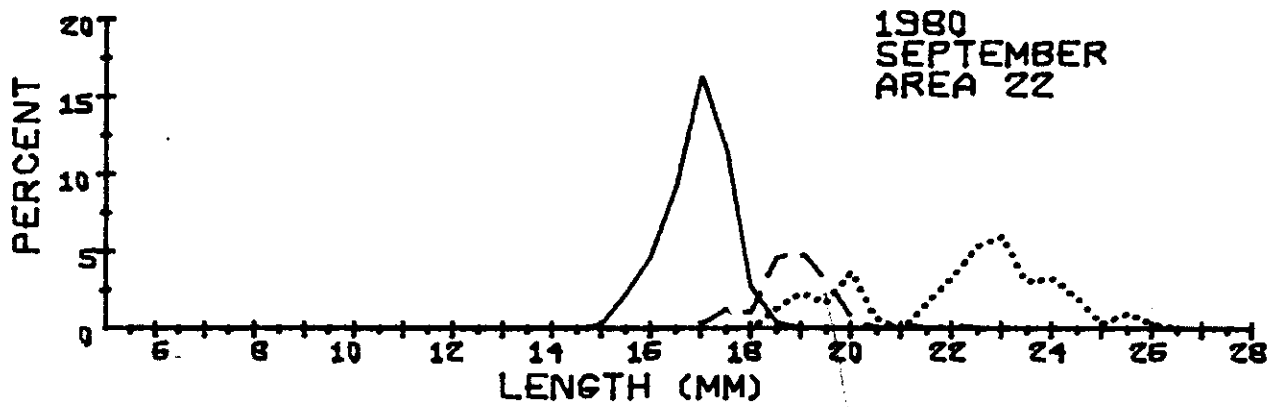
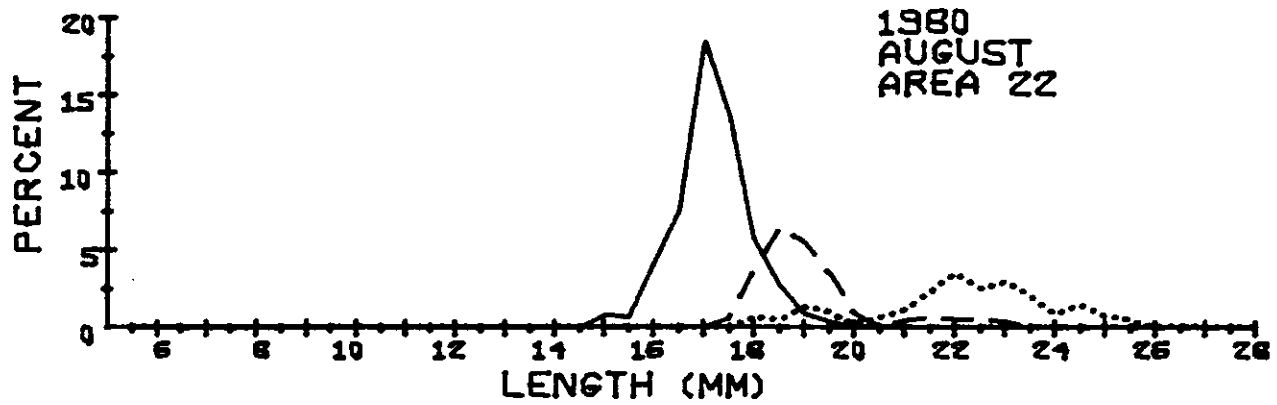
1980
OCTOBER
AREA 21



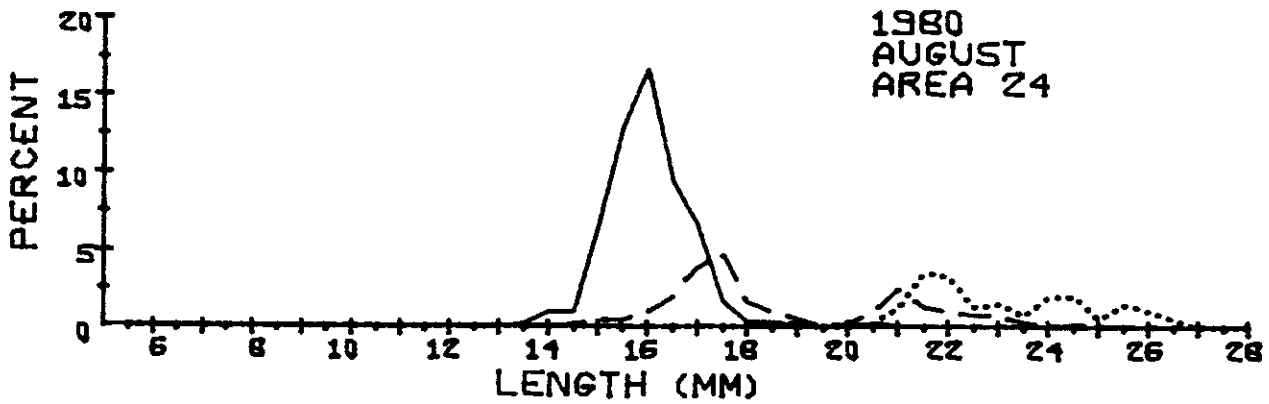
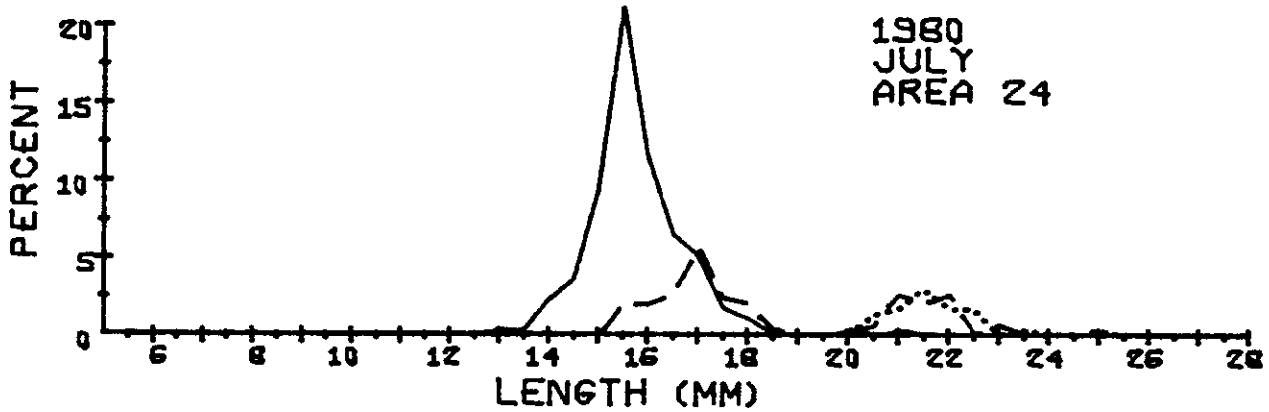
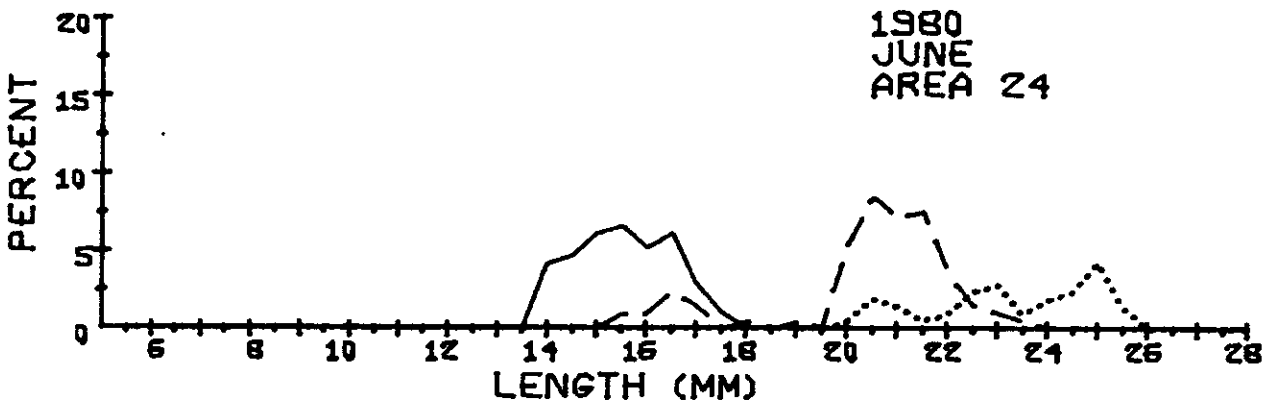
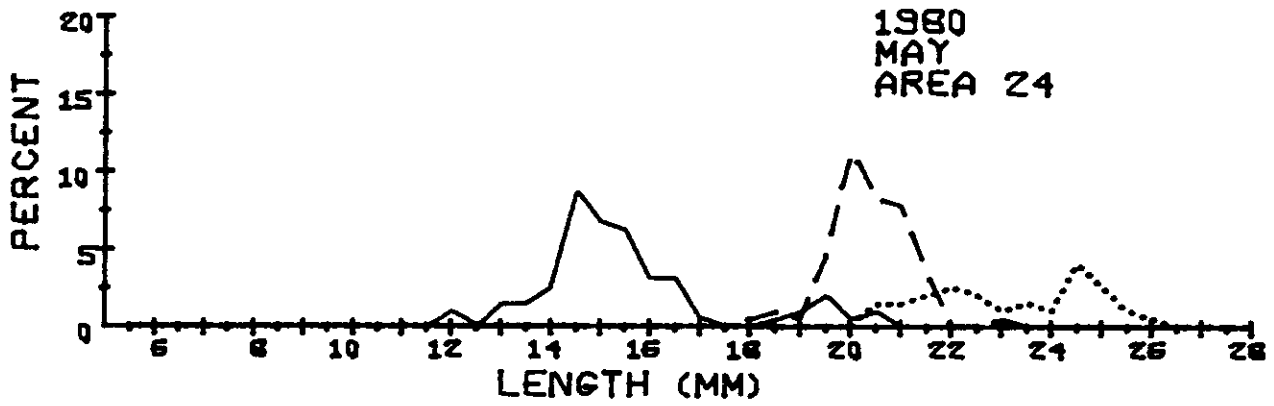
LENGTH	1980 AREA 21 MONTH 7			1980 AREA 21 MONTH 8			1980 AREA 21 MONTH 9			1980 AREA 21 MONTH 10		
	M	T	F	M	T	F	M	T	F	M	T	F
	6.0											
6.5												
7.0												
7.5												
8.0												
8.5												
9.0				1								
9.5												
10.0												
10.5												
11.0												
11.5												
12.0												
12.5												
13.0	1											
13.5	1											
14.0	2											
14.5	10	2		1								
15.0	42	2		12			1			1		
15.5	42	4		17			11			10		
16.0	38	9	1	57			30			36		
16.5	33	8		57	1		46			54		
17.0	14	24		57	1		51			99		
17.5	4	26		34	6		24	3	1	60		1
18.0	2	9	2	19	24	1	9	10	2	24	3	3
18.5	1	2		7	22	2	2	11	5	2	5	15
19.0	1	1	1	2	12			21	8		14	33
19.5					4	1		6	14		6	39
20.0		1	1		3			4	5			20
20.5		1	3		3				1			4
21.0		1	3		5	4		1	5			4
21.5			2		5	8		2	9		1	6
22.0			2		4	5		3	13			15
22.5					1	5			11			11
23.0						5			5			18
23.5			2			6			2			7
24.0			1		1	6			3			3
24.5									2			4
25.0			1						2			1
25.5						1			1			2
26.0									1			
26.5									2			
27.0									1			
27.5												
28.0												
SUBTOTAL	191	90	19	264	92	45	174	61	93	286	29	186
TOTAL		300			401			328			501	
NO SAMPLES		3			4			3			5	
SHRIMP/LB		138.9			114.7			102.1			104.4	



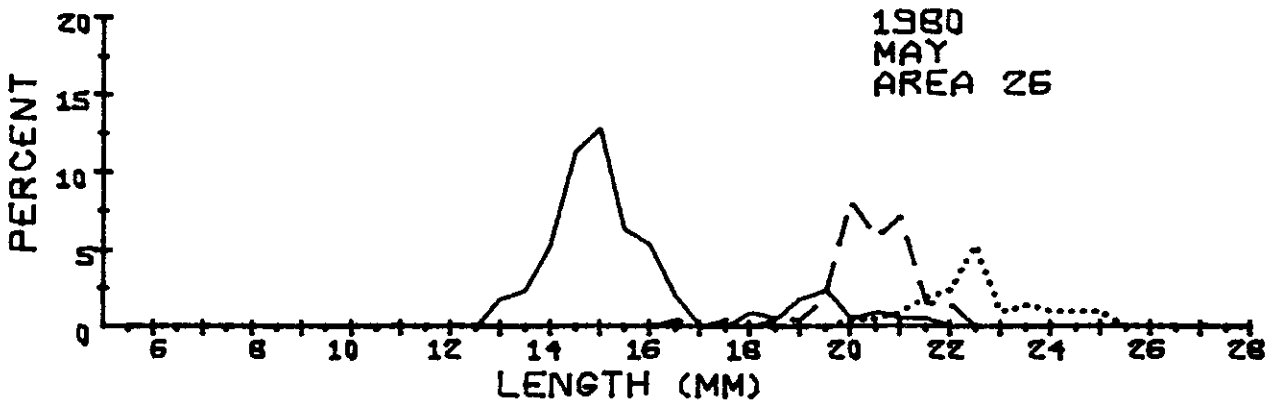
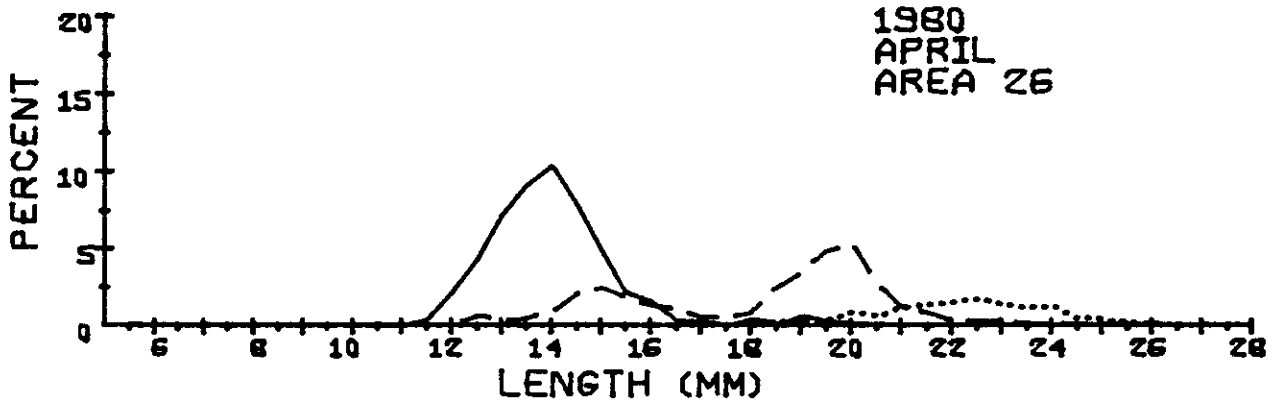
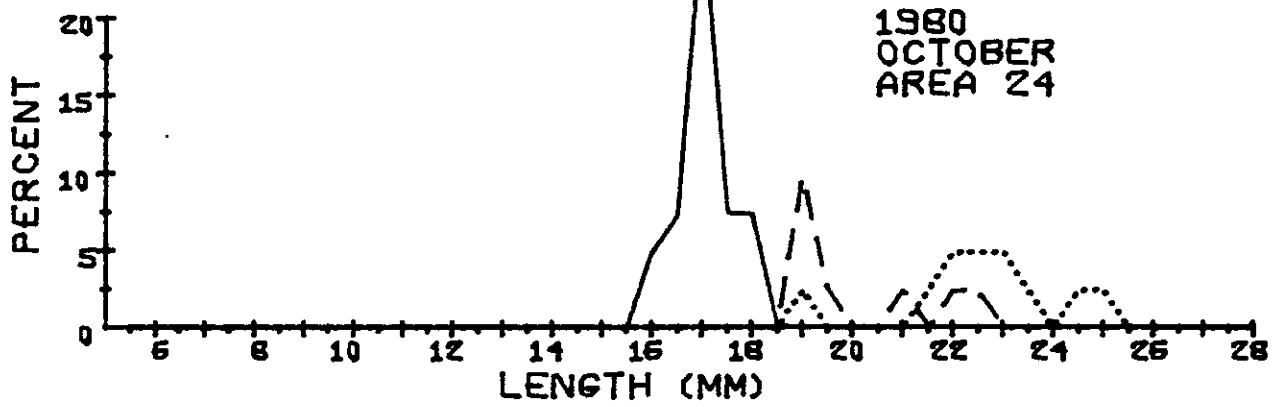
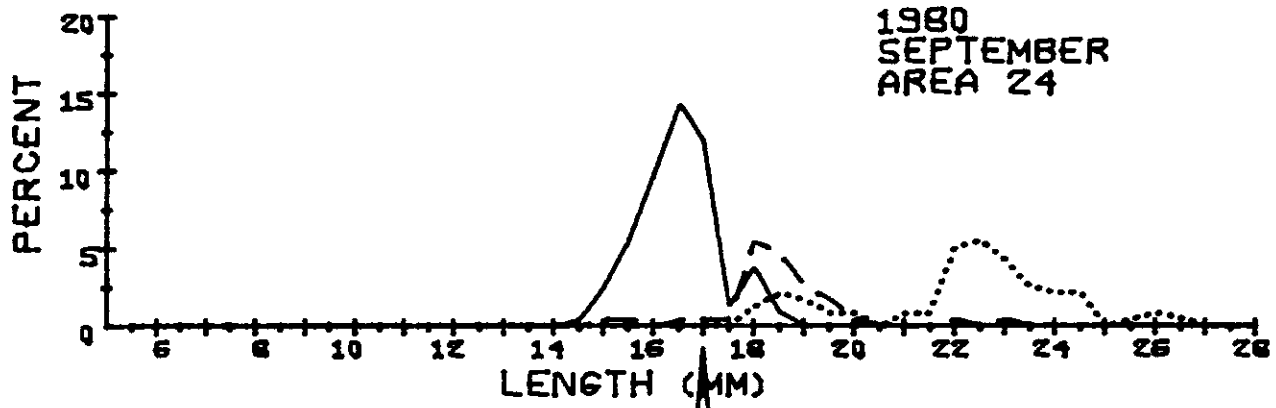
LENGTH	1980 AREA 22 MONTH 4			1980 AREA 22 MONTH 5			1980 AREA 22 MONTH 6			1980 AREA 22 MONTH 7			
	M	T	F	M	T	F	M	T	F	M	T	F	
	6.0												
6.5													
7.0													
7.5													
8.0													
8.5													
9.0													
9.5													
10.0													
10.5													
11.0	1							1					
11.5													
12.0	7							1					
12.5	10												
13.0	28			2				2					
13.5	49	1		7				7			1		
14.0	110			16				22			3		
14.5	93	1		33	2			38			11		
15.0	66	4		76	5			73			21	2	
15.5	42	4		46	6			107	2		57	4	
16.0	31	2		41	4			105	6		75	3	
16.5	7	1		22	4			75	9		77	12	
17.0	1	1		4	2			47	25		63	24	
17.5	1	2		2	1			14	33		28	43	
18.0		5							2		12	40	1
18.5	2	9	1								4	19	1
19.0	1	20	4		5						1	3	
19.5	2	42	2		4	1			3			1	
20.0		64	14		12	2			14	2		2	5
20.5		61	11		13	2			32	8		12	4
21.0		52	19		10	5			27	15		27	19
21.5		24	18		6	1			20	16		19	32
22.0		9	26		1	3			4	13		11	24
22.5		6	26		1	4			3	19		11	30
23.0		2	27							19		3	15
23.5		1	16							13		1	19
24.0		1	13							6		1	22
24.5			4							6			9
25.0			8							4			6
25.5			1			1				4			3
26.0													3
26.5													
27.0			1										
27.5													
28.0													
SUBTOTAL	451	312	191	249	76	25	492	180	130	353	238	193	
TOTAL		954			350			802			784		
NO SAMPLES		7			4			8			8		
SHRIMP/LB		111.5			134.7			112.1			91.9		



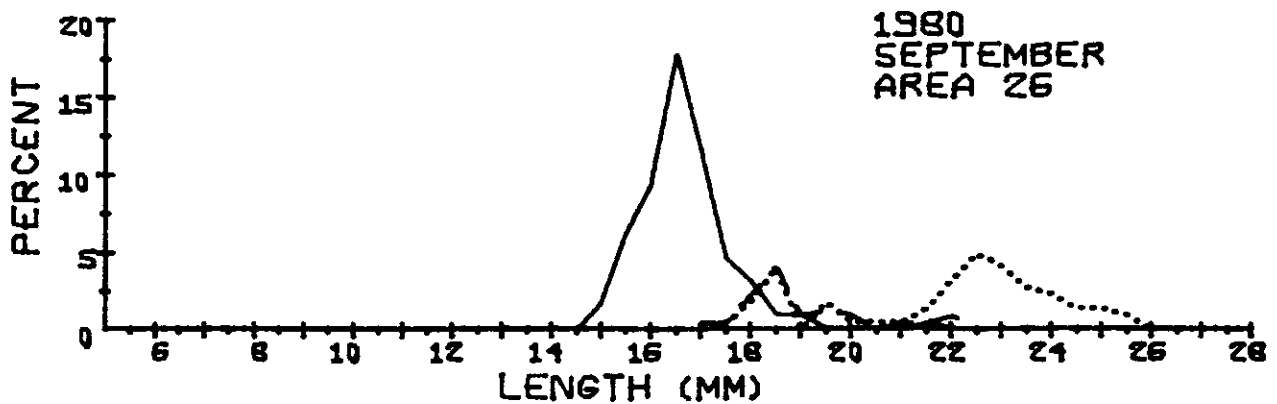
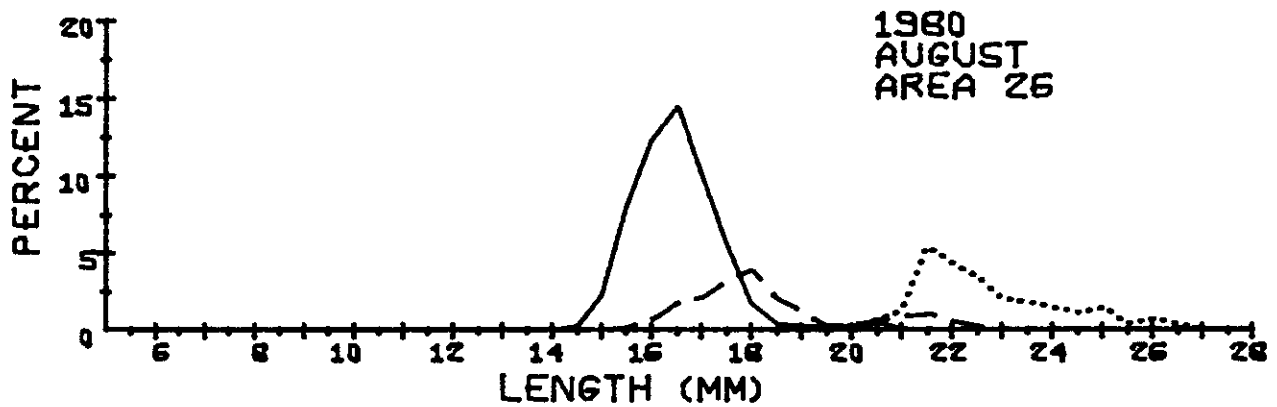
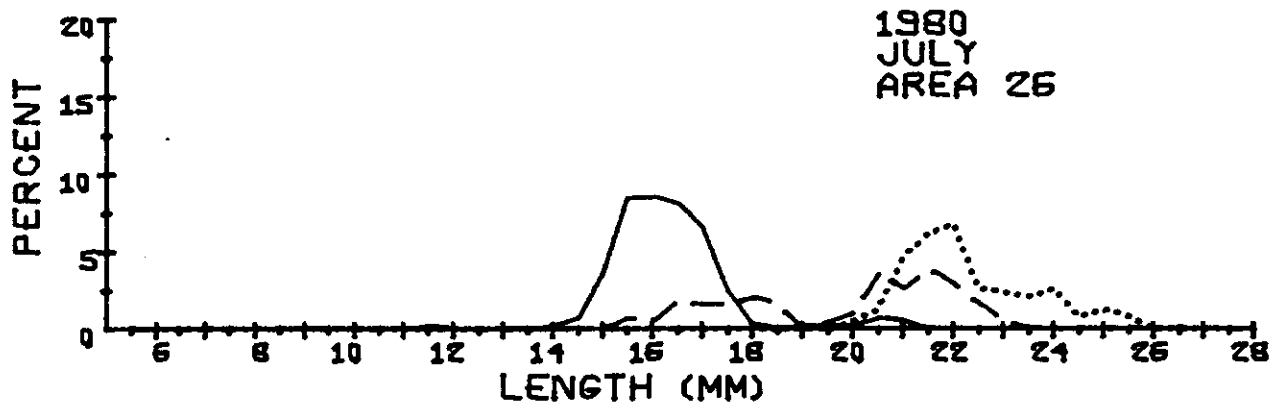
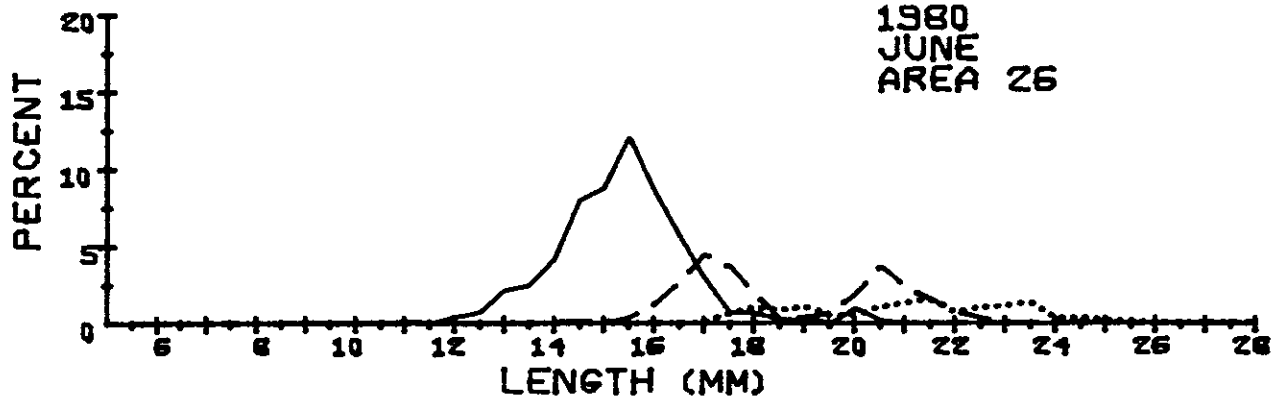
LENGTH	1980 AREA 22 MONTH 8			1980 AREA 22 MONTH 9			1980 AREA 22 MONTH 10			1980 AREA 24 MONTH 4			
	M	T	F	M	T	F	M	T	F	M	T	F	
	6.0												
6.5													
7.0													
7.5													
8.0													
8.5													
9.0								1					
9.5													
10.0													
10.5								1					
11.0											2		
11.5											2		
12.0								1			10		
12.5											14		
13.0											38		
13.5											56		
14.0											82		
14.5											60		
15.0	5			1							52		
15.5	4			7				3			29		
16.0	25			14				22			12		
16.5	46			28				49			1		
17.0	112			49	1			73					
17.5	81	4		34	4			52			1	1	
18.0	34	23	4	8	3			20	1	7	3	1	
18.5	16	39	3	1	14	4		4	2	10		7	
19.0	5	33	8		15	7		1	4	31	1	28	1
19.5	2	21	6		9	5			3	27	1	31	2
20.0		5	1		2	11			2	24	2	62	6
20.5			4			2			1	8		41	6
21.0		3	7		1					1		24	6
21.5		4	14			5				4		14	11
22.0		3	21		1	10				17		11	4
22.5		3	15			16				11		4	12
23.0		2	18			18				7		5	12
23.5			12			9				7		5	10
24.0			5			10				3			17
24.5			9			6				3			11
25.0			4			1				2			13
25.5			3			3							1
26.0						1							
26.5			1										2
27.0													
27.5													
28.0													
SUBTOTAL	330	140	135	142	50	108	227	13	162	365	234	115	
TOTAL		605			300			402			714		
NO SAMPLES		6			3			4			7		
SHRIMP/LB		99.1			88.1			96.0			106.4		



LENGTH	1980 AREA 24 MONTH 5			1980 AREA 24 MONTH 6			1980 AREA 24 MONTH 7			1980 AREA 24 MONTH 8		
	M	T	F	M	T	F	M	T	F	M	T	F
	6.0											
6.5												
7.0												
7.5												
8.0												
8.5												
9.0												
9.5												
10.0												
10.5												
11.0												
11.5												
12.0	2											
12.5												
13.0	3						1					
13.5	3						1			1		
14.0	5			9			7			4		
14.5	17			10			11			4	1	
15.0	13			13			28			26	2	
15.5	12			14	2		63	6		52	2	
16.0	6			11	2		34	6		67	4	
16.5	6			13	5		19	8		37	8	
17.0	1			6	3		15	17		26	16	
17.5				2			5	7		6	19	
18.0		1					3	6		1	6	
18.5	1	2			1			1		1	4	1
19.0	2	1			1						2	1
19.5	4	9										
20.0	1	22			11	1	1	1			1	
20.5	2	16	3		18	4		2	4	1	4	1
21.0		15	3		15	3	1	8	5		10	5
21.5		7	4		16	1		6	9		5	14
22.0			5		8	2		8	5		4	13
22.5			4		3	5			5		3	5
23.0		1	2		2	6		2			3	6
23.5			3		1	2			1		1	3
24.0			2			4						8
24.5			8			5					1	8
25.0			5			9			1			2
25.5			2			3						6
26.0			1									4
26.5												2
27.0												
27.5												
28.0												
SUBTOTAL	78	74	42	78	88	45	189	78	30	226	96	79
TOTAL		194			211			297			401	
NO SAMPLES		2			1			3			4	
SHRIMP/LB		82.6			85.7			125.8			99.7	



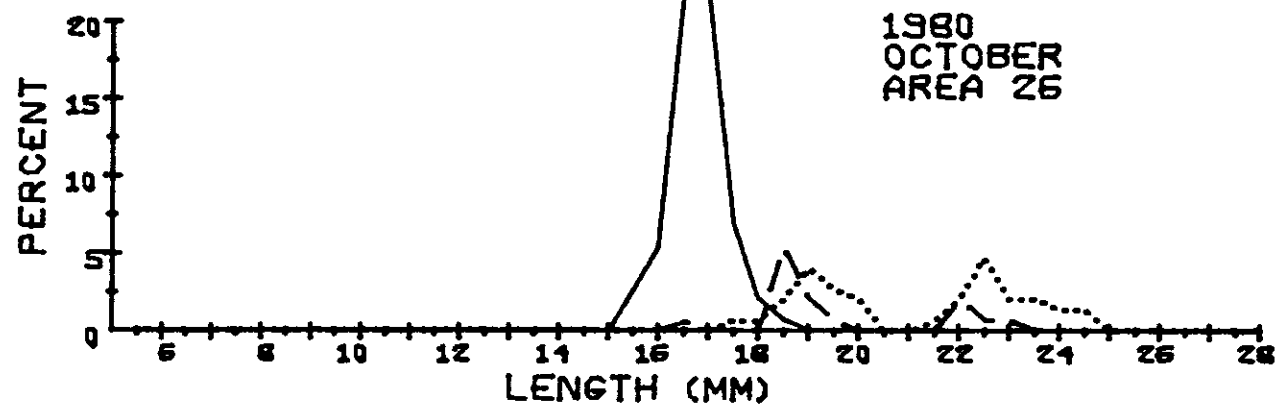
LENGTH	1980 AREA 24 MONTH 9			1980 AREA 24 MONTH 10			1980 AREA 26 MONTH 4			1980 AREA 26 MONTH 5			
	M	T	F	M	T	F	M	T	F	M	T	F	
	6.0												
6.5													
7.0													
7.5													
8.0													
8.5													
9.0													
9.5													
10.0													
10.5							1						
11.0													
11.5							4	1					
12.0							24	1					
12.5							48	7					
13.0							79	3			4		
13.5							101	6			5		
14.0							115	10			11		
14.5	1						86	24			24		
15.0	6	1					54	27			27		
15.5	13	1					23	19			13		
16.0	23			2			17	14			11		
16.5	34	1		3			3	11	1		4	1	
17.0	28	1		11			2	6					
17.5	3	1		3				6				1	
18.0	9	13	3	3			5	10			2		
18.5	2	11	5				1	28	4		1	1	
19.0		6	4		4	1	7	39	3		4	1	
19.5		4	2		1		3	54	4		5	4	
20.0		1	2				1	59	10		1	17	1
20.5							1	30	7		2	12	1
21.0			2		1			13	13		1	15	2
21.5			2			1		9	15		1	3	4
22.0		1	12		1	2		3	17			3	5
22.5			13		1	2		3	19				11
23.0		1	10			2		3	15				2
23.5			6			1		1	12				3
24.0			5					1	14				2
24.5			5			1			5				2
25.0						1			4				2
25.5			1						2				
26.0			2						1				
26.5			1										
27.0													
27.5													
28.0													
SUBTOTAL	119	42	75	22	8	11	575	388	146	116	58	35	
TOTAL		236			41			1109			209		
NO SAMPLES		3			1			11			2		
SHRIMP/LB		91.3			96.4			129.5			99.5		



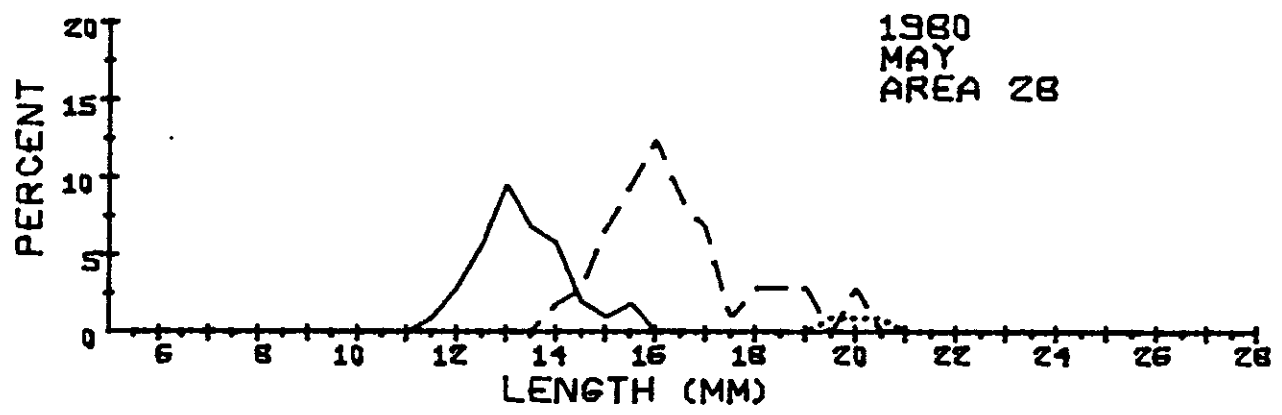
LENGTH	1980 AREA 26 MONTH 6			1980 AREA 26 MONTH 7			1980 ARFA 26 MONTH 8			1980 AREA 26 MONTH 9		
	M	T	F	M	T	F	M	T	F	M	T	F
	6.0											
6.5												
7.0												
7.5												
8.0												
8.5												
9.0												
9.5												
10.0												
10.5												
11.0	1											
11.5				1								
12.0	4											
12.5	7											
13.0	21											
13.5	24											
14.0	40	1		1								
14.5	77	2		3			2					
15.0	84	1		14			13			4		
15.5	115	4		33	3		45	1		14		
16.0	82	12		33	2		69	4		21		
16.5	53	26		31	7		81	10		40		
17.0	28	43	1	25	6		56	12		26	1	
17.5	6	35	6	9	6		30	18		10	1	1
18.0	6	18	10	1	8		9	22		7	5	4
18.5	2	2	8		6		2	11		2	9	9
19.0	3	4	11	1			1	7		2	2	
19.5		7	5	1	2		2	1	1		3	4
20.0	10	18	6	1	4	2	1	2			2	1
20.5	1	35	10	3	14	5	3	4	4			1
21.0		23	13	2	10	18		5	7		1	1
21.5		14	15		15	24		6	30	1	1	3
22.0		7	7		11	26		3	24		2	7
22.5		3	10		6	10		1	19			11
23.0			11		2	9			11			9
23.5			13			8			10			6
24.0			3			10			8			5
24.5			3			3			6			3
25.0			2			5			8			3
25.5			1			3			2			2
26.0									4			
26.5									2			
27.0												
27.5												
28.0												
SUBTOTAL	564	255	135	159	102	123	314	107	136	127	27	70
TOTAL		954			384			557			224	
NO SAMPLES		8			4			6			2	
SHRIMP/LB		125.6			94.3			97.4			91.6	

-312-

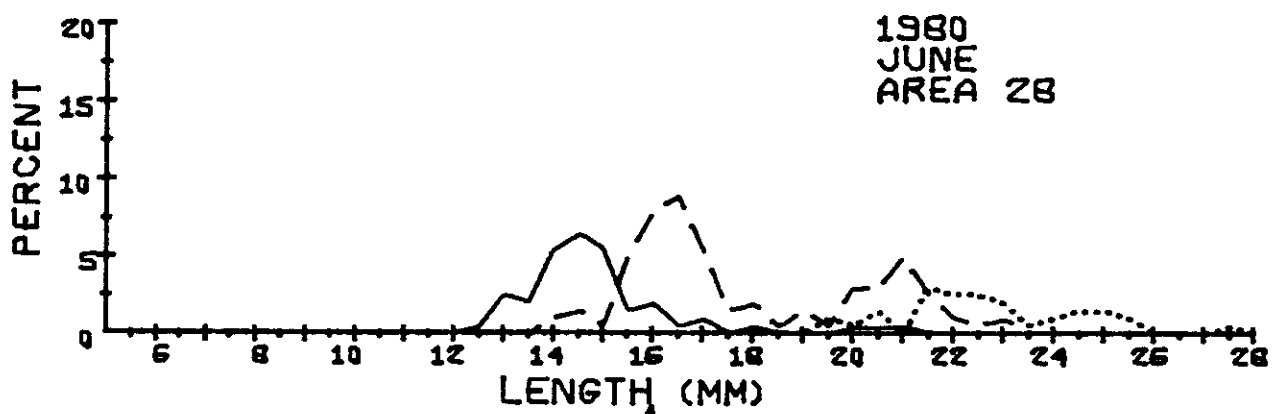
1980
OCTOBER
AREA 26



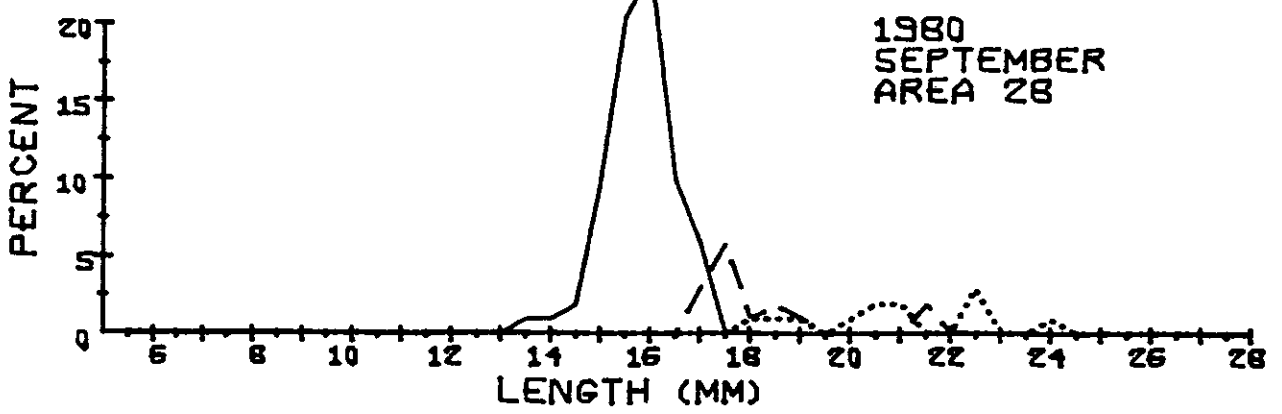
1980
MAY
AREA 28



1980
JUNE
AREA 28

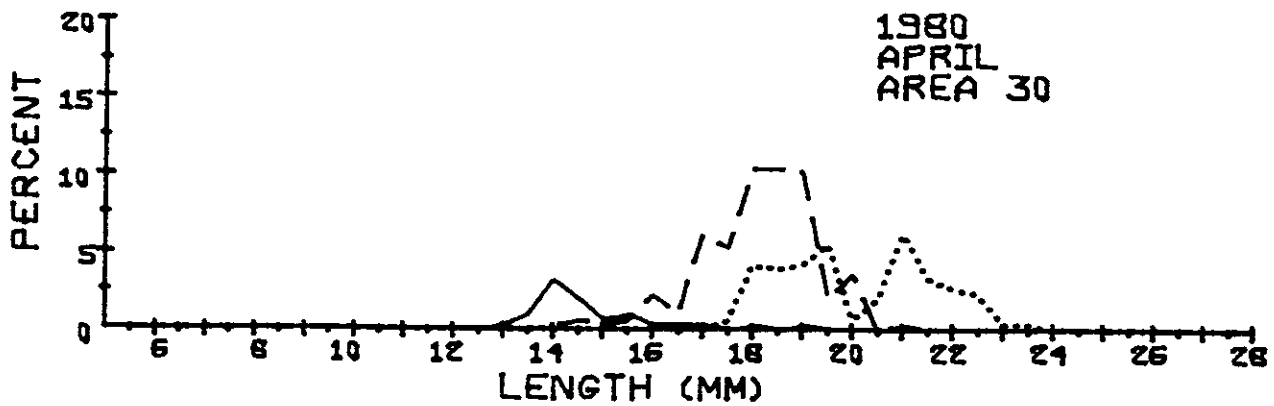
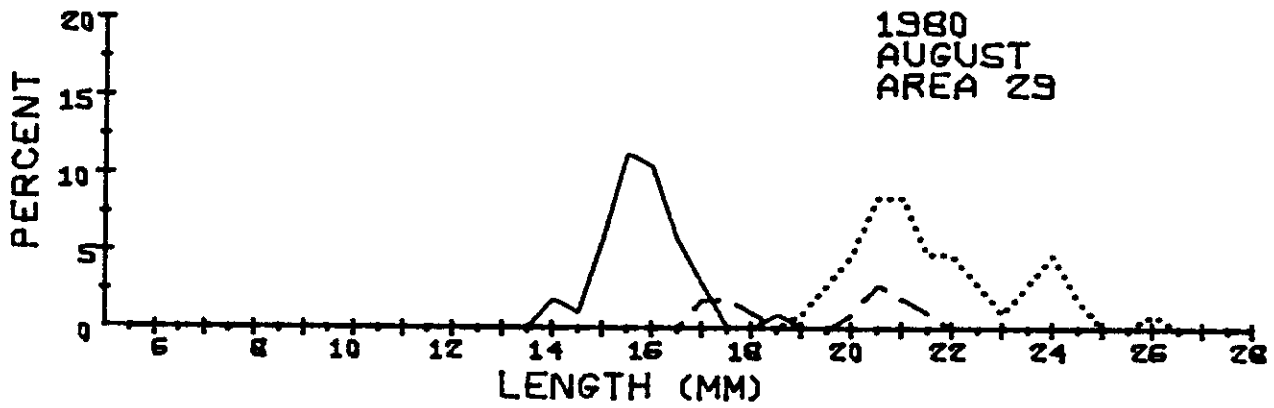
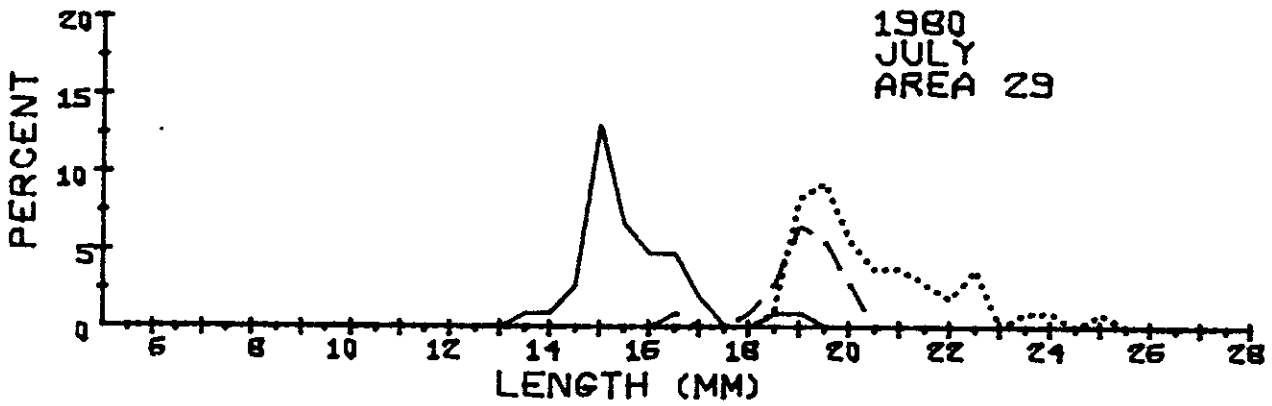
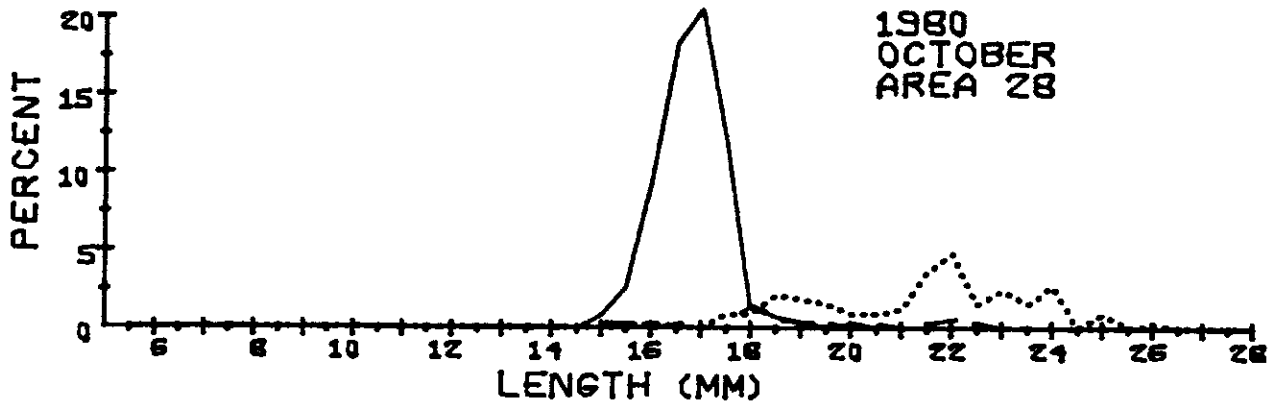


1980
SEPTEMBER
AREA 28

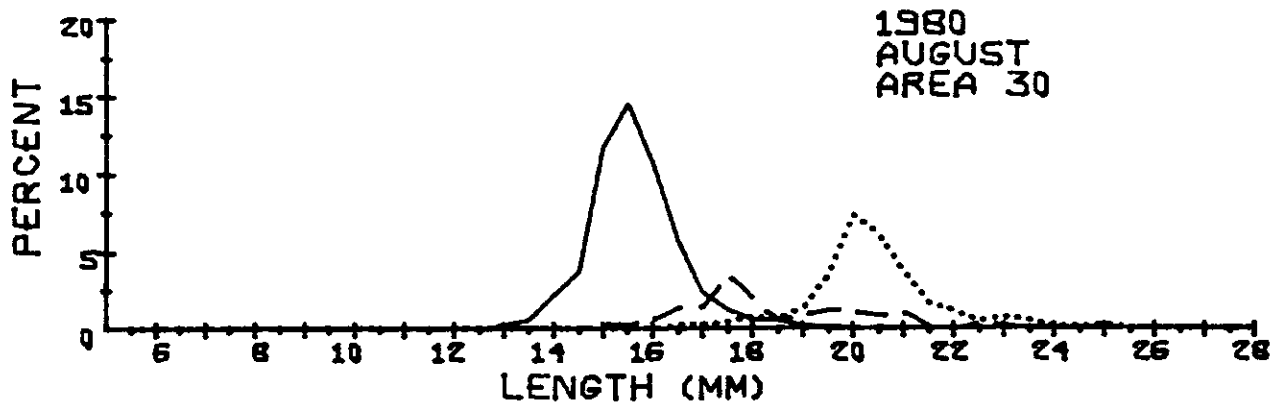
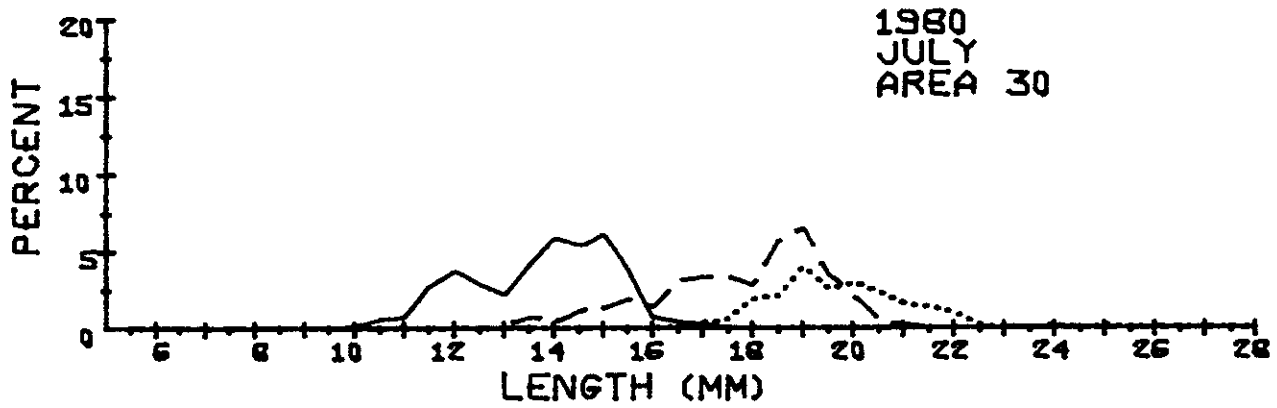
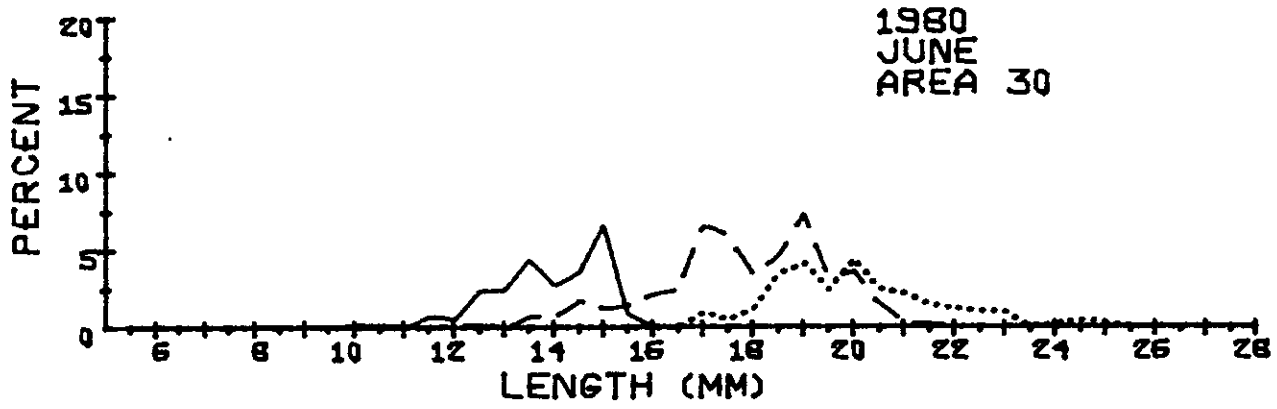
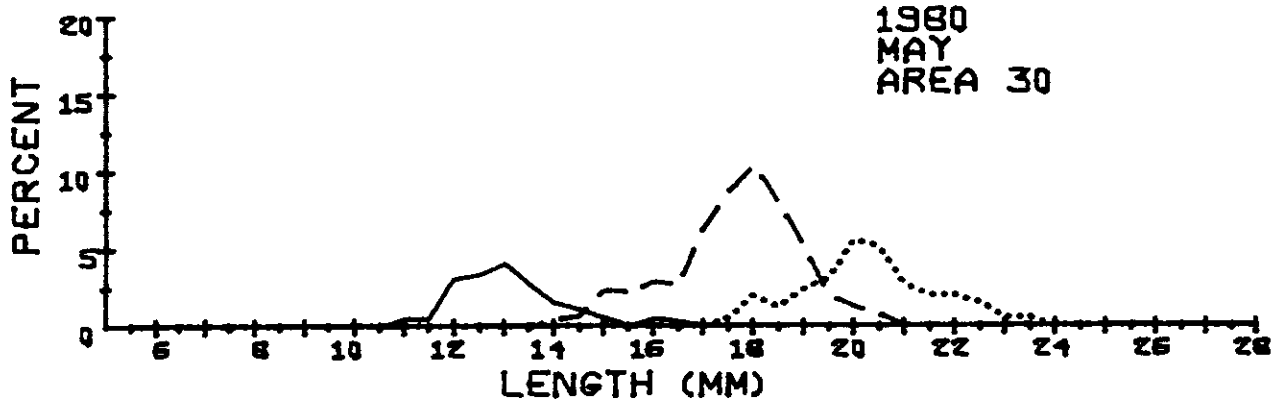


LENGTH	1980 AREA 26 MONTH 10			1980 AREA 28 MONTH 5			1980 AREA 28 MONTH 6			1980 AREA 28 MONTH 9		
	M	T	F	M	T	F	M	T	F	M	T	F
6.0												
6.5												
7.0												
7.5												
8.0												
8.5												
9.0												
9.5												
10.0												
10.5												
11.0												
11.5				1								
12.0				3								
12.5				6			1					
13.0				10			5					
13.5				7			4			1		
14.0				6	2		11	2		1		
14.5				2	3		13	3		2		
15.0				1	7		11	1		10		
15.5	4			2	10		3	10		21		
16.0	8				13		4	16		24		
16.5	33	1			9		1	18		10		
17.0	32				7		2	11		6	3	
17.5	10		1		1			3			6	
18.0	3		1		3		1	4		1	1	1
18.5	1	8	3		3			1		2	1	1
19.0		3	6		3			3		1	1	1
19.5		1	4			1		1	2			
20.0			3		3	1	1	6	1			1
20.5						1	1	6	3			2
21.0							1	10				2
21.5			1					5	6		2	
22.0		3	3					2	5			
22.5		1	7					1	5			3
23.0		1	3					2	4			
23.5			3						1			
24.0			2						2			1
24.5			2						3			
25.0									3			
25.5									2			
26.0												
26.5												
27.0												
27.5									1			
28.0												
SUBTOTAL	91	18	39	38	64	3	59	105	38	75	15	12
TOTAL		148			105			202			102	
NO SAMPLES		2			1			2			1	
SHRIMP/LB		96.3			174.5			102.5			117.4	

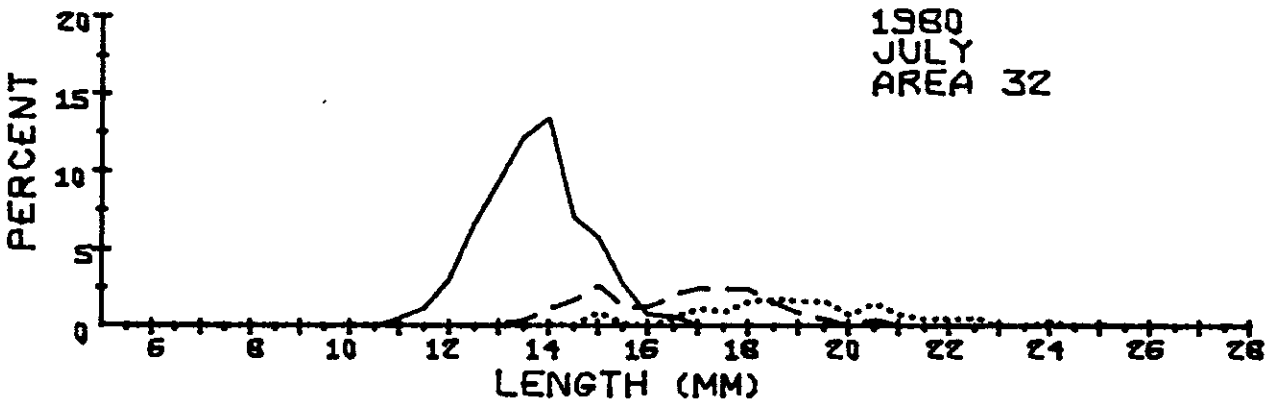
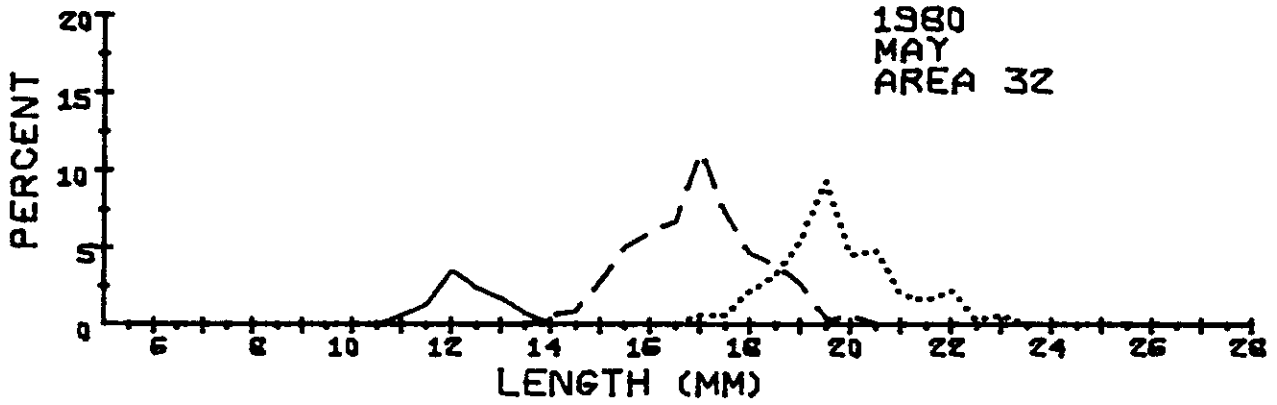
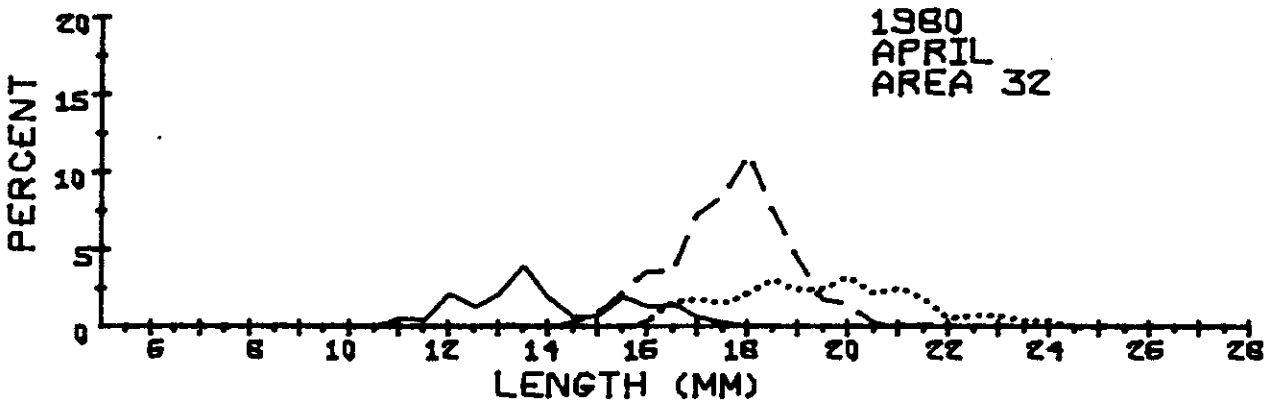
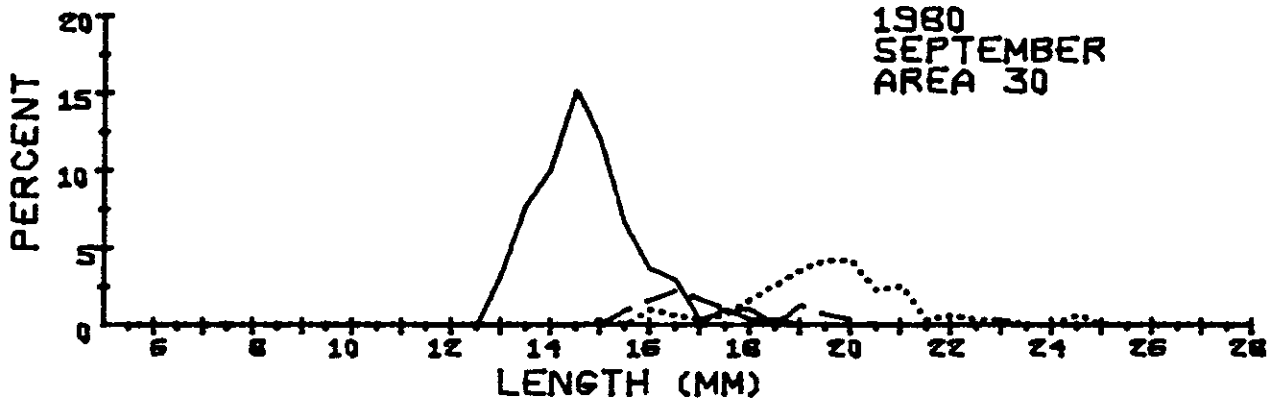
-314-



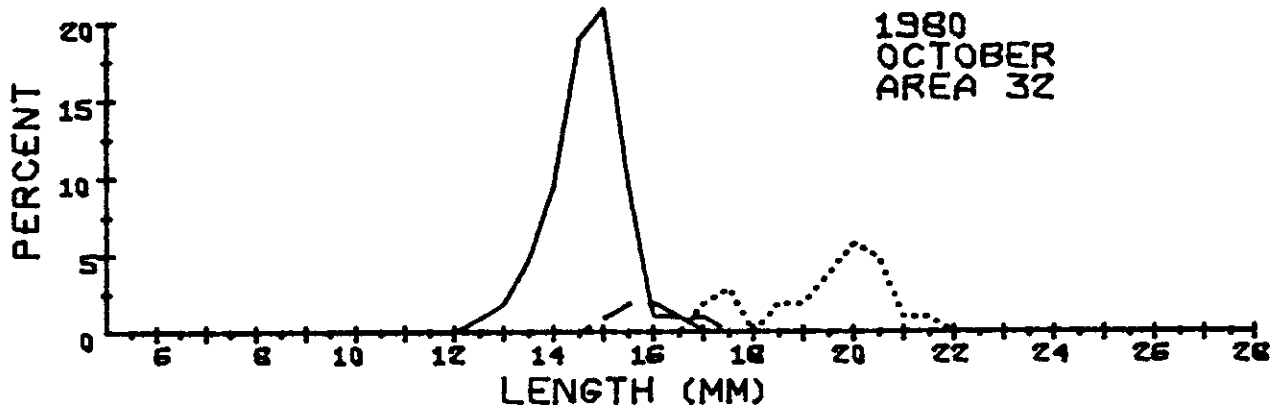
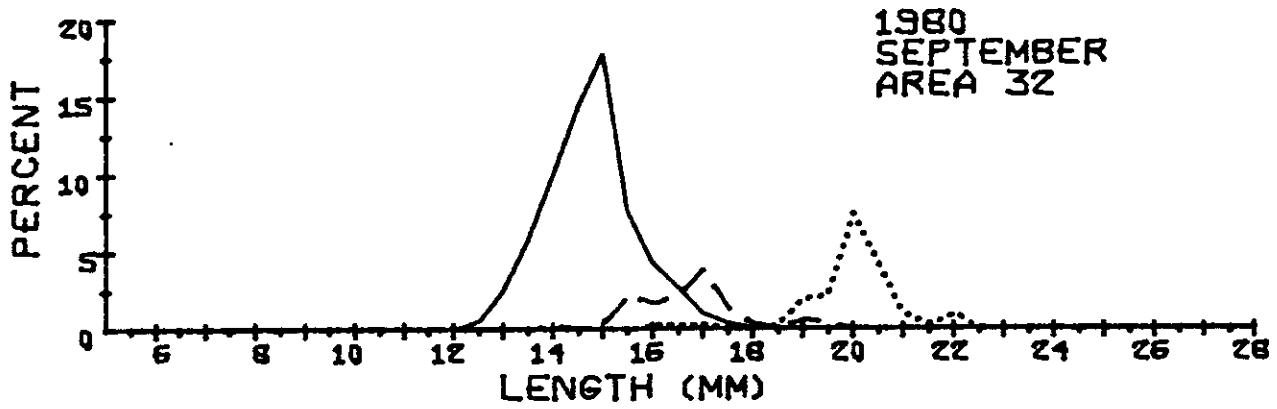
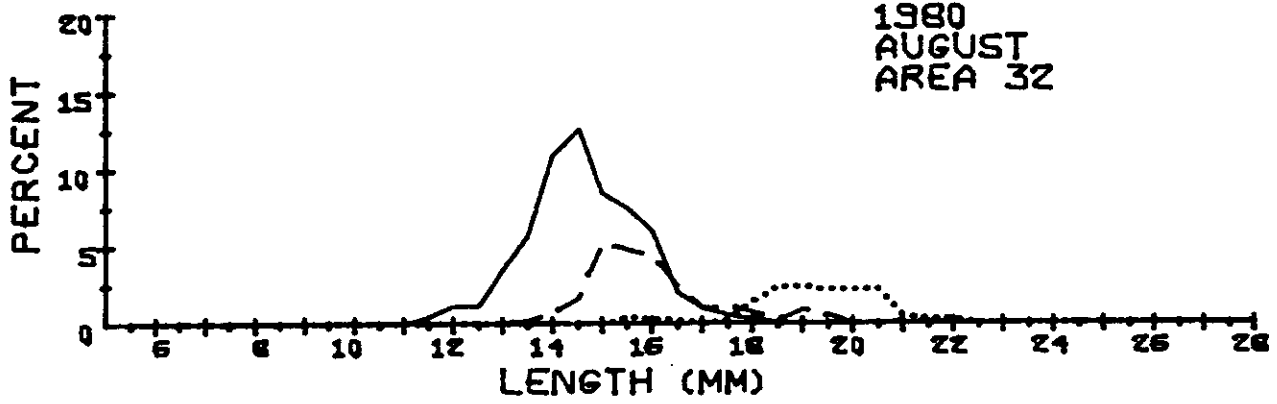
LENGTH	1980 AREA 28 MONTH 10			1980 AREA 29 MONTH 7			1980 AREA 29 MONTH 8			1980 AREA 30 MONTH 4			
	M	T	F	M	T	F	M	T	F	M	T	F	
6.0													
6.5													
7.0													
7.5													
8.0													
8.5													
9.0													
9.5													
10.0													
10.5													
11.0													
11.5													
12.0													
12.5													
13.0											1		
13.5				1							3		
14.0				1				2			10	1	
14.5				3				1			6	2	
15.0	3	1		14				6			2	1	
15.5	9	1		7				12			3	2	
16.0	31		1	5				11			1	7	
16.5	61	1		5	1			6			1	3	
17.0	68			2				3	2		1	19	
17.5	39		3					2				16	2
18.0	4	5	3		1			1			1	32	13
18.5	2	2	7	1	3	1		1				32	12
19.0	1	1	6	1	7	9				1	1	31	13
19.5		1	5		6	10				3		6	17
20.0	1		3		3	6		1	5			11	2
20.5		1	3			4		3	9				6
21.0			4			4		2	9		1	19	
21.5		1	12			3		1	5				10
22.0		2	16			2			5				8
22.5		1	5			4			3				7
23.0			8						1				1
23.5			5			1			3				1
24.0			9			1			5				
24.5									2				
25.0			3			1							
25.5													
26.0			1							1			
26.5													
27.0													
27.5													
28.0													
SUBTOTAL	219	17	94	40	21	46	42	12	52	30	164	111	
TOTAL		330			107			106			305		
NO SAMPLES		3			1			1			3		
SHRIMP/LB		99.4			98.8			92.1			101.0		



LENGTH	1980 AREA 30 MONTH 5			1980 AREA 30 MONTH 6			1980 AREA 30 MONTH 7			1980 AREA 30 MONTH 8		
	M	T	F	M	T	F	M	T	F	M	T	F
	6.0											
6.5												
7.0												
7.5												
8.0												
8.5												
9.0												
9.5												
10.0				1			1					
10.5				1			3					
11.0	2						4					
11.5	2			3			14					
12.0	13			2	1		19					
12.5	14			10	1		14					
13.0	17			10			11	1		2		
13.5	11			18	3		21	4		4		
14.0	6	2		11	3		30	2		14		
14.5	4	3		15	7		27	6		24		
15.0	2	10		27	5		31	7		74	2	
15.5		9		3	6		19	10		91	2	
16.0	2	12			9		3	7		67	4	
16.5	1	11			10		2	16	1	35	9	2
17.0		26			27	4	1	17	2	14	9	2
17.5		36	2		24	2		17	3	7	22	3
18.0		43	8		14	5		14	10	3	12	5
18.5		33	5		19	14		29	11	3	3	4
19.0		21	10		30	17		33	20	1	6	9
19.5		8	13		13	10		17	13	1	8	22
20.0		5	23		15	18		11	15		7	46
20.5		3	21		6	10		2	12	1	5	38
21.0			11		1	9		1	8		7	23
21.5			8		1	6			7			10
22.0			8			5			5			7
22.5			6			4		1	1		2	3
23.0			2			4					1	5
23.5			2									3
24.0						1			1			1
24.5						2						1
25.0						1			1			2
25.5												
26.0												
26.5												
27.0												
27.5												
28.0												
SUBTOTAL	74	222	119	101	195	112	200	195	110	341	99	186
TOTAL		415			408			505			626	
NO SAMPLES		4			4			5			6	
SHRIMP/LB		115.3			122.4			123.9			120.3	



LENGTH	1980 AREA 30 MONTH 9			1980 AREA 32 MONTH 4			1980 AREA 32 MONTH 5			1980 AREA 32 MONTH 7		
	M	T	F	M	T	F	M	T	F	M	T	F
6.0												
6.5												
7.0												
7.5												
8.0												
8.5												
9.0												
9.5												
10.0												
10.5												
11.0				3			2			4		
11.5				2			4			8		
12.0				12			11			21		
12.5				7			7			46		
13.0	10			12	1		5			64	1	
13.5	24			22			2			84	3	
14.0	31			10				2		92	8	1
14.5	47			3	2		3			47	12	1
15.0	37		1	4	5		9			39	18	6
15.5	20	3		11	13		16			18	8	1
16.0	11	5	3	7	20	2	19			5	9	
16.5	9	7	2	8	20	9	21			4	14	4
17.0	1	5	1	3	41	10	35	2			17	8
17.5	3	3	2	1	47	8	22	2			16	6
18.0	1	3	5		62	12	14	7			16	11
18.5	1		8		41	17	12	10			10	12
19.0		4	11		24	13	8	17			6	11
19.5		2	13		9	14	1	29			3	11
20.0		1	13		8	18	2	14				5
20.5			7		1	12		15			3	10
21.0			8			14		6				5
21.5			1		1	10		5				3
22.0			2			3		7				3
22.5			1			4		1				4
23.0			1			4		2				
23.5						2						
24.0						2						2
24.5			2									
25.0												
25.5												
26.0												
26.5												
27.0												
27.5												
28.0												
SUBTOTAL	195	33	81	105	295	154	31	164	117	432	144	104
TOTAL		309			554			312			680	
NO SAMPLES		3			5			3			6	
SHRIMP/LB		142.9			128.7			131.9			187.8	



LENGTH	1980			1980			1980			0		
	AREA 32			AREA 32			AREA 32			AREA 0		
	MONTH 8			MONTH 9			MONTH 10			MONTH 0		
	M	T	F	M	T	F	M	T	F	M	T	F
6.0												
6.5												
7.0												
7.5												
8.0												
8.5												
9.0												
9.5												
10.0												
10.5												
11.0												
11.5	2											
12.0	5											
12.5	5			2			1					
13.0	15			8			2					
13.5	24	1		18			5					
14.0	46	3		31	1		10					
14.5	53	7		45			20					
15.0	35	22		55	1		22	1				
15.5	31	20	2	23	7		10	2				
16.0	25	18	1	13	5	1	1	2				
16.5	8	10	1	8	7	1	1	1				
17.0	4	4		3	12	1		1		2		
17.5	2	5	1	1	4					3		
18.0	1	3	6		1							
18.5		1	10				1			2		
19.0		4	10		2	6				2		
19.5		2	9		1	7				4		
20.0			9			23				6		
20.5			9			13				5		
21.0		1	2			3				1		
21.5			1			1				1		
22.0			1			3						
22.5												
23.0												
23.5												
24.0												
24.5												
25.0												
25.5												
26.0												
26.5												
27.0												
27.5												
28.0												
SUBTOTAL	256	101	62	207	41	60	72	7	26	0	0	0
TOTAL		419			308			105			0	
NO SAMPLES		4			3			1			0	
SHRIMP/LB		169.4			156.4			155.1			0.0	

Index To

Table 2. Age and Sex Composition and Shrimp/Pound by Year, Area, and Month for pink shrimp landed in Oregon 1966 to 1980.

<u>Year</u>	<u>Page</u>
1966	323
1967	324
1968	326
1969	327
1970	328
1971	330
1972	332
1973	333
1974	335
1975	337
1976	339
1977	341
1978	343
1979	345
1980	347

1966

		PERCENT BY SEX			PERCENT BY AGE				SHRIMP/LB
		M	T	F	0	1	2	3	
AREA 18									
MONTH	6	18.6	18.6	62.8	0.0	19.8	79.2	1.0	106.5
AREA 19									
MONTH	8	17.7	18.7	64.2	.2	31.8	67.1	.9	92.9
	9	26.5	18.6	54.9	4.6	37.8	57.7	0.0	99.2
	10	31.3	20.8	47.8	14.2	36.3	49.0	.5	106.1
AREA 20									
MONTH	6	34.0	20.0	46.0	0.0	34.4	64.3	1.3	124.1
	7	26.5	10.5	63.0	0.0	31.0	66.5	2.5	113.7
	8	21.4	12.1	66.5	.8	28.4	70.0	.8	107.5
	9	28.3	18.5	53.2	2.8	42.1	53.7	1.4	109.6
	10	33.4	22.9	43.9	4.6	46.3	48.8	.4	107.9
AREA 21									
MONTH	5	35.7	13.6	50.7	0.0	21.0	80.0	1.0	132.5
	6	36.9	22.3	40.8	0.0	24.6	74.1	1.3	112.5
	7	30.5	28.1	41.4	0.0	21.7	77.3	1.0	112.9
	8	38.4	18.3	43.3	0.0	32.3	65.4	2.3	103.4
	9	47.4	10.6	42.0	0.0	45.1	52.7	2.2	106.1
AREA 22									
MONTH	3	35.9	1.2	62.9	0.0	4.5	93.1	2.4	130.8
	4	26.0	8.3	65.7	0.0	6.0	91.3	2.7	129.8
	5	22.9	8.9	68.2	0.0	5.0	91.6	3.4	124.7
	6	35.7	22.1	42.2	0.0	23.8	75.1	1.1	123.8
	7	25.4	21.6	52.9	0.0	15.0	84.1	.9	110.2
	8	38.9	15.9	45.2	0.0	31.5	67.8	.7	104.9
	9	43.0	8.3	48.6	0.0	35.5	63.1	1.4	103.6
AREA 24									
MONTH	6	29.2	22.7	48.1	0.0	3.9	95.3	.8	121.8
	7	34.4	13.5	52.1	0.0	13.4	86.6	0.0	120.8
AREA 26									
MONTH	5	33.0	20.0	47.0	0.0	6.5	81.9	11.6	121.4
AREA 28									
MONTH	6	31.1	19.2	49.8	0.0	7.6	87.9	4.5	131.4

1967

		PERCENT BY SEX			PERCENT BY AGE				SHRIMP/LB
		M	T	F	0	1	2	3	
AREA 18									
MONTH	8	27.8	42.0	30.2	0.0	80.8	13.4	5.8	119.5
AREA 19									
MONTH	3	50.0	16.2	33.8	0.0	53.5	16.1	30.4	117.0
	4	65.8	16.1	18.1	0.0	74.5	15.6	9.9	154.8
	7	29.9	48.1	22.0	0.0	72.1	16.6	11.3	126.8
	8	33.8	28.9	37.3	0.0	88.3	9.4	2.3	124.9
	10	28.7	.4	70.9	0.0	79.9	15.1	5.0	97.5
AREA 20.									
MONTH	3	19.5	7.8	72.7	0.0	23.4	42.8	33.8	95.2
	4	21.7	6.0	72.3	0.0	25.3	36.1	38.6	97.5
	6	45.0	20.4	34.6	0.0	65.0	18.5	16.5	135.3
	7	42.2	41.1	16.7	0.0	69.4	18.4	12.2	137.1
	8	41.5	36.3	22.2	.3	71.3	21.2	7.2	119.4
	9	45.1	4.8	50.1	.3	61.2	22.1	16.4	110.0
	10	39.7	1.1	59.2	2.2	69.0	20.6	8.2	97.5
AREA 21									
MONTH	3	47.0	4.6	48.4	0.0	46.2	7.0	46.8	117.8
	4	62.2	15.1	22.7	0.0	63.9	18.9	17.2	155.6
	5	41.5	28.5	30.0	0.0	58.1	15.0	26.9	130.6
	6	57.9	26.4	15.7	0.0	67.9	21.4	10.7	144.3
	7	35.2	23.5	41.3	0.0	45.4	30.1	24.5	108.0
AREA 22									
MONTH	3	69.3	11.0	19.7	0.0	50.2	28.2	21.6	141.6
	4	58.0	26.0	16.0	0.0	46.8	24.8	28.4	146.3
	6	39.8	30.1	30.1	0.0	57.8	26.5	15.7	123.4
	7	27.1	31.2	41.7	0.0	33.3	27.4	39.3	105.1
	8	33.7	12.3	54.0	0.0	53.8	32.4	13.8	103.3
	9	35.6	16.1	48.3	0.0	64.1	31.2	4.7	120.6
AREA 24									
MONTH	4	41.4	11.7	46.9	0.0	48.1	2.0	49.9	103.1
	7	46.6	21.0	32.4	0.0	45.7	9.6	44.7	118.9
	8	35.6	20.2	44.2	0.0	44.2	19.0	36.8	114.1
	9	45.7	9.0	45.3	0.0	51.4	21.6	27.0	112.2
AREA 26									
MONTH	4	43.8	23.4	32.8	0.0	43.4	31.1	25.5	67.2
	5	24.9	22.6	52.5	0.0	22.6	18.7	58.7	130.8
	7	39.4	13.8	46.8	0.0	40.6	15.4	44.0	106.6
	8	37.6	4.6	57.8	0.0	31.2	21.1	47.7	111.5
	9	34.9	6.4	58.7	0.0	43.7	7.1	49.2	106.6
AREA 28									
MONTH	5	37.6	28.2	34.2	0.0	35.9	26.5	37.6	112.3
	6	38.0	29.4	32.6	0.0	47.2	17.4	35.4	124.3

1967

		PERCENT BY SEX			PERCENT BY AGE				SHRIMP/LB
		M	T	F	0	1	2	3	
AREA 28									
MONTH	7	38.9	23.5	37.6	0.0	52.8	33.5	13.7	137.2
	8	35.0	19.3	45.7	0.0	48.7	32.5	18.8	130.1
	9	42.8	12.0	45.2	0.0	41.5	28.1	30.4	158.8
AREA 30									
MONTH	8	31.7	9.3	59.0	.1	40.7	37.8	21.5	104.3
AREA 22									
MONTH	10	54.8	.2	45.0	0.0	60.5	38.8	.7	110.7

1968

		PERCENT BY SEX			PERCENT BY AGE				SHRIMP/LB
		M	T	F	0	1	2	3	
AREA 18									
MONTH	5	21.7	30.1	48.2	0.0	21.7	65.1	13.2	93.9
	9	11.0	14.0	75.0	0.0	14.0	75.0	11.0	91.8
AREA 19									
MONTH	6	22.8	34.4	42.8	0.0	25.6	70.0	4.4	99.1
	7	18.6	24.3	57.1	0.0	19.5	78.8	1.7	93.4
	8	25.1	27.5	47.4	0.0	30.4	65.5	4.1	91.3
	9	24.2	18.7	57.1	0.0	27.5	59.3	13.2	90.1
AREA 20									
MONTH	4	15.1	44.3	40.6	0.0	18.8	67.9	13.3	107.0
	5	25.9	36.4	37.7	0.0	25.4	34.7	39.9	107.4
	6	37.6	28.6	33.8	0.0	40.8	54.0	5.2	109.7
	7	28.5	25.4	46.1	0.0	32.6	61.2	6.2	189.9
	8	24.2	22.9	52.9	0.0	31.3	61.8	6.9	98.7
	9	21.4	21.0	57.6	.3	30.9	58.2	10.6	92.5
AREA 21									
MONTH	4	44.2	23.1	32.7	0.0	25.0	71.2	3.8	130.0
	5	33.9	25.2	90.9	0.0	18.1	75.6	6.3	97.6
	6	36.0	14.6	49.4	0.0	22.5	48.3	29.2	91.3
	7	22.3	15.2	62.5	0.0	13.4	67.8	18.8	90.1
AREA 22									
MONTH	3	52.9	2.8	44.3	0.0	13.9	74.9	11.2	103.7
	4	34.0	15.1	50.9	0.0	16.7	69.1	14.2	95.1
	5	36.6	27.2	36.2	0.0	24.4	63.3	12.3	102.5
	6	27.4	18.7	53.9	0.0	12.1	76.6	11.3	81.8
	7	44.2	16.4	39.4	0.0	37.1	56.5	6.4	106.5
	8	31.0	11.1	57.9	0.0	21.6	60.1	18.3	74.3
	9	44.0	5.5	50.5	0.0	38.1	55.3	6.6	93.4
AREA 24									
MONTH	3	38.8	14.0	47.2	0.0	3.6	80.0	16.4	107.6
AREA 26									
MONTH	4	53.6	15.9	30.5	0.0	4.8	71.5	23.7	107.7
	5	49.6	18.1	32.3	0.0	7.3	72.6	20.1	100.8
	6	45.4	17.6	37.0	0.0	5.4	77.1	17.5	96.1
	9	35.2	1.9	62.9	0.0	6.7	80.0	13.3	78.5
AREA 28									
MONTH	4	33.0	6.1	60.9	0.0	3.6	54.8	41.6	102.8
	5	28.3	5.9	65.8	0.0	11.2	51.0	37.8	100.1
	6	39.5	12.3	48.2	0.0	5.1	72.0	22.9	95.3
	7	40.1	9.7	50.2	0.0	5.4	67.6	27.0	91.9
	8	48.6	6.9	44.5	0.0	7.6	78.8	13.6	94.4
	9	49.5	.4	50.1	0.0	11.3	67.6	21.1	88.6
	10	29.0	0.0	71.0	0.0	2.1	61.9	36.0	80.2

1969

		PERCENT BY SEX			PERCENT BY AGE				SHRIMP/LB
		M	T	F	0	1	2	3	
AREA 22									
MONTH	3	44.6	27.1	28.3	0.0	15.8	49.3	34.9	96.4
	5	28.4	30.0	41.6	0.0	29.4	31.4	39.2	85.8
	6	42.1	29.3	28.6	0.0	50.2	27.5	22.3	100.9
	7	45.1	28.9	26.0	0.0	63.3	22.9	13.8	101.1
	8	52.7	32.5	14.8	0.0	81.9	11.7	6.4	125.6
	9	41.5	34.1	24.4	0.0	72.2	22.1	5.7	110.7
AREA 26									
MONTH	3	42.1	20.9	37.0	0.0	28.6	6.4	65.0	108.1
	4	41.6	19.1	39.3	0.0	41.4	22.0	36.6	103.0
	5	23.5	32.8	43.7	0.0	21.0	5.3	73.7	81.0
	6	36.5	27.4	36.1	0.0	40.5	7.8	51.7	92.4
	7	19.0	26.7	54.3	0.0	15.7	23.8	60.5	83.9
	8	49.7	19.7	30.6	0.0	51.7	17.0	31.3	73.9
	9	57.2	8.7	34.1	0.0	56.1	7.5	36.4	104.5
AREA 28									
MONTH	3	40.6	9.5	49.9	0.0	18.2	6.9	74.9	76.1
	4	37.4	18.0	44.6	0.0	29.1	35.7	35.2	101.7
	5	21.3	25.3	53.4	0.0	18.9	6.5	74.6	90.1
	6	33.2	30.6	36.2	0.0	32.0	11.8	56.2	62.4
	7	38.5	26.0	35.5	0.0	37.7	8.8	53.5	81.6
	8	14.1	19.4	66.5	0.0	13.7	8.1	78.2	78.8
	9	41.4	10.8	47.8	0.0	46.0	9.0	45.0	90.7
AREA 29									
MONTH	8	22.7	9.1	68.2	0.0	22.0	15.9	62.1	74.7
AREA 30									
MONTH	6	18.3	31.4	50.3	0.0	10.1	10.6	79.3	93.3
	7	22.8	26.1	51.1	0.0	15.3	14.3	70.4	95.1
	8	27.0	17.2	55.8	0.0	20.3	16.5	63.2	92.7
	9	31.7	7.3	61.0	.1	21.5	12.8	65.6	90.6
AREA 32									
MONTH	7	23.1	26.2	50.7	0.0	21.4	30.4	48.2	100.7
	8	45.3	10.8	43.9	0.0	45.3	17.3	37.4	117.6

1970

		PERCENT BY SEX			PERCENT BY AGE				SHRIMP/LB
		M	T	F	0	1	2	3	
AREA 18									
MONTH	7	36.1	28.0	35.9	0.0	18.0	75.4	6.6	95.4
AREA 20									
MONTH	8	37.6	13.2	49.2	0.0	40.6	57.9	1.5	88.7
	9	50.2	8.1	41.7	2.4	43.7	52.4	1.5	100.1
AREA 22									
MONTH	3	9.3	2.1	88.6	4.4	4.9	77.2	13.5	107.5
	4	32.4	30.3	37.3	0.0	7.2	86.7	6.1	118.6
	5	33.6	27.9	38.5	0.0	19.5	75.5	50.1	116.5
	6	26.7	30.1	43.2	0.0	9.6	84.2	6.2	96.1
	7	32.1	30.0	37.9	0.0	20.0	75.7	4.3	92.6
	8	36.2	22.0	41.8	0.0	26.7	69.7	3.6	89.4
	9	44.0	7.8	48.2	0.0	36.1	62.2	1.7	89.2
	10	43.4	0.0	56.6	3.3	39.2	55.8	1.7	104.9
AREA 24									
MONTH	3	14.5	13.7	71.8	0.0	28.2	58.8	13.0	95.1
	5	26.4	38.2	35.4	0.0	3.9	83.2	12.9	102.1
	7	44.6	28.7	26.7	.1	25.5	70.5	3.9	102.8
	8	47.5	15.2	37.3	0.0	32.1	64.4	3.5	96.0
	9	42.9	.5	56.6	.1	27.1	64.1	8.7	84.1
	10	48.1	0.0	51.9	0.0	35.9	18.1	46.0	93.0
AREA 26									
MONTH	3	44.0	29.7	26.3	0.0	7.5	68.9	23.6	113.9
	4	30.3	40.4	29.3	0.0	5.9	71.7	22.4	102.6
	5	34.0	39.7	26.3	0.0	10.2	74.8	15.0	105.9
	7	34.7	22.7	42.6	0.0	13.6	72.5	13.9	79.8
	8	48.8	19.1	32.1	0.0	27.2	64.2	8.6	90.1
	9	43.8	0.0	56.2	0.0	25.2	60.4	14.4	79.6
	10	61.9	0.0	38.1	0.0	46.1	51.4	2.5	92.5
AREA 28									
MONTH	3	36.3	13.4	50.3	.9	52.1	14.3	32.7	101.5
	4	29.0	30.2	40.8	0.0	38.8	28.0	33.2	112.0
	6	33.2	36.3	30.5	0.0	20.3	60.9	18.8	104.9
	8	51.9	13.2	34.9	0.0	48.3	39.9	11.8	109.5
	9	62.2	12.8	25.0	0.0	57.1	37.8	5.1	110.2
	10	46.1	0.0	53.9	0.0	43.5	38.4	18.1	97.2
AREA 29									
MONTH	6	21.1	24.5	54.4	0.0	17.8	41.1	41.1	83.3
AREA 30									
MONTH	4	25.0	32.4	42.6	0.0	5.0	51.5	43.5	110.6
	7	27.0	23.7	49.3	0.0	22.0	55.4	22.6	81.9
	8	41.5	16.0	42.5	0.0	29.1	46.7	24.2	99.8
	9	55.7	1.6	42.7	1.9	46.4	31.3	20.4	83.0

1970

		PERCENT BY SEX			PERCENT BY AGE				SHRIMP/LB
		M	T	F	0	1	2	3	
AREA 30									
MONTH	10	66.9	0.0	33.1	2.6	60.7	29.0	7.7	125.3
AREA 32									
MONTH	7	25.6	29.8	44.6	0.0	17.4	52.9	29.7	104.5

1971

		PERCENT BY SEX			PERCENT BY AGE				SHRIMP/LB
		M	T	F	0	1	2	3	
AREA 19									
MONTH	6	18.1	28.8	53.1	0.0	20.4	22.7	56.9	85.2
	7	23.5	39.2	37.3	0.0	43.1	14.9	42.0	98.4
	8	35.4	40.0	24.6	0.0	59.2	15.4	25.4	103.8
AREA 20									
MONTH	5	53.1	16.9	30.0	0.0	50.0	15.4	34.6	137.5
	6	75.9	14.1	10.0	0.0	77.6	12.7	9.7	189.5
	7	29.5	43.5	27.0	0.0	57.5	13.0	29.5	106.4
	8	55.3	32.2	12.5	0.0	85.6	5.7	8.7	160.5
	9	47.3	20.8	31.9	0.0	81.1	9.7	9.2	113.1
AREA 21									
MONTH	4	24.3	4.2	71.5	0.0	12.3	17.5	70.2	77.8
	9	58.4	8.7	32.9	0.0	83.6	11.6	4.8	135.7
AREA 22									
MONTH	3	52.0	3.8	44.2	0.0	11.0	45.3	43.7	98.6
	4	39.5	22.9	37.6	0.0	19.2	40.5	40.3	120.5
	5	11.6	31.7	56.7	0.0	5.4	34.2	60.4	95.5
	6	28.6	32.0	39.4	0.0	31.6	29.1	39.3	110.3
	7	25.5	37.3	37.2	0.0	40.3	19.1	40.6	108.9
	8	22.6	41.5	35.9	0.0	40.4	28.1	31.5	105.2
	9	55.6	20.1	24.3	0.0	78.3	15.7	6.0	148.2
	10	52.6	.5	46.9	0.0	69.8	14.5	15.7	119.4
AREA 24									
MONTH	3	51.0	1.0	48.0	0.0	50.0	32.4	17.6	115.1
	4	34.8	17.7	47.5	0.0	15.3	30.9	53.8	94.6
	5	26.0	34.0	40.0	0.0	14.3	32.1	53.6	106.4
	7	42.7	28.0	29.3	0.0	49.2	21.4	29.4	115.0
	10	63.2	7.0	29.8	0.0	72.4	15.2	12.4	146.4
AREA 26									
MONTH	3	16.5	3.0	80.5	0.0	20.3	31.6	48.1	77.3
	4	60.5	7.1	32.4	0.0	25.6	38.5	35.9	122.4
	5	56.4	9.5	34.1	0.0	36.4	27.6	36.0	134.5
	6	29.1	32.3	38.6	0.0	26.1	34.8	39.1	107.9
	7	22.6	24.3	53.1	0.0	22.6	36.4	41.0	99.7
	8	29.0	22.4	48.6	0.0	35.5	28.0	36.5	109.8
	10	56.4	9.7	33.9	0.0	58.6	24.7	16.7	132.2
AREA 28									
MONTH	3	32.1	1.2	66.7	0.0	14.0	21.3	64.7	93.2
	4	48.6	1.0	50.4	0.0	15.2	42.9	41.9	113.7
	8	55.1	16.8	28.1	0.0	55.1	23.4	21.5	152.1
	9	51.8	12.4	35.8	0.0	58.4	26.5	15.1	134.5
	10	57.8	7.9	34.3	0.0	60.2	27.3	12.5	149.3

1971

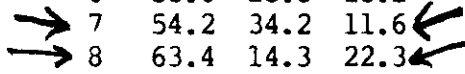
		PERCENT BY SEX			PERCENT BY AGE				SHRIMP/LB
		M	T	F	0	1	2	3	
AREA 30									
MONTH	4	49.0	1.0	50.0	0.0	9.0	34.0	57.0	111.4
	5	59.5	10.3	30.2	0.0	28.8	39.6	31.6	142.8
	6	28.0	22.3	49.7	0.0	24.2	25.1	50.7	113.8
	7	36.3	30.4	33.3	0.0	37.8	30.0	32.2	125.9
	8	31.4	29.0	39.6	0.0	34.5	32.2	33.3	120.7

1972

		PERCENT BY SEX			PERCENT BY AGE				SHRIMP/LB
		M	T	F	0	1	2	3	
AREA 18									
MONTH	7	25.4	41.0	33.6	0.0	11.1	85.4	3.5	113.3
AREA 19									
MONTH	4	57.0	6.1	36.9	0.0	3.3	89.2	7.5	135.8
	5	41.7	18.9	39.4	0.0	1.1	89.0	9.9	112.8
	6	17.6	40.2	42.2	0.0	2.0	82.3	15.7	100.8
	7	20.4	35.2	44.4	0.0	1.8	88.0	10.2	95.1
	8	32.0	35.2	32.8	0.0	16.2	79.3	4.5	93.8
	9	48.5	15.7	35.8	1.0	42.5	55.8	.7	104.6
	10	42.1	.2	57.7	.5	34.0	63.5	2.0	88.6
AREA 20									
MONTH	4	49.6	1.8	48.6	0.0	5.4	60.4	34.2	122.2
	5	50.7	27.2	22.1	0.0	12.6	81.9	5.5	140.0
	6	32.3	45.6	22.1	0.0	13.4	84.5	2.1	120.2
	7	21.7	42.5	35.8	0.0	12.4	81.4	6.2	111.8
	8	30.8	44.0	25.2	0.0	19.3	80.0	.7	110.8
	9	37.4	9.6	53.0	0.0	26.4	67.8	5.8	96.3
AREA 21									
MONTH	10	60.1	.3	39.6	.5	50.2	46.2	3.1	103.7
AREA 22									
MONTH	3	39.6	.3	60.1	0.0	.3	84.6	15.1	123.0
	4	47.9	8.2	43.9	0.0	1.1	85.7	13.2	131.9
	5	51.7	11.3	37.0	0.0	0.0	87.1	12.9	127.9
	6	54.0	16.6	29.4	0.0	3.2	91.1	5.7	134.0
	7	55.1	17.0	27.9	0.0	3.9	91.0	5.1	116.1
	8	45.9	19.2	34.9	0.0	5.8	87.3	6.9	104.6
	9	38.3	4.8	56.9	.1	7.5	82.1	10.3	97.2
	10	46.7	.2	53.1	.4	11.8	82.3	5.5	93.3
AREA 24									
MONTH	3	36.6	5.2	58.2	0.0	0.0	72.7	27.3	128.0
	4	56.0	25.0	19.0	0.0	1.0	83.0	16.0	149.2
	6	64.1	20.5	15.4	0.0	1.9	91.6	6.5	143.3
	7	53.9	19.2	26.9	0.0	1.8	91.2	7.0	140.4
	9	50.6	0.0	49.4	0.0	4.2	86.6	9.2	113.3
	10	59.0	0.0	41.0	0.0	3.3	90.7	6.0	110.8
AREA 26									
MONTH	3	13.2	2.2	84.6	0.0	0.0	32.4	67.6	90.6
	4	47.3	16.0	36.7	0.0	.5	81.2	18.3	156.0
	8	68.2	11.3	20.5	0.0	2.3	94.9	2.8	125.8
	10	64.1	0.0	35.9	0.0	2.5	89.9	7.6	114.1
AREA 30									
MONTH	10	62.6	0.0	37.4	0.0	7.7	85.1	7.2	119.7

1973

		PERCENT BY SEX			PERCENT BY AGE				SHRIMP/LB
		M	T	F	0	1	2	3	
AREA 19									
MONTH	4	68.1	2.3	29.6	0.0	19.5	48.1	32.4	107.6
	5	60.7	25.0	14.3	0.0	54.2	29.4	16.4	126.9
	7	17.7	33.7	48.6	0.0	16.6	27.7	55.7	81.1
	8	38.5	44.5	17.0	1.4	42.8	36.2	19.6	58.0
	9	44.5	10.0	45.5	0.0	66.0	19.4	14.6	99.5
AREA 20									
MONTH	4	63.1	1.3	35.6	0.0	50.8	15.5	33.7	131.8
	5	37.9	28.5	33.6	0.0	34.5	37.1	28.4	99.8
	6	61.7	23.1	15.2	0.0	70.6	16.0	13.4	131.8
	7	47.0	32.8	20.2	0.0	63.3	16.1	20.6	107.6
	8	47.9	45.6	6.5	.2	70.6	23.6	5.6	114.6
	10	47.9	1.7	50.4	.5	50.6	25.4	23.5	94.0
AREA 21									
MONTH	6	36.0	40.5	23.5	0.0	44.6	34.9	20.5	103.5
	7	51.0	30.0	19.0	0.0	66.0	21.0	13.0	110.5
	8	51.2	24.4	24.4	0.0	67.3	18.1	14.6	110.9
	9	56.4	12.3	31.3	.8	73.5	16.2	9.5	112.3
AREA 22									
MONTH	4	67.4	7.8	24.8	0.0	38.4	35.8	25.8	121.3
	5	34.7	31.0	34.3	0.0	36.2	31.0	34.3	106.1
	6	58.0	28.8	13.2	0.0	68.4	13.8	17.8	119.2
	7	54.2	34.2	11.6	0.0	63.4	25.5	11.1	111.8
	8	63.4	14.3	22.3	.2	78.5	15.0	6.3	116.5
	9	58.1	4.4	37.5	0.0	73.9	9.9	16.2	105.3
	10	44.5	1.4	54.1	0.0	61.5	36.7	1.8	88.5
AREA 24									
MONTH	4	30.3	22.3	47.4	0.0	4.6	87.8	7.6	114.0
	5	32.0	33.0	35.0	0.0	21.6	56.7	21.7	110.8
	6	32.0	25.0	43.0	0.0	21.0	46.0	33.0	91.8
	9	60.2	16.1	23.7	0.0	43.6	50.2	6.2	99.9
	10	49.9	8.4	41.7	0.0	34.5	63.4	2.1	91.6
AREA 26									
MONTH	4	31.6	29.6	38.8	0.0	2.7	85.1	12.2	107.8
	5	40.0	32.5	27.5	0.0	23.9	69.5	6.6	107.6
	6	39.1	25.3	35.6	0.0	24.0	74.4	1.6	90.3
	7	53.0	18.4	28.6	0.0	46.9	50.0	3.1	103.1
	8	47.7	24.2	28.1	0.0	35.8	60.8	3.4	88.1
AREA 28									
MONTH	5	19.0	3.7	77.3	0.0	10.3	63.7	26.0	92.2
AREA 29									
MONTH	8	33.3	34.1	32.6	0.0	25.6	58.1	16.3	90.3
AREA 30									
MONTH	4	27.1	4.8	68.1	0.0	4.8	57.8	37.4	119.3



1973

		PERCENT BY SEX			PERCENT BY AGE				SHRIMP/LB
		M	T	F	0	1	2	3	
AREA 30									
MONTH	5	32.0	5.8	62.2	0.0	7.8	57.3	34.9	91.8
	6	12.0	34.1	53.9	0.0	8.2	12.0	79.8	99.6
	7	30.0	33.0	37.0	0.0	26.0	63.0	11.0	126.1
	8	24.7	40.0	35.3	0.0	20.0	78.1	1.9	82.0

1974

		PERCENT BY SEX			PERCENT BY AGE				SHRIMP/LB
		M	T	F	0	1	2	3	
AREA 19									
MONTH	4	15.3	51.3	33.4	0.0	5.0	66.3	28.7	94.0
	7	35.8	55.7	8.5	0.0	68.1	27.6	4.3	122.4
	8	48.2	41.2	10.6	0.0	80.0	15.0	5.0	118.9
	9	31.2	11.9	56.9	0.0	32.4	20.7	46.9	86.5
AREA 20									
MONTH	4	7.0	50.5	42.5	0.0	.3	70.1	29.6	93.6
	5	64.3	19.7	16.0	0.0	64.3	28.9	6.8	162.2
	7	28.1	45.6	26.3	0.0	44.7	43.0	12.3	102.4
	8	48.8	30.6	20.6	0.0	86.0	11.7	2.3	129.4
	10	64.4	13.4	22.2	0.0	86.6	8.3	5.1	123.2
AREA 21									
MONTH	5	14.5	51.9	33.6	0.0	12.0	59.8	28.2	105.4
	6	49.7	24.3	26.0	0.0	49.8	33.3	16.9	130.4
	7	13.6	48.7	37.7	0.0	19.1	54.3	26.6	87.3
	8	57.0	28.0	15.0	0.0	75.3	20.7	4.0	135.6
	10	59.2	5.4	35.4	.8	81.2	13.8	4.2	126.6
AREA 22									
MONTH	4	40.7	22.8	36.5	0.0	16.3	61.3	22.4	115.3
	5	10.2	49.7	40.1	0.0	4.8	66.8	28.4	102.3
	6	50.9	34.9	14.2	0.0	52.3	41.2	6.5	125.5
	7	58.4	27.9	13.7	0.0	67.5	28.2	4.3	142.4
	8	53.7	30.3	16.0	0.0	62.0	33.9	4.1	124.8
	9	56.6	4.3	39.1	0.0	66.7	29.8	3.5	108.0
	10	60.8	2.1	37.1	0.0	72.8	23.2	4.0	115.1
AREA 24									
MONTH	4	49.1	11.6	39.3	0.0	.9	46.3	52.8	104.6
	6	45.5	40.4	14.1	0.0	30.1	53.5	16.4	128.5
	7	74.7	16.3	9.0	0.0	77.7	18.6	3.7	159.7
	8	49.2	16.4	34.4	0.0	45.6	26.9	27.5	96.5
AREA 26									
MONTH	6	38.4	24.2	37.4	0.0	22.2	41.4	36.4	119.1
	7	48.5	31.3	20.2	0.0	50.5	34.3	15.2	127.6
	8	27.9	36.4	35.7	0.0	26.7	34.5	38.8	97.7
AREA 28									
MONTH	5	32.4	15.5	52.1	0.0	5.2	39.3	55.5	101.2
	8	33.6	39.6	26.8	0.0	39.1	40.9	20.0	124.3
AREA 29									
MONTH	5	37.1	24.0	38.9	0.0	7.5	53.9	38.6	124.1
	6	28.8	29.1	42.1	0.0	12.1	45.3	42.6	108.1
	8	27.1	38.0	34.9	0.0	26.4	36.4	37.2	96.6
AREA 30									
MONTH	4	18.0	11.4	70.6	0.0	4.7	29.6	65.7	109.3
	5	12.2	13.5	74.3	0.0	0.0	27.0	73.0	103.3

1974

		PERCENT BY SEX			PERCENT BY AGE				SHRIMP/LB
		M	T	F	0	1	2	3	
AREA 30									
MONTH	6	31.3	34.0	34.7	0.0	5.9	64.9	29.2	113.5
	7	22.7	25.2	52.1	0.0	12.6	39.7	47.7	97.2
	8	24.6	36.7	38.7	0.0	20.0	42.9	37.1	96.4
AREA 32									
MONTH	7	22.5	38.7	38.8	0.0	18.0	41.5	40.5	128.1
	8	27.1	34.1	38.8	0.0	26.5	42.9	30.6	99.1

1975

		PERCENT BY SEX			PERCENT BY AGE				SHRIMP/LB
		M	T	F	0	1	2	3	
AREA 18									
MONTH	10	32.3	3.8	63.9	0.0	42.7	51.3	6.0	81.6
AREA 20									
MONTH	4	37.1	13.8	49.1	0.0	17.1	68.0	14.9	109.7
	5	53.7	22.3	24.0	0.0	55.4	41.2	3.4	133.3
	6	60.8	28.8	10.4	0.0	74.0	25.1	.9	145.9
	8	49.6	28.2	22.2	0.0	67.2	29.4	3.4	106.5
	10	72.4	1.7	25.9	1.1	76.8	18.2	3.9	103.9
AREA 21									
MONTH	5	36.9	31.6	31.5	0.0	37.4	55.1	7.5	116.7
	7	43.8	40.7	15.5	0.0	56.7	38.5	4.8	117.8
	8	46.9	20.0	33.1	0.0	56.1	32.7	11.2	110.8
	9	69.3	6.2	24.5	1.8	69.7	7.5	21.0	125.1
AREA 22									
MONTH	4	28.0	14.7	57.3	0.0	15.4	65.6	19.0	66.5
	5	45.2	34.6	20.2	0.0	41.0	55.1	3.9	134.3
	6	53.4	32.7	13.9	0.0	61.4	35.0	3.6	130.0
	7	44.7	37.3	18.0	0.0	52.3	40.5	7.2	107.0
	8	63.0	15.1	21.9	0.0	72.4	25.6	2.0	121.1
	9	59.8	6.4	33.8	0.0	69.5	28.6	1.9	112.9
	10	60.0	.2	39.8	.2	64.8	28.5	6.5	101.6
AREA 24									
MONTH	5	55.4	17.5	27.1	0.0	30.7	56.8	12.5	109.4
	6	63.0	17.5	19.5	0.0	44.2	52.3	3.5	115.9
	7	52.8	17.0	30.2	0.0	37.8	59.2	3.0	100.2
	8	39.0	12.0	49.0	0.0	47.0	37.0	16.0	92.0
	9	41.5	3.7	54.8	0.0	45.2	41.8	13.0	89.9
	10	19.2	0.0	80.8	0.0	21.2	70.7	8.1	79.5
AREA 26									
MONTH	5	47.5	15.3	37.2	0.0	11.8	78.1	10.1	103.7
	6	45.3	12.0	42.7	0.0	14.7	79.0	6.3	104.1
	7	44.5	12.5	43.0	0.0	20.0	70.0	10.0	95.6
	8	35.6	13.4	51.0	0.0	24.5	38.0	37.5	98.3
AREA 28									
MONTH	5	30.8	15.4	53.8	0.0	2.9	60.6	36.5	91.1
	6	32.0	5.7	62.3	0.0	8.5	61.7	29.8	88.0
	7	21.2	9.7	69.1	0.0	2.6	50.5	46.9	83.1
	8	32.7	8.6	58.7	0.0	8.6	57.7	33.7	71.4
	9	36.4	.5	63.1	0.0	24.4	46.1	29.5	87.0
	10	18.5	1.9	79.6	0.0	6.5	60.2	33.3	81.6
AREA 29									
MONTH	5	33.1	10.7	56.2	0.0	15.5	49.9	34.6	87.2
	6	33.0	8.7	58.3	0.0	19.3	63.9	16.8	95.7

1975

		PERCENT BY SEX			PERCENT BY AGE				SHRIMP/LB
		M	T	F	0	1	2	3	
AREA 29									
MONTH	7	22.4	7.7	69.9	0.0	15.0	17.8	67.2	83.1
	8	43.4	9.0	47.6	0.0	33.1	41.2	25.7	91.2
	9	43.5	2.4	54.1	0.0	32.9	35.3	31.8	84.9
AREA 30									
MONTH	5	27.3	15.3	57.4	0.0	12.2	55.6	32.2	99.2
	6	42.7	3.5	53.8	0.0	33.5	39.2	27.3	101.5
	7	34.7	11.8	53.5	0.0	25.6	21.4	53.0	94.5
	8	59.8	3.1	37.1	0.0	44.4	25.4	30.2	109.7
	9	63.5	1.2	35.3	0.0	56.0	25.8	18.2	110.2
	10	67.4	.7	31.9	0.0	62.4	25.2	12.4	111.6
AREA 32									
MONTH	4	5.7	43.3	51.0	0.0	7.1	28.4	64.5	104.0
	5	22.1	14.5	63.4	0.0	12.8	21.7	65.5	102.5
	6	32.7	7.0	60.3	0.0	26.6	45.8	27.6	116.9
	7	27.9	8.6	63.5	0.0	25.0	30.8	44.2	112.9

1976

		PERCENT BY SEX			PERCENT BY AGE				SHRIMP/LB
		M	T	F	0	1	2	3	
AREA 20									
MONTH	7	42.0	47.3	10.7	0.0	83.8	9.0	7.2	184.2
	8	35.0	55.0	10.0	0.0	76.5	20.5	3.0	180.0
	10	52.0	4.0	44.0	0.0	74.3	22.0	3.7	135.0
AREA 21									
MONTH	5	41.1	37.1	21.8	0.0	18.4	65.7	15.9	135.9
	6	50.4	29.5	20.1	0.0	48.7	42.4	8.9	155.8
	7	35.7	46.1	18.2	0.0	46.8	44.6	8.6	141.2
	8	48.4	35.0	16.6	0.0	66.7	29.3	4.0	154.3
	9	58.7	20.7	20.6	0.0	74.0	21.0	5.0	147.6
	10	52.8	6.8	40.4	0.0	60.9	30.4	8.7	134.7
AREA 22									
MONTH	4	27.1	20.5	52.4	0.0	11.4	43.9	44.7	108.5
	5	26.6	35.3	38.1	0.0	11.9	71.4	16.7	141.6
	6	46.1	27.2	26.7	0.0	40.3	36.4	23.3	136.0
	7	29.3	40.7	30.0	0.0	36.7	40.9	22.4	121.5
	8	57.4	25.1	17.5	0.0	66.1	28.8	5.1	121.4
	9	55.0	13.0	32.0	0.0	60.2	23.1	16.7	150.8
	10	55.2	4.5	40.3	0.0	62.9	28.1	9.0	124.7
AREA 24									
MONTH	4	27.0	22.0	51.0	0.0	1.4	35.8	62.8	88.0
	5	30.2	22.6	47.2	0.0	4.5	41.3	54.2	88.1
	6	44.0	20.5	35.5	0.0	24.0	43.5	32.5	92.7
AREA 26									
MONTH	4	41.3	21.1	37.6	0.0	4.0	43.7	52.3	93.9
	5	50.9	15.3	33.8	0.0	17.5	51.3	31.2	99.0
	7	56.3	24.0	19.7	0.0	31.4	37.1	31.5	92.8
	8	34.0	30.2	35.8	0.0	9.4	24.5	66.1	74.8
	9	43.5	4.8	51.7	0.0	24.2	21.7	54.1	78.3
AREA 28									
MONTH	7	49.5	32.4	18.1	0.0	37.7	24.3	38.0	132.5
	8	52.1	20.8	27.1	0.0	38.0	21.1	40.9	99.8
	9	50.5	2.8	46.7	0.0	41.1	17.8	41.1	93.5
	10	47.3	6.0	46.7	0.0	42.9	26.4	30.8	88.6
AREA 29									
MONTH	4	47.0	11.9	41.1	0.0	3.0	48.5	48.5	116.9
	5	14.0	31.8	54.2	0.0	5.6	36.5	57.9	91.4
	6	21.7	45.8	32.5	0.0	4.2	49.4	46.4	81.7
	8	41.9	25.2	32.9	0.0	31.2	39.3	29.5	91.7
	9	59.2	6.8	34.0	0.0	49.5	24.3	26.2	100.5
	10	73.9	3.9	22.2	0.0	68.1	15.9	16.0	136.3
AREA 30									
MONTH	4	45.5	27.8	26.7	0.0	69.1	17.8	13.1	134.1

1976

		PERCENT BY SEX			PERCENT BY AGE				SHRIMP/LB
		M	T	F	0	1	2	3	
AREA 30									
MONTH	5	26.7	30.7	42.6	0.0	3.9	44.3	51.8	110.7
	6	33.1	44.4	22.5	0.0	9.1	65.3	25.6	109.2
	7	33.9	49.1	17.0	0.0	25.6	51.5	22.9	105.9
	8	46.4	24.3	29.3	0.0	35.7	41.4	22.9	104.8
	9	48.7	4.4	46.9	0.0	38.0	41.6	20.4	112.4
AREA 32									
MONTH	6	29.7	56.6	13.7	0.0	19.4	56.1	24.5	114.1
	7	25.4	56.6	18.0	0.0	21.5	54.6	23.9	98.1

1977

		PERCENT BY SEX			PERCENT BY AGE				SHRIMP/LB
		M	T	F	0	1	2	3	
AREA 19									
MONTH	9	40.0	15.2	44.8	0.0	32.8	57.5	9.7	93.8
	10	34.3	8.6	57.1	0.0	34.0	58.8	7.2	99.7
AREA 20									
MONTH	5	22.6	48.3	30.2	0.0	7.1	80.6	12.3	137.5
	7	12.5	56.1	31.4	0.0	5.0	76.1	18.9	108.5
	8	24.3	43.9	31.8	0.0	18.9	69.0	12.1	104.1
	9	25.5	27.0	47.5	0.0	23.0	60.5	16.5	94.3
	10	46.2	4.4	49.4	0.0	41.0	46.2	12.8	107.7
AREA 21									
MONTH	4	54.4	19.5	26.1	0.0	10.2	75.6	14.2	152.6
	6	39.2	31.9	28.9	0.0	26.9	64.6	8.5	130.2
	7	30.8	43.7	25.5	0.0	25.1	63.0	11.9	119.9
	8	47.7	30.2	22.1	0.0	42.4	50.7	6.9	124.3
	9	35.0	7.0	58.0	0.0	18.0	64.0	18.0	89.8
	10	32.0	7.2	60.8	0.0	26.3	63.3	10.4	98.9
AREA 22									
MONTH	4	36.0	26.7	37.3	0.0	1.7	71.4	26.9	123.0
	5	31.2	34.7	34.1	0.0	11.4	58.6	30.0	108.9
	6	42.9	31.5	25.6	0.0	19.1	60.5	20.4	108.5
	7	48.2	26.1	25.7	0.0	31.0	48.8	20.2	110.0
	8	45.6	20.2	34.2	0.0	34.9	48.9	16.2	138.5
	9	40.1	7.1	52.8	0.0	26.9	50.4	22.7	88.0
	10	35.9	2.1	62.0	0.0	30.7	56.4	12.9	61.4
AREA 24									
MONTH	4	39.0	18.0	43.0	0.0	2.2	45.8	52.0	82.7
	7	45.7	28.2	26.1	0.0	4.5	44.7	50.8	76.2
AREA 26									
MONTH	5	51.3	20.1	28.6	0.0	15.9	62.8	21.3	138.5
	6	38.6	21.8	39.6	0.0	5.3	41.5	53.2	76.8
	7	40.2	18.7	41.1	0.0	13.7	49.2	37.1	86.8
AREA 28									
MONTH	4	36.6	14.9	48.5	0.0	3.0	44.5	52.5	92.6
	5	44.9	16.6	38.6	0.0	6.3	63.1	30.6	87.5
	6	38.3	21.2	40.5	0.0	7.5	54.6	37.9	88.0
	7	36.0	23.3	40.7	0.0	6.9	52.7	40.4	77.7
	8	34.9	18.8	46.3	0.0	9.9	54.8	35.3	84.3
	10	34.9	18.8	46.3	0.0	9.9	54.8	35.3	179.8
AREA 29									
MONTH	4	66.9	10.4	22.7	0.0	0.0	74.4	25.6	140.2
	6	27.9	16.2	55.9	0.0	0.0	31.4	68.6	79.1
	7	34.4	15.3	50.3	0.0	2.1	33.9	64.0	78.6
	8	32.4	21.5	46.1	0.0	.9	62.1	37.0	90.6

1977

		PERCENT BY SEX			PERCENT BY AGE				SHRIMP/LB
		M	T	F	0	1	2	3	
AREA 29									
MONTH	9	16.8	11.6	71.6	0.0	0.0	54.7	45.3	65.9
	10	37.0	1.0	62.0	0.0	8.0	63.0	29.0	85.1
AREA 30									
MONTH	4	55.0	10.0	35.0	0.0	0.0	56.0	44.0	124.6
	5	48.1	17.6	34.3	0.0	.2	65.3	34.5	130.8
	6	42.9	19.3	37.8	0.0	3.4	59.6	37.0	111.9
	7	35.1	17.9	47.0	0.0	3.3	52.8	43.9	96.7
	8	40.1	16.6	43.3	0.0	11.3	66.4	22.3	103.5
	9	44.6	17.9	37.5	0.0	21.6	61.2	17.2	110.8
AREA 32									
MONTH	4	40.6	8.9	50.5	0.0	0.0	47.5	52.5	132.4
	6	23.8	26.7	49.5	0.0	1.0	68.1	30.9	116.6
	7	24.4	40.6	35.0	0.0	3.7	68.9	27.4	109.8
	9	38.5	23.0	38.5	0.0	26.3	48.8	24.9	115.8

1978

		PERCENT BY SEX			PERCENT BY AGE				SHRIMP/LB
		M	T	F	0	1	2	3	
AREA 18									
MONTH	10	56.5	13.9	29.6	0.0	50.6	31.4	18.0	101.0
AREA 19									
MONTH	4	10.0	11.0	79.0	0.0	6.0	16.5	77.5	83.0
	5	6.3	48.9	44.8	0.0	14.2	40.1	45.7	99.2
	6	24.4	27.6	48.0	0.0	23.1	26.1	50.8	92.0
	7	38.6	30.7	30.7	0.0	47.8	16.8	35.4	102.0
	8	24.7	30.4	44.9	0.0	34.1	18.3	47.6	86.6
	9	52.6	24.2	23.2	0.0	52.8	35.7	11.5	107.6
	10	44.5	12.0	43.5	0.0	43.0	25.0	32.0	85.3
AREA 20									
MONTH	6	74.0	11.0	15.0	0.0	71.0	16.0	13.0	137.5
	8	33.0	35.5	31.5	0.0	45.5	37.0	17.5	107.9
AREA 21									
MONTH	4	60.8	21.6	17.6	0.0	59.6	25.5	14.9	154.8
	5	4.5	59.1	36.4	0.0	17.2	41.4	41.4	100.3
	6	48.2	25.5	26.3	0.0	51.1	25.5	23.4	122.7
	7	35.3	31.3	33.4	0.0	42.2	29.4	28.4	111.7
	8	45.8	32.0	22.2	0.0	58.1	22.7	19.2	114.8
	9	45.3	15.0	39.7	0.0	45.5	25.9	28.6	92.1
	10	74.7	9.8	15.5	0.0	79.4	12.5	8.1	125.2
AREA 22									
MONTH	4	50.3	21.3	28.4	0.0	36.0	43.4	20.6	112.1
	5	24.9	36.6	38.5	0.0	26.2	32.5	41.3	98.9
	6	43.4	24.7	31.9	0.0	41.1	24.0	34.9	111.7
	7	45.5	22.0	32.5	0.0	46.0	28.5	25.5	104.4
	8	43.0	23.1	33.9	0.0	48.5	20.5	31.0	96.0
	9	55.6	19.5	24.9	0.0	67.2	19.1	13.7	113.3
	10	54.6	7.8	37.6	0.0	57.4	18.2	24.4	91.0
AREA 24									
MONTH	8	40.0	20.0	40.0	0.0	14.0	42.0	44.0	64.0
AREA 26									
MONTH	4	55.4	14.0	30.6	0.0	42.6	19.9	37.5	92.8
	5	43.1	22.5	34.4	0.0	23.8	28.6	47.6	82.1
	6	38.5	14.6	46.9	0.0	19.7	23.9	56.4	77.3
	7	78.2	9.9	11.9	0.0	76.2	13.9	9.9	141.4
AREA 28									
MONTH	4	25.2	23.4	51.4	0.0	.9	27.9	71.2	74.9
	5	36.3	21.8	41.9	0.0	23.2	20.1	56.7	79.0
	6	27.6	24.0	48.4	0.0	16.6	15.7	67.7	78.0
	7	41.0	12.0	47.0	0.0	28.0	20.0	52.0	78.3
	8	40.4	15.2	44.4	0.0	18.2	35.4	46.4	74.6
AREA 29									
MONTH	4	7.3	38.5	54.2	0.0	0.0	4.2	95.8	83.7

1978

		PERCENT BY SEX			PERCENT BY AGE				SHRIMP/LB
		M	T	F	0	1	2	3	
AREA 29									
MONTH	8	33.0	22.0	45.0	0.0	31.0	45.0	24.0	92.6
	9	18.9	6.6	74.5	0.0	8.5	18.9	72.6	68.5
AREA 30									
MONTH	4	23.6	41.7	34.7	0.0	3.8	69.9	26.3	101.7
	5	31.0	34.0	35.0	0.0	15.3	40.8	43.9	102.1
	6	29.8	27.8	42.4	0.0	9.3	42.4	48.3	89.6
	7	30.0	18.5	51.5	0.0	14.0	22.5	63.5	85.9
	8	37.7	21.0	41.3	0.0	30.9	31.9	37.2	92.7
	9	48.1	8.2	43.7	0.0	41.5	13.7	44.8	123.6
AREA 32									
MONTH	4	22.6	28.1	49.3	0.0	0.0	84.3	15.7	99.3
	5	38.6	30.2	31.2	0.0	29.9	35.6	34.5	125.6
	6	34.3	31.7	34.0	0.0	29.6	23.5	46.9	108.3
	7	42.4	20.4	37.2	0.0	38.9	23.9	37.2	108.3
	8	39.0	20.7	40.3	0.0	38.1	24.2	37.7	96.3
	10	69.1	4.5	26.4	0.0	66.4	20.0	13.6	129.3

1979

		PERCENT BY SEX			PERCENT BY AGE				SHRIMP/LB
		M	T	F	0	1	2	3	
AREA 18									
MONTH	4	39.2	28.9	31.9	0.0	43.3	43.3	13.4	118.3
AREA 19									
MONTH	4	20.4	30.9	48.7	0.0	17.3	45.0	37.7	95.3
	5	55.5	29.8	14.7	0.0	62.3	30.8	6.9	127.9
	6	37.9	32.6	29.5	0.0	42.9	43.4	13.7	101.8
	7	55.5	22.2	22.3	0.0	60.5	34.0	5.5	111.1
	8	15.6	17.4	67.0	0.0	21.1	36.7	42.2	68.8
	10	48.1	3.4	48.5	8.7	48.4	29.2	13.7	80.0
AREA 20									
MONTH	4	46.6	39.5	13.9	0.0	50.2	40.4	9.4	123.7
	6	53.2	38.5	8.3	0.0	71.8	26.6	1.6	121.5
	7	63.7	24.2	12.1	0.0	80.6	18.0	1.4	122.6
	8	55.5	23.8	20.7	0.0	74.5	22.8	2.7	108.3
AREA 21									
MONTH	4	58.4	18.9	22.7	0.0	40.7	44.3	15.0	109.4
	5	67.9	19.0	13.1	0.0	68.2	29.3	2.5	143.5
	6	52.7	33.6	13.7	0.0	67.6	30.1	2.3	116.3
	7	65.7	25.1	9.2	0.0	85.1	14.4	.5	124.1
	8	52.5	24.8	22.7	0.0	66.7	30.5	2.8	96.5
	9	49.1	5.8	45.1	0.0	58.7	38.5	2.8	84.3
	10	58.1	4.1	37.8	.2	58.9	38.0	2.9	89.5
AREA 22									
MONTH	4	52.3	22.8	24.9	0.0	27.4	61.1	11.5	102.0
	7	28.8	39.0	32.2	0.0	30.8	67.8	1.4	82.1
	8	30.9	33.2	35.9	0.0	31.6	67.3	1.1	78.1
	9	37.6	6.6	55.8	0.0	41.4	52.0	6.6	73.7
	10	50.9	3.0	46.1	.2	55.4	36.1	8.3	78.9
AREA 24									
MONTH	5	42.2	36.0	21.8	0.0	10.1	66.7	23.2	75.1
	7	66.0	29.0	5.0	0.0	41.0	49.0	10.0	88.8
	8	45.6	22.1	32.3	0.0	42.5	41.4	16.1	75.8
	9	44.2	0.0	55.8	0.0	33.2	28.6	38.2	67.7
	10	62.2	0.0	37.8	0.0	52.2	30.0	17.8	78.1
AREA 26									
MONTH	4	35.5	36.1	28.4	0.0	12.4	69.2	18.4	86.6
	5	45.4	31.9	22.7	0.0	44.5	47.9	7.6	167.1
	6	57.7	27.2	15.1	0.0	48.0	39.9	12.1	95.9
	7	47.2	24.2	28.6	0.0	57.1	36.2	6.7	89.0
	8	53.8	17.5	28.7	0.0	55.6	32.7	11.7	88.2
	9	30.1	0.0	69.9	0.0	21.1	42.2	36.7	62.1
	10	51.3	3.3	45.4	0.0	42.0	33.3	24.7	73.4

1979

		PERCENT BY SEX			PERCENT BY AGE				SHRIMP/LB
		M	T	F	0	1	2	3	
AREA 29									
MONTH	7	44.3	21.7	34.0	0.0	62.9	33.0	4.1	104.5
	8	39.2	22.0	38.8	0.0	51.2	35.9	12.9	100.3
	9	36.3	24.7	39.0	0.0	49.4	46.7	3.9	93.9
	10	61.8	19.6	18.6	0.0	75.5	22.5	2.0	122.1
AREA 30									
MONTH	3	16.8	25.9	57.3	0.0	1.1	42.2	56.7	82.5
	4	15.6	51.4	33.0	0.0	14.8	61.4	23.8	98.9
	5	38.9	37.0	24.1	0.0	41.7	50.9	7.4	135.7
	6	30.5	46.6	22.9	0.0	44.4	53.3	2.3	119.2
	7	36.9	33.5	29.6	0.0	56.2	35.7	8.1	110.2
	8	41.2	29.8	29.0	0.0	62.8	32.8	4.4	118.2
	9	63.2	12.4	24.4	0.0	72.3	24.1	3.6	130.5
	10	60.0	9.4	30.6	0.0	68.3	28.8	2.9	115.6
AREA 32									
MONTH	3	20.8	61.4	17.8	0.0	2.0	66.3	31.7	89.5
	4	20.3	61.8	17.9	0.0	17.1	59.4	23.5	111.1
	5	27.1	46.5	27.4	0.0	29.6	63.1	7.3	139.5
	6	35.5	44.0	20.5	0.0	43.3	54.5	2.2	129.3
	7	40.9	35.5	23.6	0.0	55.5	37.5	6.0	131.4
	8	54.9	24.5	20.6	0.0	77.0	21.0	3.0	129.5
	9	44.8	31.5	23.7	0.0	55.2	30.5	14.3	146.2

1980

		PERCENT BY SEX			PERCENT BY AGE				SHRIMP/LB
		M	T	F	0	1	2	3	
AREA 18									
MONTH	10	34.0	10.2	55.8	0.0	59.3	33.8	6.9	86.3
AREA 19									
MONTH	4	26.7	32.7	40.6	0.0	17.2	56.1	26.7	85.5
	5	44.8	33.1	22.1	0.0	53.3	42.8	3.9	103.0
	6	81.3	16.4	2.3	0.0	92.1	5.6	2.3	140.2
	7	47.2	34.3	18.5	0.0	84.0	14.3	1.7	76.9
	8	32.7	29.0	38.3	0.0	64.4	29.4	6.2	79.5
	9	41.4	19.4	39.2	0.0	78.8	17.7	3.5	85.2
	10	51.0	14.0	35.0	4.9	77.2	15.6	2.3	84.9
AREA 20									
MONTH	6	79.5	18.5	2.0	0.0	95.1	3.4	1.5	139.0
AREA 21									
MONTH	4	68.2	22.0	9.8	0.0	75.8	17.7	6.5	156.4
	5	81.7	15.8	2.5	0.0	94.5	3.8	1.7	191.8
	6	71.4	21.9	6.7	0.0	85.4	13.4	1.2	140.1
	7	63.7	30.0	6.3	0.0	94.0	4.7	1.3	138.9
	8	65.9	22.9	11.2	.2	84.8	10.0	5.0	114.7
	9	53.0	18.6	28.4	0.0	80.8	15.5	3.7	102.1
	10	57.1	5.8	37.1	0.0	86.4	12.2	1.4	104.4
AREA 22									
MONTH	4	47.3	32.7	20.0	0.0	48.1	37.1	14.8	111.5
	5	71.1	21.7	7.2	0.0	78.0	18.6	3.4	134.7
	6	61.4	22.4	16.2	0.0	70.9	19.2	9.9	112.1
	7	45.0	30.4	24.6	0.0	64.5	27.3	8.2	91.9
	8	54.5	23.1	22.3	0.0	78.8	18.4	2.8	99.1
	9	47.3	16.7	36.0	0.0	73.3	25.3	1.4	88.1
	10	56.5	3.2	40.3	.8	85.8	13.4	0.0	96.2
AREA 24									
MONTH	4	51.1	32.8	16.1	0.0	50.1	37.0	12.9	106.4
	5	40.2	38.1	21.7	0.0	35.0	52.6	12.4	82.6
	6	37.0	41.7	21.3	0.0	43.1	46.9	10.0	85.7
	7	63.6	26.3	10.1	0.0	80.1	19.6	.3	125.8
	8	56.4	23.9	19.7	0.0	72.6	19.7	7.7	99.7
	9	50.4	17.8	31.8	0.0	74.1	24.2	1.7	91.3
	10	53.7	19.5	26.8	0.0	68.3	26.8	4.9	96.4
AREA 26									
MONTH	4	51.8	35.0	13.2	0.0	62.5	26.3	11.2	129.5
	5	55.5	27.8	16.7	0.0	48.3	37.3	14.4	99.5
	6	59.1	26.7	14.2	0.0	75.4	19.8	4.8	125.6
	7	41.4	26.6	32.0	0.0	49.5	45.0	5.5	94.3
	8	56.4	19.2	24.4	0.0	71.8	27.1	1.1	97.4

1980

		PERCENT BY SEX			PERCENT BY AGE				SHRIMP/LB
		M	T	F	0	1	2	3+	
AREA 26									
MONTH	9	56.7	12.0	31.3	0.0	75.4	24.6	0.0	91.6
	10	62.7	11.8	25.5	0.0	82.4	17.6	0.0	96.3
AREA 28									
MONTH	5	36.2	61.0	2.8	0.0	38.1	47.6	14.3	174.5
	6	29.2	52.0	18.8	0.0	31.7	30.2	38.1	102.5
	9	73.5	14.7	11.8	0.0	84.3	9.8	5.9	117.4
	10	66.4	5.2	28.4	0.0	69.7	10.0	20.3	99.4
AREA 29									
MONTH	7	37.4	19.6	43.0	0.0	36.5	60.7	2.8	98.8
	8	39.6	11.3	49.1	0.0	44.3	45.3	10.4	92.1
AREA 30									
MONTH	4	9.3	50.8	39.9	0.0	8.1	65.9	26.0	101.0
	5	17.8	53.5	28.7	0.0	17.8	60.7	21.5	115.3
	6	24.8	47.8	27.4	0.0	28.9	50.7	20.4	122.4
	7	39.6	38.6	21.8	0.0	46.3	50.5	3.2	123.9
	8	54.5	15.8	29.7	0.0	56.7	40.4	2.9	120.3
	9	63.1	10.7	26.2	0.0	70.2	28.5	1.3	142.9
AREA 32									
MONTH	4	19.0	53.2	27.8	0.0	13.4	79.4	7.2	128.7
	5	9.9	52.6	37.5	0.0	10.6	55.1	34.3	131.9
	7	63.5	21.2	15.3	0.0	72.9	22.7	4.4	187.8
	8	61.1	24.1	14.8	0.0	81.6	17.2	1.2	169.4
	9	67.2	13.3	19.5	0.0	80.5	18.5	1.0	156.4
	10	68.6	6.7	24.7	0.0	80.0	20.0	0.0	155.1